



LORD STRATHCONA'S HORSE
(ROYAL CANADIANS)

REGIMENTAL MANUAL

Second Edition

(First Edition 1990)

AMENDMENT RECORD

Amendment Number	Date of Amendment	Amendment
1.		
2.		
3.		
4.		
5.		
6.		
7.		
8.		
9.		
10.		
11.		
12.		
13.		
14.		
15.		

FOREWORD

The purpose of the Regimental Manual is to record the customs and traditions of the Regiment with a view to providing a source of corporate memory for Strathconas of all generations: serving, retired and future.

The Regimental Manual, then, provides a record for all to show how we should conduct ourselves as Strathconas and the reasons why we do so. Our customs and traditions embody attention to the historical roots of the Regiment and the underlying principles that we feel are important and that should guide our conduct. As such, our customs and traditions contribute in a positive way to the esprit de corps of the Regiment and the extended Strathcona family.

It must be recognized, however, that while many of the underlying principles do not change, customs and traditions cannot prevent the normal healthy development of the Regiment and its members. Change must be accepted to ensure that the Regiment and the wider family continue to be contemporary and to attract the same high quality members and devotion in the future as we have in the past.

This Second Edition of the Regimental Manual builds on the excellent foundation provided by the First Edition and together the editions reflect considerable effort by a large number of individual Strathconas whom I thank on behalf of all. Two aspects of this edition deserve particular note. First, the environment in which the Regiment serves at the turn of the century has changed significantly from earlier times. The Canadian Forces and the Army are changing; the most dramatic result for Strathconas being that the home of the Regiment is now Edmonton. A number of customs and traditions have had to be adjusted as a consequence. Second, the advent of more advanced production capabilities has provided improved opportunities to present the Manual and its material. These capabilities should also assist us in keeping the document current, as amendments will be easier to incorporate.

I hope that this Manual serves to help focus interest and involvement in maintaining, promoting and discussing our customs and traditions. By generating active interest in our customs and traditions we will help ensure that we stay both connected to our roots and vibrant.



J.A. Fox
Lieutenant-General (Retired)
Colonel Commandant
Royal Canadian Armoured Corps

INTRODUCTION

The Regimental Manual is written by Strathconas for Strathconas. It represents who we are and what we do. Although this type of knowledge may otherwise be gained through experience, without a regimental manual it would take time. Without a written record, some of the collective knowledge might be lost over the years.

Colonel **Keith Eddy** (Retired) and everyone involved in the publication of the First Edition of the Regimental Manual should be commended for achieving a very important milestone in documenting the customs and traditions of the Regiment. The First Edition acted as an outstanding guide for all Strathconas and provided a solid foundation on which to expand for this edition.

Many Strathconas answered the call to update the Regimental Manual in 1995. Thanks must be given to all who replied and to **Mrs Shelly Blackmore (Martin)** who initially consolidated those comments. Colonel **Des Deane-Freeman, CD** (Retired) and Master Warrant Officer **Bob Caughill, CD** (Retired), who conducted in-depth reviews of those comments on behalf of the Regimental Society Board of Directors, must also be thanked for their diligent and dedicated work. Unfortunately, much research was required to fully implement all the suggested alterations and to incorporate the magnitude of change that resulted from the Regiment's move to Edmonton in 1996.

One of the main challenges in writing the Second Edition was to establish the Regimental Manual as the primary reference for regimental customs and traditions without repeating information that could be found in other published sources. The main approach, however, was to ensure that the manual contained as much background information as possible in order to prevent unnecessary changes and to allow deviations from the norm to be done so consciously.

Most of the information in this edition can be found at the Regiment. The information can be read off the various plaques, paintings, artefacts and trophies or can be observed in regimental practices. Other information resides solely with the soldiers and officers, or in their perceptions of past events, because those events have not always been well documented or passed on during handovers. A significant amount of the proof did, however, come from the Regimental Archives. Sadly, there are notable gaps because original information and photographs have not always been recorded or preserved.

Where there were gaps in information, Strathconas everywhere rose to the task. Many more people need to be given credit for details contained this manual. Serving and retired Strathconas have tracked down memorials, taken or scanned photos, faxed and emailed information or shared recollections about particular events. Each tidbit of information was extremely valuable and all assistance was most appreciated.

The information that did make it to the Archives has been priceless when conducting research for the manual. The Regimental Museum has flourished under the care and hard work of Warrant Officers **Daryl Crowell** and **Ted MacLeod**, Corporal **Lee Ramsden**, and Master Corporal **Todd Giberson**. I owe each one of them my sincere appreciate for faithfully responding to endless requests for more detailed information and photographs during the past few years. As the Regimental Museum Archivist, **Lee Ramsden** has organized seemingly insignificant boxes of paper and old photo albums into a top-notch archive of all things regimental.

There remain, however, several obvious gaps in the information that is held in the Archives. Certain issues, such as the origin of the regimental blazer or the reason for specifying myrtle green as a regimental colour in the period following the First World War, for example, remain unclear. There are few source documents dealing with the Regiment during the Korean War or rotations to Germany, Cyprus and Egypt. Equally, little seems to be available on the subjects of the reorganization of the Regiment in

the 1970s, the Rendezvous series of exercises, or some of the more recent United Nations and NATO missions. Individual stories of the same are at risk of remaining untold. All official regimental records need to be archived properly, a difficult task in our “semi-digital” age, and individual memoirs, poems/songs and photos for any period would also be most useful.

For many personal reasons, researching, writing and editing this edition of the Regimental Manual was a most enjoyable and educational experience, although, at times my family may have disagreed. I thank them for their love and patience. I hope you enjoy the Second Edition and that some detail, footnote, hyperlink or thread of an idea takes you down a new avenue. There are many unanswered questions about our history and numerous projects that could be taken on by anyone so inclined or interested. While perceptions may differ, what remains constant is the concept of doing the right thing for the good of the Regiment. On reading this manual, I hope the uninitiated soon appreciate that the Regiment is a great deal more than the 500 or so people on regimental strength.

The Regimental Society will be responsible for keeping the Regimental Manual up to date and for publishing amendments as approved by the Board of Directors. Comments on the Regimental Manual should be sent to the Regimental Society Secretary, c/o Regimental Second in Command, Lord Strathcona’s Horse (Royal Canadians), Steele Barracks, P.O. Box 10500 Station Forces, Edmonton, Alberta, T5J 4J5. Other contact information can be found at the Regimental Society website at www.strathconas.ca.

Perseverance,



V.J. Fagnan
Major
June 2004

TABLE OF CONTENTS

TABLE OF FIGURES	VIII
LIST OF TABLES.....	X
CHAPTER 1 - HISTORY OF THE REGIMENT	1-1
<i>ARTICLE 1100 - The Birth of the Regiment</i>	<i>1-1</i>
<i>ARTICLE 1101 - Post South Africa</i>	<i>1-2</i>
<i>ARTICLE 1102 - The First World War.....</i>	<i>1-3</i>
<i>ARTICLE 1103 - Between the Wars.....</i>	<i>1-5</i>
<i>ARTICLE 1104 - The Second World War</i>	<i>1-6</i>
<i>ARTICLE 1105 - The Cold War Period.....</i>	<i>1-8</i>
<i>ARTICLE 1106 - United Nations Deployments</i>	<i>1-9</i>
<i>ARTICLE 1107 - Post Cold War Operations.....</i>	<i>1-10</i>
CHAPTER 2 - GENERAL CUSTOMS AND TRADITIONS	2-1
SECTION 1 - REGIMENTAL DESIGNATION.....	2-1
<i>ARTICLE 2100 - General</i>	<i>2-1</i>
<i>ARTICLE 2101 - Title and Abbreviation</i>	<i>2-1</i>
<i>ARTICLE 2102 - Strathcona's and Strathconas</i>	<i>2-1</i>
<i>ARTICLE 2103 - Squadron Designations.....</i>	<i>2-1</i>
<i>ARTICLE 2104 - Troop Designations.....</i>	<i>2-2</i>
SECTION 2 - SENIOR APPOINTMENTS	2-2
<i>ARTICLE 2200 - General</i>	<i>2-2</i>
<i>ARTICLE 2201 - Colonels-in-Chief.....</i>	<i>2-3</i>
<i>ARTICLE 2202 - Honorary Colonels.....</i>	<i>2-3</i>
<i>ARTICLE 2203 - Colonels of the Regiment</i>	<i>2-4</i>
SECTION 3 - REGIMENTAL OBSERVANCES	2-5
<i>ARTICLE 2300 - General</i>	<i>2-5</i>
<i>ARTICLE 2301 - Regimental Birthday</i>	<i>2-5</i>
<i>ARTICLE 2302 - Moreuil Wood</i>	<i>2-6</i>
<i>ARTICLE 2303 - Strathcona Day</i>	<i>2-7</i>
<i>ARTICLE 2304 - Junior Ranks' Christmas Dinner</i>	<i>2-7</i>
<i>ARTICLE 2305 - At Homes.....</i>	<i>2-8</i>
<i>ARTICLE 2306 - Reunions.....</i>	<i>2-8</i>
SECTION 4 - REGIMENTAL AFFILIATIONS	2-8
<i>ARTICLE 2400 - Allied Regiment.....</i>	<i>2-8</i>
<i>ARTICLE 2401 - The Royal Westminster Regiment (The Westies).....</i>	<i>2-10</i>
<i>ARTICLE 2402 - Unofficial Affiliations.....</i>	<i>2-11</i>
CHAPTER 3 - REGIMENTAL FAMILY.....	3-1
SECTION 1 - BACKGROUND.....	3-1
SECTION 2 - REGIMENTAL SOCIETY	3-1
<i>ARTICLE 3201 - Society Objectives</i>	<i>3-1</i>
<i>ARTICLE 3202 - Officers of the Society</i>	<i>3-1</i>
<i>ARTICLE 3203 - Society Membership.....</i>	<i>3-2</i>
<i>ARTICLE 3204 - Society Funding</i>	<i>3-3</i>
<i>ARTICLE 3205 - Society By-Laws.....</i>	<i>3-3</i>
SECTION 3 - REGIMENTAL ASSOCIATION	3-3
<i>ARTICLE 3300 - Association Composition.....</i>	<i>3-3</i>
<i>ARTICLE 3301 - Association Objectives</i>	<i>3-3</i>
<i>ARTICLE 3302 - Association Branches.....</i>	<i>3-4</i>
SECTION 4 - REGIMENTAL MUSEUM	3-4
<i>ARTICLE 3400 - Museum Background</i>	<i>3-4</i>

ARTICLE 3401 - Museum Authority.....	3-5
ARTICLE 3402 - Museum Purpose.....	3-5
ARTICLE 3403 - Museum Governance	3-5
SECTION 5 - STRATHCONA MOUNTED TROOP	3-5
ARTICLE 3500 - General	3-5
ARTICLE 3501 - Mounted Troop Description.....	3-6
ARTICLE 3502 - Mounted Troop Drill.....	3-7
ARTICLE 3503 - Mounted Troop Authority.....	3-7
ARTICLE 3504 - Ceremonial Mounted Troop Foundation	3-8
SECTION 6 - REGIMENTAL BAND.....	3-8
ARTICLE 3600 - History of Regimental Bands	3-8
ARTICLE 3601 - Band Purpose.....	3-9
ARTICLE 3602 - Band Description	3-9
ARTICLE 3603 - Band Authority.....	3-10
ARTICLE 3604 - Band Funding	3-10
SECTION 7 - HISTORICAL VEHICLE TROOP	3-10
ARTICLE 3700 - Historical Vehicle Troop Background	3-10
ARTICLE 3701 - Historical Vehicle Troop Purpose	3-11
ARTICLE 3702 - Historical Vehicle Troop Authority.....	3-11
ARTICLE 3703 - Historical Vehicle Troop Funding	3-11
SECTION 8 - AFFILIATED ROYAL CANADIAN ARMY CADET CORPS	3-11
ARTICLE 3800 - General	3-11
ARTICLE 3801 - Affiliated Cadet Corps	3-12
SECTION 9 - REGIMENTAL HISTORICAL RECORDS	3-13
ARTICLE 3900 - General	3-13
ARTICLE 3901 - The Strathconian.....	3-13
ARTICLE 3902 - The Newsletter	3-13
CHAPTER 4 - HONOURS, AWARDS AND MEMORIALS.....	4-1
SECTION 1 - GENERAL	4-1
SECTION 2 - BATTLE HONOURS	4-1
ARTICLE 4200 - General	4-1
ARTICLE 4201 - Regimental Battle Honours.....	4-2
SECTION 3 - MEMORIALS.....	4-2
ARTICLE 4300 - General	4-2
ARTICLE 4301 - The Memorial Gong.....	4-3
ARTICLE 4302 - Roll of Honour	4-3
SECTION 4 - FREEDOM OF THE CITY.....	4-4
ARTICLE 4400 - General	4-4
ARTICLE 4401 - Calgary, Alberta	4-4
ARTICLE 4402 - Iserlohn, Germany	4-6
ARTICLE 4403 - Cranbrook, British Columbia	4-6
ARTICLE 4404 - Edmonton, Alberta	4-6
ARTICLE 4405 - Winnipeg, Manitoba.....	4-7
ARTICLE 4406 - Nunspeet, The Netherlands	4-7
ARTICLE 4407 - Fort Saskatchewan, Alberta.....	4-7
SECTION 5 - COMMENDATIONS AND RECOGNITIONS	4-8
ARTICLE 4500 - General	4-8
ARTICLE 4501 - The Colonel-in-Chief's Commendation	4-8
ARTICLE 4502 - Patrons and friends of the Regiment.....	4-9
ARTICLE 4503 - Commanding Officer's Coin	4-9
SECTION 6 - AWARDS AND TROPHIES	4-10
SECTION 7 - GIFTS AND PRESENTATIONS	4-10
ARTICLE 4700 - General	4-10
ARTICLE 4701 - Ceremonial Officer Statuette	4-11
ARTICLE 4702 - Miniature Memorial Gong.....	4-11

ARTICLE 4703 - Regimental Shabrack	4-11
ARTICLE 4704 - Retirement Certificate of Service	4-12
ARTICLE 4705 - Regimental Branding Iron	4-12
ARTICLE 4706 - Regimental Plaque	4-12
CHAPTER 5 - THE REGIMENTAL GUIDON AND COLOURS.....	5-1
SECTION 1 - GENERAL	5-1
SECTION 2 - THE REGIMENTAL GUIDON	5-2
ARTICLE 5200 - The Regimental Guidon	5-2
ARTICLE 5201 - Guidon Presentations.....	5-3
ARTICLE 5202 - Guidon Belt.....	5-4
ARTICLE 5203 - Safekeeping the Guidon	5-4
SECTION 3 - PARADING THE GUIDON.....	5-5
ARTICLE 5300 - Occasions for Parading the Guidon	5-5
ARTICLE 5301 - Carrying the Guidon.....	5-5
ARTICLE 5302 - The Guidon Party.....	5-6
ARTICLE 5303 - Gathering and Returning the Guidon	5-6
ARTICLE 5304 - Hosting the Guidon Party	5-6
SECTION 4 - THE KING'S COLOUR	5-6
ARTICLE 5400 - General	5-6
ARTICLE 5401 - Presentation of the King's Colour	5-6
ARTICLE 5402 - Description of the King's Colour.....	5-7
ARTICLE 5403 - Safekeeping the King's Colour	5-7
SECTION 5 - OTHER FLAGS AND BANNERS.....	5-7
ARTICLE 5500 - General	5-7
ARTICLE 5501 - The Sudbury Flag.....	5-8
ARTICLE 5502 - Presentations by Other Civic Groups	5-8
ARTICLE 5503 - Silk Guidons.....	5-8
ARTICLE 5504 - The Royal Canadian Mounted Rifles Banner.....	5-9
CHAPTER 6 - REGIMENTAL BADGES AND DEVICES	6-1
SECTION 1 - THE REGIMENTAL BADGE	6-1
ARTICLE 6100 - General	6-1
ARTICLE 6101 - Description.....	6-1
ARTICLE 6102 - Duplication	6-2
ARTICLE 6103 - The Strathcona Brooch	6-2
SECTION 2 - THE REGIMENTAL LOGO	6-3
ARTICLE 6200 - General	6-3
ARTICLE 6201 - Description.....	6-4
ARTICLE 6202 - Duplication	6-4
SECTION 3 - REGIMENTAL FACINGS AND COLOURS.....	6-4
ARTICLE 6300 - General	6-4
ARTICLE 6301 - Regimental Colours	6-5
ARTICLE 6302 - Squadron Colours	6-5
SECTION 4 - FLAGS	6-5
ARTICLE 6400 - General	6-5
ARTICLE 6401 - The Camp Flag	6-6
ARTICLE 6402 - Squadron Flags.....	6-6
ARTICLE 6403 - Affiliated Royal Canadian Army Cadet Corps Flags.....	6-7
SECTION 5 - PENNANTS	6-7
ARTICLE 6500 - General	6-7
ARTICLE 6501 - Overseas Pennants.....	6-7
ARTICLE 6502 - Commanding Officer's Pennant.....	6-9
ARTICLE 6503 - Colonel of the Regiment's Pennant.....	6-9
ARTICLE 6504 - Squadron Commanders' Pennants.....	6-10
ARTICLE 6505 - Lance Pennants.....	6-10

<i>ARTICLE 6506 - Vehicle Pennants</i>	6-10
SECTION 6 - VEHICLE NAMES.....	6-11
CHAPTER 7 - REGIMENTAL MUSIC	7-1
<i>ARTICLE 7100 - General</i>	7-1
<i>ARTICLE 7101 - Regimental Call</i>	7-1
<i>ARTICLE 7102 - Regimental March</i>	7-1
<i>ARTICLE 7103 - Regimental Songs</i>	7-2
CHAPTER 8 - DRILL AND CEREMONIAL	8-1
SECTION 1 - INTRODUCTION.....	8-1
SECTION 2 - PARADES	8-1
<i>ARTICLE 8200 - Promenading</i>	8-1
<i>ARTICLE 8201 - Falling Out The Officers</i>	8-1
<i>ARTICLE 8202 - Addressing Sub-Units</i>	8-1
SECTION 3 - DRILL.....	8-2
<i>ARTICLE 8300 - Guidon Drill</i>	8-2
<i>ARTICLE 8301 - Sword Drill</i>	8-2
<i>ARTICLE 8302 - Lance Drill</i>	8-2
<i>ARTICLE 8303 - Drill with Crop, Cane or Pace Stick</i>	8-2
CHAPTER 9 - REGIMENTAL DRESS INSTRUCTIONS	9-1
SECTION 1 - INTRODUCTION.....	9-1
<i>ARTICLE 9100 - Regimental Orders of Dress</i>	9-1
<i>ARTICLE 9101 - General Dress Regulations</i>	9-1
<i>ARTICLE 9102 - Regimental Dress Committee</i>	9-1
<i>ARTICLE 9103 - Funding</i>	9-1
SECTION 2 - REGIMENTAL DEVICES	9-1
<i>ARTICLE 9200 - Regimental Cap Badge</i>	9-1
<i>ARTICLE 9201 - Regimental Collar Badges</i>	9-2
<i>ARTICLE 9202 - Metal Shoulder Title</i>	9-2
<i>ARTICLE 9203 - Cloth Shoulder Title</i>	9-3
<i>ARTICLE 9204 - Cloth Combat Shoulder Title</i>	9-3
<i>ARTICLE 9205 - Regimental Buttons</i>	9-3
<i>ARTICLE 9206 - Badges of Rank</i>	9-4
<i>ARTICLE 9207 - Trouser Belt and Buckle</i>	9-5
<i>ARTICLE 9208 - Black Gloves</i>	9-5
<i>ARTICLE 9209 - Regimental Tie</i>	9-5
<i>ARTICLE 9210 - Regimental Ascot</i>	9-5
<i>ARTICLE 9211 - Regimental Cummerbund</i>	9-5
SECTION 3 - REGIMENTAL ACCOUTREMENTS	9-6
<i>ARTICLE 9300 - Black Web Belt and Pistol Holster</i>	9-6
<i>ARTICLE 9301 - Swords, Scabbards, Slings and Belts</i>	9-6
<i>ARTICLE 9302 - Lances</i>	9-7
<i>ARTICLE 9303 - Pace Sticks</i>	9-7
<i>ARTICLE 9304 - Drill Canes</i>	9-8
<i>ARTICLE 9305 - Orderly Officer's Lanyard</i>	9-8
SECTION 4 - CEREMONIAL DRESS	9-8
<i>ARTICLE 9400 - General</i>	9-8
<i>ARTICLE 9401 - Tunic and Overalls</i>	9-8
<i>ARTICLE 9402 - Helmet and Plume</i>	9-9
<i>ARTICLE 9403 - Sword</i>	9-10
<i>ARTICLE 9404 - Belts and Slings for Full Dress</i>	9-10
<i>ARTICLE 9405 - Gauntlets</i>	9-11
<i>ARTICLE 9406 - Boots and Spurs</i>	9-11
<i>ARTICLE 9407 - Ceremonial Badges of Rank</i>	9-11

SECTION 5 - OTHER ORDERS OF DRESS	9-12
<i>ARTICLE 9500 - General</i>	9-12
<i>ARTICLE 9501 - Canadian Forces Service Dress</i>	9-12
<i>ARTICLE 9502 - Mess Dress</i>	9-12
<i>ARTICLE 9503 - Regimental Blazer</i>	9-13
<i>ARTICLE 9504 - Regimental Coveralls</i>	9-14
SECTION 6 - FORMER ORDERS OF DRESS AND ACCOUTREMENTS.....	9-14
<i>ARTICLE 9600 - General</i>	9-14
<i>ARTICLE 9601 - Undress/Patrols</i>	9-14
<i>ARTICLE 9602 - Regimental Lanyard</i>	9-15
<i>ARTICLE 9603 - Officers' Riding Crop</i>	9-16
<i>ARTICLE 9604 - Sam Browne Belt</i>	9-16
<i>ARTICLE 9605 - Shoulder Belt</i>	9-17
<i>ARTICLE 9606 - Stable Belt</i>	9-18
<i>ARTICLE 9607 - Collar Badge on Badges of Rank</i>	9-18
CHAPTER 10 - MESSES.....	10-1
SECTION 1 - GENERAL	10-1
<i>ARTICLE 10100 - Introduction</i>	10-1
<i>ARTICLE 10101 - Conduct</i>	10-2
<i>ARTICLE 10102 - Medals</i>	10-2
<i>ARTICLE 10103 - Use of Mess During Working Hours</i>	10-2
SECTION 2 - MESS FUNCTIONS	10-2
<i>ARTICLE 10200 - Mess Dinners</i>	10-2
<i>ARTICLE 10201 - Regimental Dining-in</i>	10-4
<i>ARTICLE 10202 - Mixed Mess Dinners</i>	10-4
<i>ARTICLE 10203 - Visits to other Messes</i>	10-5
<i>ARTICLE 10204 - Displaying the Guidon</i>	10-5
SECTION 3 - MESS PROPERTY	10-5
<i>ARTICLE 10300 - Treatment of Mess Property</i>	10-5
<i>ARTICLE 10301 - Chairs</i>	10-5
ANNEX A - LINEAGE OF THE REGIMENT	A-1
ANNEX B - LIST OF APPOINTMENTS	B-1
<i>ARTICLE B100 - Past Commanding Officers</i>	B-1
<i>ARTICLE B101 - Past Regimental Sergeants Major</i>	B-2
ANNEX C - BIOGRAPHIES.....	C-1
SECTION 1 - LORD STRATHCONA AND MOUNT ROYAL	C-1
SECTION 2 - MAJOR-GENERAL SIR SAMUEL BENFIELD STEELE, KCMG, CB, MVO	C-6
SECTION 3 - BIOGRAPHY OF CURRENT COLONEL OF THE REGIMENT	C-8
ANNEX D - VICTORIA CROSS WINNERS	D-1
<i>ARTICLE D100 - General</i>	D-1
<i>ARTICLE D101 - Sergeant A.H. Richardson, VC</i>	D-1
<i>ARTICLE D102 - Brigadier F.M.W. Harvey, VC, MC, C de G, CD</i>	D-2
<i>ARTICLE D103 - Lieutenant G.M. Flowerdew, VC</i>	D-2
ANNEX E - MEMORIALS.....	E-1
SECTION 1 - GENERAL	E-1
SECTION 2 - MONUMENTS, CAIRNS AND STATUES	E-2
<i>ARTICLE E200 - The Strathcona Monument – Montreal, Quebec</i>	E-2
<i>ARTICLE E201 - South African War Memorial – Calgary, Alberta</i>	E-2
<i>ARTICLE E202 - South African Monument to War Dead – Lydenburg, South Africa</i>	E-3
<i>ARTICLE E203 - Point 204 Gothic Line Canadian Memorial – Tavullia, Italy</i>	E-4

ARTICLE E204 - Nunspeet Memorial Cairn – Nunspeet, the Netherlands	E-4
ARTICLE E205 - The Korean Veterans National Wall of Remembrance – Brampton, Ontario	E-5
ARTICLE E206 - Korean Veterans Cairn – Winnipeg, Manitoba	E-5
ARTICLE E207 - Memorial Cairn – Canadian Forces Base Borden, Ontario	E-6
ARTICLE E208 - Memorial Cairn – Gagetown Training Area, New Brunswick	E-7
ARTICLE E209 - Stone Cairn – Harvey Building, Edmonton, Alberta	E-7
ARTICLE E210 - Strathconas Monolith – Harvey Building, Edmonton, Alberta	E-8
ARTICLE E211 - Lord Strathcona Statue – Alberta Legislature, Edmonton, Alberta	E-8
ARTICLE E212 - Sam Steele Memorial – Orillia, Ontario	E-9
ARTICLE E213 - Rossland Cenotaph – Rossland, British Columbia	E-9
SECTION 3 - VEHICLE MONUMENTS	E-9
ARTICLE E300 - General	E-9
ARTICLE E301 - “STRATHCONA” Tank – Harvey Building, Edmonton, Alberta	E-10
ARTICLE E302 - Centurion Tank – Edmonton, Alberta	E-10
ARTICLE E303 - “ARGYLE” Tank – Oosterbeek, The Netherlands	E-10
ARTICLE E304 - “SPARTAN” Tank – Edmonton, Alberta	E-11
SECTION 4 - OTHER MEMORIALS	E-11
ARTICLE E400 - Brass Plaque – Owen Sound, Ontario	E-11
ARTICLE E401 - Granite Plaque – Red Deer, Alberta	E-11
ARTICLE E402 - Bronze Plaque – Hamilton, Ontario	E-11
ARTICLE E403 - The Officers’ Memorial – Edmonton, Alberta	E-12
ARTICLE E404 - Honour Roll – Edmonton, Alberta	E-13
ARTICLE E405 - Stained-Glass Window – Saint George – Edmonton, Alberta	E-13
ARTICLE E406 - Stained-Glass Window – Commemorating Service in the Heimer Area – Edmonton, Alberta	E-13
ARTICLE E407 - Bronze Plaque – Calgary, Alberta	E-14
ARTICLE E408 - Bronze Plaque – Unknown	E-14
ARTICLE E409 - Memorial Piano – Edmonton, Alberta	E-14
ARTICLE E410 - Awards and Trophies	E-15
ARTICLE E411 - Regimental Headquarters “Memorial” Hallway – Edmonton, Alberta	E-15
SECTION 5 - DEDICATIONS	E-15
ARTICLE E500 - General	E-15
ARTICLE E501 - Harvey Barracks – Calgary, Alberta	E-15
ARTICLE E502 - Sir Archibald Macdonell Athletic Centre – Royal Military College, Kingston, Ontario	E-15
ARTICLE E503 - Harvey Building – Edmonton, Alberta	E-16
ARTICLE E504 - Richardson Building – Edmonton, Alberta	E-16
ARTICLE E505 - Steele Barracks – Edmonton, Alberta	E-16
ARTICLE E506 - Sir Samuel Steele Memorial Building – Orillia, Ontario	E-16
ARTICLE E507 - Mariner Room – Harvey Building, Edmonton, Alberta	E-16
ARTICLE E508 - Steele Room – Edmonton Garrison Officers’ Mess, Edmonton Alberta	E-17
ANNEX F - AWARDS AND TROPHIES	F-1
SECTION 1 - GENERAL	F-1
SECTION 2 - INDIVIDUAL AWARDS AND TROPHIES	F-1
ARTICLE F200 - General	F-1
ARTICLE F201 - The Hessin Memorial Sword	F-1
ARTICLE F202 - The Neatby Pace stick	F-3
ARTICLE F203 - The Milroy Cross belt	F-4
ARTICLE F204 - The Colonel of the Regiment’s Silver Stick	F-5
ARTICLE F205 - Regimental Sergeant Major’s Shield	F-5
ARTICLE F206 - Other Individual Awards and Trophies	F-6
SECTION 3 - GROUP AWARDS AND TROPHIES	F-7
ARTICLE F300 - The Prince of Wales Trophy	F-7
ARTICLE F301 - Other Group Awards and Trophies	F-7
SECTION 4 - SPORTS AWARDS AND TROPHIES	F-8

ANNEX G - REGIMENTAL NEWSLETTER	G-1
<i>ARTICLE G100 - General</i>	<i>G-1</i>
<i>ARTICLE G101 - Terms of reference</i>	<i>G-1</i>
ANNEX H - VEHICLE NAMES	H-1
<i>ARTICLE H100 - General</i>	<i>H-1</i>
<i>ARTICLE H101 - Regimental Headquarters</i>	<i>H-1</i>
<i>ARTICLE H102 - A Squadron.....</i>	<i>H-2</i>
<i>ARTICLE H103 - B Squadron.....</i>	<i>H-6</i>
<i>ARTICLE H104 - C Squadron</i>	<i>H-9</i>
<i>ARTICLE H105 - Reconnaissance Squadron</i>	<i>H-13</i>
<i>ARTICLE H106 - Strathcona Mounted Troop</i>	<i>H-15</i>
ANNEX I - REGIMENTAL MARCHES AND SONGS	I-1
APPENDIX 1 – THE SOLDIERS OF THE QUEEN	I-2
APPENDIX 2 – STRATHCONA’S HORSE: REGIMENTAL SONG	I-7
ANNEX J - GUIDON DRILL.....	J-1
<i>ARTICLE J100 - General.....</i>	<i>J-1</i>
<i>ARTICLE J101 - Uncasing the Guidon.....</i>	<i>J-1</i>
<i>ARTICLE J102 - Guidon Drill.....</i>	<i>J-1</i>
<i>ARTICLE J103 - The Guidon on Parade</i>	<i>J-3</i>
<i>ARTICLE J104 - Casing the Guidon.....</i>	<i>J-3</i>
ANNEX K - SWORD DRILL.....	K-1
<i>ARTICLE K100 - General.....</i>	<i>K-1</i>
<i>ARTICLE K101 - Dismounted Sword Drill.....</i>	<i>K-1</i>
<i>ARTICLE K102 - Mounted Sword Drill.....</i>	<i>K-5</i>
<i>ARTICLE K103 - Sword Drill with Sam Browne Belt</i>	<i>K-7</i>
ANNEX L - LANCE DRILL	L-1
<i>ARTICLE L100 - General.....</i>	<i>L-1</i>
<i>ARTICLE L101 - Dismounted Lance Drill.....</i>	<i>L-1</i>
<i>ARTICLE L102 - Mounted Lance Drill.....</i>	<i>L-2</i>
ANNEX M - DRILL WITH CROP, CANE OR PACE STICK	M-1
<i>ARTICLE M100 - General.....</i>	<i>M-1</i>
<i>ARTICLE M101 - Attention</i>	<i>M-1</i>
<i>ARTICLE M102 - Stand At Ease.....</i>	<i>M-1</i>
<i>ARTICLE M103 - Marching</i>	<i>M-1</i>
<i>ARTICLE M104 - Turning</i>	<i>M-1</i>
<i>ARTICLE M105 - Saluting.....</i>	<i>M-2</i>
<i>ARTICLE M106 - Dismissing</i>	<i>M-3</i>
<i>ARTICLE M107 - The Pace stick.....</i>	<i>M-3</i>
ANNEX N - BIBLIOGRAPHY	N-1
<i>Published Regimental Sources.....</i>	<i>N-1</i>
<i>Other Regimental Sources</i>	<i>N-2</i>
<i>Canadian Forces Publications</i>	<i>N-3</i>
<i>Other References.....</i>	<i>N-4</i>
<i>Videos and Films</i>	<i>N-6</i>
<i>Internet References</i>	<i>N-6</i>

TABLE OF FIGURES

FIGURE 1 – H.M. TRANSPORT MONTEREY, 16 MARCH 1900 (REGIMENTAL MUSEUM ARCHIVES)	1-1
FIGURE 2 – STRATHCONA’S HORSE ON PARADE IN LONDON AFTER THE SOUTH AFRICAN WAR (REGIMENTAL MUSEUM ARCHIVES)	1-2
FIGURE 3 – TROOP CROSSING ON HORSEBACK DURING THE FIRST WORLD WAR (REGIMENTAL MUSEUM ARCHIVES) 1-4	4
FIGURE 4 – “SALE OF HORSES,” CALGARY, ALBERTA, 11 SEPTEMBER 1939 (REGIMENTAL MUSEUM ARCHIVES) ...	1-5
FIGURE 5 – REGIMENT TRAINING ON THE CANADIAN RAM TANK IN ENGLAND IN 1942/43 (REGIMENTAL MUSEUM ARCHIVES).....	1-6
FIGURE 6 – REGIMENTAL TANKS FIGHTING IN HOLLAND (REGIMENTAL MUSEUM ARCHIVES).....	1-7
FIGURE 7 – CANADIAN ARMY TROPHY WINNERS, 1967 (REGIMENTAL MUSEUM ARCHIVES).....	1-8
FIGURE 8 – RECONNAISSANCE SQUADRON FERRETS ON PATROL IN CYPRUS, 1964/65 (REGIMENTAL MUSEUM ARCHIVES).....	1-9
FIGURE 9 – HARVEY BARRACKS, 1996 (REGIMENTAL MUSEUM ARCHIVES).....	1-10
FIGURE 10 – HIS ROYAL HIGHNESS THE PRINCE OF WALES, COLONEL-IN-CHIEF (2000).....	2-3
FIGURE 11 – REGIMENTAL BADGE OF THE QUEEN’S ROYAL LANCERS	2-8
FIGURE 12 – REGIMENTAL BADGE OF THE WESTMINSTER REGIMENT.....	2-10
FIGURE 13 – MUSEUM OF THE REGIMENTS, CALGARY, ALBERTA	3-4
FIGURE 14 – B SQUADRON MUSICAL RIDE CIRCA 1925 (REGIMENTAL MUSEUM ARCHIVES)	3-6
FIGURE 15 – CEREMONIAL MOUNTED TROOP LEADER IN 1987 (REGIMENTAL MUSEUM ARCHIVES).....	3-7
FIGURE 16 – MOUNTED TROOP EARLY 1970s (REGIMENTAL MUSEUM ARCHIVES)	3-8
FIGURE 17 – REGIMENTAL BAND, LATE 1960s (REGIMENTAL MUSEUM ARCHIVES)	3-9
FIGURE 18 – THE PIPES AND DRUMS BAND, 1998.....	3-10
FIGURE 19 – COVER OF <u>THE STRATHCONIAN</u> NUMBER 1, NOVEMBER 1914	3-14
FIGURE 20 – PRESENTATION OF THE SECOND GUIDON 1968, ISERLOHN, WEST GERMANY (REGIMENTAL MUSEUM ARCHIVES).....	4-1
FIGURE 21 – THE MEMORIAL GONG ON PARADE	4-3
FIGURE 22 – REPLICA OF THE MEMORIAL GONG	4-3
FIGURE 23 – FREEDOM OF THE CITY PARADE, CALGARY, MAY 1996 (REGIMENTAL MUSEUM ARCHIVES)	4-5
FIGURE 24 – THE COMMANDING OFFICER’S COIN	4-10
FIGURE 25 – CEREMONIAL OFFICER STATUETTE	4-11
FIGURE 26 – REGIMENTAL SHABRACK.....	4-11
FIGURE 27 – EMBROIDERED REGIMENTAL BADGE ON BANNER	4-11
FIGURE 28 – REGIMENTAL BRANDING IRON	4-12
FIGURE 29 – REGIMENTAL PLAQUE	4-12
FIGURE 30 – GUIDON PARTY IN 1938 (WO2s A.G. JACOBS, H.A. PAYNE AND W. ATKINSON) (CARRYING THE 1932 GUIDON) (REGIMENTAL MUSEUM ARCHIVES).....	5-1
FIGURE 31 – THE REGIMENTAL GUIDON.....	5-2
FIGURE 32 – GUIDON PRESENTATION PARADE, 17 SEPTEMBER 1932, MEWATA ARMOURIES, CALGARY, ALBERTA (REGIMENTAL MUSEUM ARCHIVES).....	5-4
FIGURE 33 – GUIDON BELT	5-4
FIGURE 34 – THE STRATHCONA GUIDON PARTY (1996)	5-5
FIGURE 35 – THE KING’S COLOURS (REPLICA).....	5-7
FIGURE 36 – THE SUDBURY FLAG (REPLICA).....	5-8
FIGURE 37 – OFFICERS OF STRATHCONA’S HORSE PRIOR TO SOUTH AFRICA, OTTAWA, 1900 (REGIMENTAL MUSEUM ARCHIVES).....	5-9
FIGURE 38 – THE ROYAL CANADIAN MOUNTED RIFLES BANNER (REGIMENTAL MUSEUM ARCHIVES)	5-10
FIGURE 39 – THE REGIMENTAL BADGE	6-1
FIGURE 40 – REGIMENTAL BADGE OF STRATHCONA’S HORSE (1900 – 1901).....	6-2
FIGURE 41 – THE STRATHCONA BROOCH.....	6-3
FIGURE 42 – THE REGIMENTAL LOGO.....	6-3
FIGURE 43 – THE CAMP FLAG (WITH COMMANDING OFFICER’S PENNANT).....	6-6
FIGURE 44 – OVERSEAS PENNANTS (REGIMENTAL HEADQUARTERS CONFERENCE ROOM)	6-8
FIGURE 45 – COLONEL OF THE REGIMENT’S PENNANT	6-9
FIGURE 46 – LANCE AND PENNANT.....	6-10

FIGURE 47 – VEHICLE PENNANTS	6-11
FIGURE 48 – THE REGIMENTAL CALL	7-1
FIGURE 49 – <u>MEMORIES CHARMS</u> (1 ST B FLAT HORN) (REGIMENTAL MUSEUM ARCHIVES).....	7-2
FIGURE 50 – REGIMENTAL CAP BADGE AND COLLAR BADGES FOR NON-COMMISSIONED MEMBERS.....	9-2
FIGURE 51 – REGIMENTAL CAP BADGE AND COLLAR BADGES FOR OFFICERS.....	9-2
FIGURE 52 – METAL SHOULDER TITLE	9-2
FIGURE 53 – OFFICER’S CLOTH SHOULDER TITLE	9-3
FIGURE 54 – NON-COMMISSIONED MEMBER’S COMBAT SHOULDER TITLE.....	9-3
FIGURE 55 – REGIMENTAL BUTTONS (LEFT TO RIGHT: 30-LIGNE, 26-LIGNE AND 22-LIGNE NUMBER 2)	9-4
FIGURE 56 – TROUSER BELT AND BUCKLE (NON-COMMISSIONED MEMBERS).....	9-5
FIGURE 57 – REGIMENTAL TIE	9-5
FIGURE 58 – BUCKLE FOR BLACK WEB BELT	9-6
FIGURE 59 – FULL DRESS HELMET	9-9
FIGURE 60 – OFFICER’S FULL DRESS WAIST BELT WITH SWORD SLINGS (TOP) AND SHOULDER BELT (BOTTOM)...	9-10
FIGURE 61 – GOLD-BULLION EMBROIDERED REGIMENTAL BADGE	9-13
FIGURE 62 – REGIMENTAL BLAZER	9-13
FIGURE 63 – OFFICERS’ RIDING CROP	9-16
FIGURE 64 – REGIMENTAL STABLE BELT.....	9-18
FIGURE 65 – COMMANDING OFFICER’S TABLE, OFFICERS’ MESS (CALGARY 1991)	10-1
FIGURE 66 – THE LAST SPIKE (CRAIGELLACHIE, 7 NOVEMBER 1885).....	C-1
FIGURE 67 – DONALD A. SMITH	C-3
FIGURE 68 – LORD STRATHCONA INSPECTING HIS REGIMENT IN SEPTEMBER 1909.....	C-5
FIGURE 69 – LIEUTENANT-COLONEL SAM STEELE (1900).....	C-7
FIGURE 70 – COLONEL EGENER	C-9
FIGURE 71 – VICTORIA CROSS	D-1
FIGURE 72 – REGIMENTAL VC WINNERS (LEFT TO RIGHT: SERGEANT A.H. RICHARDSON, VC; BRIGADIER F.M.W. HARVEY, VC, MC, C DE G, CD; AND LIEUTENANT G.M. FLOWERDEW, VC).....	D-1
FIGURE 73 – GRAVE STONE OF UNKNOWN STRATHCONA, CHAUNY COMMUNAL CEMETERY, FRANCE	E-1
FIGURE 74 – NAMES ON THE SOUTH AFRICAN MONUMENT TO WAR DEAD	E-3
FIGURE 75 – THE SOUTH AFRICAN MONUMENT TO WAR DEAD	E-3
FIGURE 76 – LIEUTENANT-GENERAL W.A. MILROY, DSO, CD (RETIRED) AT THE NUNSPEET MEMORIAL ON 19 APRIL 2000.....	E-4
FIGURE 77 – MEMORIAL CAIRN, GAGETOWN	E-7
FIGURE 78 – HARVEY BUILDING STONE CAIRN	E-7
FIGURE 79 – STRATHCONAS MONOLITH AND BRONZE PLAQUE.....	E-8
FIGURE 80 – “STRATHCONA” WITH STRATHCONAS MONOLITH	E-10
FIGURE 81 – THE OFFICERS’ MEMORIAL	E-12
FIGURE 82 – THE HESSIN MEMORIAL SWORD.....	F-1
FIGURE 83 – THE NEATBY PACE STICK BEING PRESENTED TO WARRANT OFFICER M. SIMMONS, CD.....	F-3
FIGURE 84 – THE MILROY CROSS BELT CHANGING FROM SERGEANTS H.J. MADDEN, CD TO K.J. HEPBURN, CD IN 1998.....	F-4
FIGURE 85 – THE COLONEL OF THE REGIMENT’S SILVER STICK	F-5
FIGURE 86 – THE PRINCE OF WALES TROPHY	F-7
FIGURE 87 – “CATHERINE” AT THE INJIM RIVER IN KOREA (REGIMENTAL MUSEUM ARCHIVES).....	H-1
FIGURE 88 – “ABDUL” (AND OTHERS) ON ROADSIDE IN ITALY (REGIMENTAL MUSEUM ARCHIVES).....	H-3
FIGURE 89 – THE LORD STRATHCONA’S HORSE (ROYAL CANADIANS) BATTLE GROUP, WAINWRIGHT, MAY 1999	H-6
FIGURE 90 – “CUDDLES” IN KOREA – AFFILIATION UNKNOWN (REGIMENTAL MUSEUM ARCHIVES).....	H-10
FIGURE 91 – STRATHCONA MOUNTED TROOP LEADER 1995 (REGIMENTAL MUSEUM ARCHIVES)	H-15
FIGURE 92 – UNCASING THE GUIDON	J-1
FIGURE 93 – GUIDON PARTY ON PARADE – HARVEY BARRACKS, 1996	J-2
FIGURE 94 – LORD STRATHCONA’S HORSE (ROYAL CANADIANS) ROYAL ESCORT TO THEIR MAJESTIES KING GEORGE V AND QUEEN ELISABETH, WINNIPEG, 24 MAY 1939 (REGIMENTAL MUSEUM ARCHIVES)	K-1
FIGURE 95 – FIELD BUGLE CALL – SLOPE SWORDS OR SLING LANCES.....	K-6
FIGURE 96 – FIELD BUGLE CALL – CARRY SWORDS OR LANCES	L-1
FIGURE 97 – STRATHCONA MOUNTED TROOP AT SPRUCE MEADOWS (REGIMENTAL MUSEUM ARCHIVES)	L-2

LIST OF TABLES

TABLE 1 – LIST OF EXCHANGE OFFICERS WHO SERVED WITH/ CAME FROM THE LANCERS	2-9
TABLE 2 – COLONEL-IN-CHIEF’S COMMENDATION RECIPIENTS	4-8
TABLE 3 – PATRONS OF THE REGIMENT	4-9
TABLE 4 – DEPLOYMENTS MARKED WITH OVERSEAS PENNANTS.....	6-8
TABLE 5 – DESCRIPTION AND USE OF REGIMENTAL BUTTONS	9-4
TABLE 6 – MESS DINNER TOASTS	10-3
TABLE 7 – PAST COMMANDING OFFICERS	B-1
TABLE 8 – PAST REGIMENTAL SERGEANTS MAJOR	B-2
TABLE 9 – THE NAMES ENGRAVED ON THE OFFICERS’ MEMORIAL	E-12
TABLE 10 – OFFICERS WHO DIED DURING THE SECOND WORLD WAR WHILE SERVING AS STRATHCONAS.....	E-13
TABLE 11 – HESSIN SWORD WINNERS	F-2
TABLE 12 – NEATBY PACE STICK WINNERS	F-3
TABLE 13 – MILROY CROSS BELT WINNERS.....	F-4
TABLE 14 – THE COLONEL OF THE REGIMENT’S SILVER STICK WINNERS	F-5
TABLE 15 – RSM’S SHIELD.....	F-5
TABLE 16 – OTHER INDIVIDUAL AWARDS AND TROPHIES	F-6
TABLE 17 – OTHER GROUP AWARDS AND TROPHIES	F-8
TABLE 18 – SPORTS AWARDS AND TROPHIES	F-9
TABLE 19 – COMMON NAMES OF STRATHCONA MOUNTED TROOP MOUNTS	H-16

CHAPTER 1 - HISTORY OF THE REGIMENTARTICLE 1100 - THE BIRTH OF THE REGIMENT

1. Alarmed by the frequency and the ease with which British foot soldiers were being defeated by mounted Boers in South Africa, Sir Donald A. Smith (Lord Strathcona and Mount Royal) offered, in 1899, to raise and equip a mounted regiment of Western Canadians to fight in the campaign. Lord Strathcona, then the Canadian High Commissioner in London, believed that these ranchers, cowboys, prospectors, former members of the North West Mounted Police, and the like, who were born and bred to the saddle, able to shoot and live off the land would be a match for the Boers. His offer to form such a unit was eagerly accepted. Uniquely, the Regiment was raised as a unit of the Imperial Army and not of the Dominion of Canada, as was the case with all the other units of the Canadian contingents.

2. The responsibility of forming the Regiment was given to Superintendent Samuel B. Steele of the North West Mounted Police. On 26 January 1900 Lord Strathcona approved Steele's, now a Lieutenant Colonel and the Regiment's first Commanding Officer, suggestion that the Regiment be named "Strathcona's Horse." On 1 February 1900, the unit was formally authorized under Militia Order Number 26/00.¹ By 25 February, Lieutenant-Colonel Steele had completed the organization and on 16 March, 28 Officers and 512 other ranks with 599 horses of Strathcona's Horse sailed from Halifax on the Elder Dempster Liner, H.M. Transport, "Monterey" bound for South Africa.

3. The Regiment arrived in Cape Town on 10 April 1900 after a voyage that was marked by the death of 161 horses. Lieutenant-Colonel Steele immediately began training the Regiment in the climate and terrain of South Africa. A month later, orders were received for Strathcona's Horse to proceed to the east coast of South Africa by sea and then inland to blow up a bridge and cut Boer communications to the sea. On 2 June the British discovered that the Boers had learned of the plans and the Regiment was withdrawn to Durban.



Figure 1 – H.M. Transport Monterey, 16 March 1900
(Regimental Museum Archives)

4. Strathcona's Horse joined the 3rd Mounted Brigade in Natal on 20 June 1900 and took part in General Buller's pursuit of the Boers into the Transvaal. Employed as scouts for the advancing army, the Regiment was often the first to make contact with the enemy and therefore suffered numerous casualties.

5. The spirit of Strathcona's Horse in South Africa can best be illustrated by recounting the episode in which Sergeant A.H. Richardson earned the first Victoria Cross awarded to a member of a Canadian unit. On 5 July 1900, at Wolver Spruit, a party of Strathcona's Horse was ambushed by a group of Boers. Corporal A. McArthur was wounded and fell from his horse. Sergeant Richardson, seeing that the man was in danger of being taken prisoner, retrieved him, threw him across his saddle, and rode off under a

¹ Militia Order 26/1900, 1 February 1900: The order was issued for the formation of a mounted corps for special service in South Africa. The authorized strength was 42 officers, 504 non-commissioned officers and men, and 548 horses.

hail of Boer fire. Several bullets pierced his clothing. His horse was so exhausted that it died soon after Richardson reached friendly lines.

6. Buller's force was broken up in early October 1900, and the Regiment was transferred to the 6th Mounted Brigade, then operating in the southern Transvaal. Strathcona's Horse saw action along the Vaal River and south into the Orange Free State before leaving the front lines on 15 January 1901.



Figure 2 – Strathcona's Horse on Parade in London after the South African War (Regimental Museum Archives)

7. Strathcona's Horse embarked at Cape Town on 20 January 1901 and on 14 February arrived in London where, for the first time, they met their patron Lord Strathcona. They were accorded a Royal welcome and His Majesty King Edward VII personally presented them their South African War medals. His Majesty also presented the Regiment with a King's Colour. Upon its return to Canada on 9 March 1901, Strathcona's Horse was disbanded in Halifax.

ARTICLE 1101 - POST SOUTH AFRICA

1. Changes in regimental establishments after the South African War in 1901 announced that B Squadron The Royal Canadian Dragoons would move from Winnipeg to Toronto and that a new Permanent Force unit of mounted rifles would be formed in Winnipeg.² Many personnel from B Squadron of the Dragoons stationed in Winnipeg were detached on 1 July 1901 to form A Squadron Canadian Mounted Rifles as a new unit of the Permanent Force in Winnipeg.³ This new unit later became the present-day Regiment.

² General Order 102/1901, August 1901 and Militia Order 110/1901, 14 May 1901.

³ General Order 103/1901, August 1901.

2. Major T.D.B. Evans, CB, DSO, first Commanding Officer of A Squadron Canadian Mounted Rifles, had served in South Africa with The Royal Canadian Dragoons (1st Battalion Canadian Mounted Rifles Special Service Force) as had many of the other officers and men who formed the new unit. Lieutenants B.F. Mackie, DSO and H.D.B. Ketchen and others who were also transferred from B Squadron saw service in South Africa, but with Strathcona's Horse.

3. Under the command of Major Evans, A Squadron Canadian Mounted Rifles carried out the routine duties of a peacetime permanent unit. A detachment was sent to the coronation of His Majesty King Edward VII in 1902, and in 1903 the prefix "Royal" was added to the title and "A Squadron" dropped.⁴ In 1907, Major A.C. Macdonell, DSO assumed command of The Royal Canadian Mounted Rifles.

4. In October 1909 the Canadian Government decided to perpetuate the famous name "Strathcona's Horse" in the Canadian Permanent Active Militia. The Royal Canadian Mounted Rifles were accordingly re-designated Strathcona's Horse (Royal Canadians).⁵ The establishment was soon increased to two squadrons and Colonel Steele, then commanding Military District No. 10 (Winnipeg), again took command of the Regiment in addition to his other duties.

5. The final change in the name of the Regiment came on 1 May 1911 when the prefix "Lord" was added⁶ and that same year Lord Strathcona was appointed Honorary Colonel, a position he held until his death in 1914. In 1912, the Regiment received its first Battle Honour "South Africa 1900-1901"⁷ and Major A.C. Macdonell was promoted to the rank of Lieutenant Colonel to assume command. During its time in Winnipeg, the Regiment was garrisoned at Fort Osborne.

ARTICLE 1102 - THE FIRST WORLD WAR

1. At the outbreak of hostilities in 1914, the Regiment was mobilized and arrived at Valcartier on 19 August, the first unit to arrive at the concentration area for the Canadian Expeditionary Force (CEF). After being brought up to war establishment strength by the addition of some 300 all ranks, the unit embarked at Quebec on 30 September and arrived in England on 16 October. Training commenced immediately on Salisbury Plain, which was turned into a quagmire by the winter rains that continued unabated for three months. There was no shelter for the horses, and the men lived under canvas until billets were provided in January 1915.

2. In March 1915 the Regiment joined the rest of the Canadian Cavalry Brigade, which consisted of The Royal Canadian Dragoons, Lord Strathcona's Horse (Royal Canadians), 2nd King Edward's Horse and The Royal Canadian Horse Artillery. At this time, there was a need for more infantry in France and the cavalry regiments volunteered to go into the trenches, leaving their mounts behind. The Brigade arrived in France on 4 May and the Regiment first came under fire on 22 May when it relieved the 10th Battalion, CEF at Festubert. The Regiment subsequently fought in the action at Givenchy and was then transferred to the line at Messines where it remained in its dismounted role until January 1916.

⁴ General Order 153/1903, 1 October 1903.

⁵ General Order 111/1909, October 1909: "His Majesty has been graciously pleased to approve the alteration of the title The Royal Canadian Mounted Rifles to that of 'Strathcona's Horse (Royal Canadians).'"

⁶ General Order 68/1911, May 1911.

⁷ General Order 230/1912, December 1912.

3. On 16 February 1916, the Canadian Cavalry Brigade was reconstituted as a mounted force, with The Fort Garry Horse replacing 2nd King Edward's Horse. After training throughout the winter and spring, the Regiment was sent to the Somme sector of the front in June. There were, however, few opportunities for large scale mounted operations.

4. The Regiment came out of winter quarters in March 1917 and played a conspicuous part in the pursuit of the retreating enemy on the Somme front. During the fighting at Guyencourt-Saulcourt on 27 March, Lieutenant F.M.W. Harvey won the Victoria Cross for rushing and capturing a machine gun post. He jumped from his saddle, hurdled the triple entanglement of barbed wire, shot the gunner, and jumped onto the gun position.

5. In late November 1917, the Regiment participated as a mounted exploitation force in the Battle of Cambrai, where tanks were used en masse for the first time. When the Germans later counter-attacked, the Regiment was again put into the line as infantry.

6. During the last great German offensive, in March 1918, the Regiment fought both mounted and dismounted in rear guard actions to relieve the hard-pressed infantry. On 30 March the whole brigade attacked the advancing Germans at Moreuil Wood. Lieutenant G.M. Flowerdew, at the head of C Squadron, led a charge against an enemy 300 strong, supported by machine guns. He later died from the wounds he received that day and was posthumously awarded the Victoria Cross. The Battle of Moreuil Wood was a key event of the war, which stopped the German offensive. Moreuil Wood is commemorated annually by Strathconas as a tribute to Fallen Comrades, and as a great symbol of regimental pride.

7. Heavy action began again for the Regiment during the first week of August at the Battle of Amiens, where the co-ordinated efforts of cavalry and tanks were used to good effect. The next important action came in October 1918, when the whole brigade was in pursuit of the retreating Germans near Le Cateau east of Cambrai; this was to be the last action prior to Armistice on 11 November 1918.

8. During their service in the First World War in France, Lord Strathcona's Horse (Royal Canadians) suffered numerous casualties. All told, 20 officers and 172 other ranks were killed, while 2 officers and 24 other ranks died of illness. The wounded numbered 53 officers and 504 other ranks. Two officers and seven other ranks were reported as prisoners of war. Decorations conferred on members of the Regiment, in addition to the two Victoria Crosses, were one Knight Commander of the most Honourable Order of Bath, four Companions of the Most Distinguished Order of Saint Michael and Saint George, seventeen Military Crosses, one Bar to the Military Cross, twenty-six Distinguished Conduct Medals, two Bars to the Distinguished Conduct Medal, sixty-four Military Medals, three Bars to the



Figure 3 – Troop Crossing on Horseback during the First World War (Regimental Museum Archives)

Military Medal and seven Meritorious Service Medals. Twenty-six members of the Regiment were mentioned in Dispatches and fourteen received foreign decorations.⁸

ARTICLE 1103 - BETWEEN THE WARS

1. When the Regiment returned to Canada in June of 1919, it was demobilized at Winnipeg. On 1 April of that year, however, authority was granted to reorganize Lord Strathcona's Horse (Royal Canadians) as a unit of the Permanent Force.⁹ The establishment was set at a total strength of 247 all ranks: a headquarters and one squadron in Calgary and one squadron in Winnipeg, but this number was never reached. Regimental Headquarters and B Squadron moved into Mewata Armoury in Calgary, where they remained until they moved into Currie Barracks in 1936.¹⁰ A Squadron stayed in Winnipeg at Fort Osborne until 1920 when they moved to Tuxedo Barracks in Winnipeg where they remained until 1941.



Figure 4 – “Sale of Horses,” Calgary, Alberta, 11 September 1939 (Regimental Museum Archives)

2. The task of the Regiment was to maintain a Royal School of Cavalry at each location and to supervise the instruction of all Non-Permanent Active Militia cavalry units in Western Canada. Horses continued to be the mainstay of the Regiment until 1939, although A Squadron was equipped with a few reconnaissance cars in 1936.

⁸ W.B. Fraser, Always a Strathcona, (Calgary: Comprint Publishing Company, 1976), p. 122. The task of determining the recipients and exact number of honours and awards granted to Strathconas is extremely difficult and incomplete. There are several conflicting lists that have been published. The date when those lists were compiled, whether they included Strathconas serving away from the unit and whether they included members of other corps serving in the Regiment may account for some of the differences.

⁹ General Order 27/1919, 1 April 1919. Order-in-Council 29 of 10 January 1919 and 204 of 30 January 1919.

¹⁰ Militia Order 187/1923 formalized the localization of Regimental Headquarters in Calgary effective 1 April 1923. (Militia Order 383/1922 had temporarily transferred Regimental Headquarters from Calgary to Winnipeg effective 10 September 1922).

3. Apart from military duties, the Regiment participated in sports, and the musical ride and jumping and polo teams were very active and well known. On 24 July 1925, the alliance with the 17th /21st Lancers was authorized.¹¹ The Governor General of Canada, the Earl of Bessborough, presented the first Guidon at Calgary on 17 September 1932. Mounted escorts were provided in Calgary and Winnipeg for the Royal Visit of His Majesty King George VI in 1939.

ARTICLE 1104 - THE SECOND WORLD WAR

1. The Regiment was not immediately mobilized at the outbreak of the Second World War in September 1939, but was concentrated in Winnipeg the following January. One squadron was sent to London, Ontario, to become part of the 1st Canadian Cavalry Regiment (Mechanized), along with squadrons of The Royal Canadian Dragoons and the 1st Hussars. On 6 July 1940, orders were received for the mobilization of Lord Strathcona's Horse (Royal Canadians) and The Royal Canadian Dragoons to form a composite unit called the 1st Canadian Motorcycle Regiment. The Regiment had said farewell to its horses as it entered the motorized and mechanized era of the Army.



Figure 5 – Regiment Training on the Canadian Ram Tank in England in 1942/43 (Regimental Museum Archives)

2. Late in 1940 the mobilization orders were changed again; the Regiment became an armoured regiment, and the detached squadron was recalled.¹² Training began in Listowel, Ontario and continued in Camp Borden until orders were received to proceed to England. Now a unit of the 1st Canadian Armoured Brigade, the Regiment sailed from Halifax on 12 November 1941.

3. The Regiment trained in England for two years, receiving its first Canadian-built Ram tanks in March 1942. On 24 April, as a result of a remark made by His Majesty King George VI, while inspecting the Regiment, the time-honoured and traditional “LSH” was replaced by “LdSH.”¹³

4. Lord Strathcona's Horse (Royal Canadians) joined the 5th Canadian Armoured Brigade in England when the 5th Canadian Armoured Division was re-organized. As a unit of the 5th Armoured Brigade, the Regiment landed at Naples, Italy on 1 December 1943. The Regiment was in a defensive line at Ortona by 19 January 1944, and was to get its first taste of battle there before being redeployed in late February.

5. Of the many battles that the Regiment fought in Italy one of the most notable, and the one whose anniversary is celebrated annually by the Regiment, took place on the Melfa River on 24 May 1944. Crossing the river ahead of the main force, Reconnaissance Troop commanded by Lieutenant E.J. Perkins established a bridgehead on the other side. The position was held with nothing heavier than machine guns and hand-held anti-tank weapons against a number of German tank and infantry attacks. Later in the day,

¹¹ Canadian Army Order 265/1925, July 1925 and General Order 106/1925, 1 November 1925.

¹² General Order 88/1941, 5 June 1941. The order was effective 15 November 1940.

¹³ Lieutenant-General A.G.L. McNaughton, G.O.C-in-C. First Canadian Army, Letter to Canadian Military Headquarters, 25 April 1942. Regimental Museum Archives, Calgary.

A Company Westminster Regiment (Motor) commanded by Major J.K. Mahony reinforced the Troop. On the other side of the river, meanwhile, the remainder of the Regiment was engaged in a merciless battle that resulted in the destruction of more than thirty enemy tanks and guns. Lieutenant Perkins was awarded the Distinguished Service Order, as was the Commanding Officer, Lieutenant-Colonel P.G. Griffin, whose battle cry "PUSH ON!" was familiar to every man in the Regiment by the end of the day. Sergeant C.N. Macey and Trooper J.K. Funk of Reconnaissance Troop were awarded the Distinguished Conduct Medal and the Military Medal respectively, while Major Mahony of the Westminsters was awarded the Victoria Cross.¹⁴

6. After the Melfa, the Regiment participated in a number of major battles in Italy, including the breaching of the Gothic Line on 1 September 1944; Misano Ridge on 3 September; Coriano on 12/13 September; the Lamone Crossing on 12 December; and Fosso Munio on 19 December. In the latter battle, the Light Aid Detachment officer, Captain Whittle, demonstrated in full measure the spirit of "Perseverance" when, while under heavy fire, he recovered a bogged tank that was holding up the Regiment's advance. For this action he was awarded the Military Cross and his driver the Military Medal.

7. The Regiment left Italy on 18 February 1945, landing in southern France a few days later to proceed to the front in North West Europe. Arriving in Holland on 2 April, the Regiment participated in operation "Dutch Cleanser" along with the 8th New Brunswick Hussars. During this operation a long dash was made from Arnhem to the Zuider Zee to cut off the remaining Germans in Western Holland. This was to be Lord Strathcona's Horse (Royal Canadians) last major operation of the war.

8. During active service in the Second World War the Regiment lost 12 officers and 95 other ranks killed. The wounded numbered 27 officers and 194 other ranks.¹⁵ Decorations conferred on members of the Regiment included five Distinguished Service Orders, three Military Crosses, two Distinguished Conduct Medals, eight Military Medals, one Member of the Order of the British Empire, one British Empire Medal, ten Mentions in Dispatches, one Bronze Cross and one Bronze Star (United States of America).¹⁶



Figure 6 – Regimental Tanks Fighting in Holland (Regimental Museum Archives)

¹⁴ See pp. 67 - 81 of Lieutenant-Colonel J.M. McAvity, A Record of Achievement, (Toronto: Brigdens Limited, 1947) for an account of the Crossing of the Melfa River.

¹⁵ Lieutenant-Colonel J.M. McAvity, pp. 257 – 259.

¹⁶ Ibid. p. 260. This list was published in A Record of Achievement in 1947 and is not exhaustive. It did not include honours and awards won by Strathconas who were serving away from the Regiment nor account for any awards that may have been granted after the war.

9. In early 1946, the Regiment returned to Canada, settling for a short time in Camp Borden before finding a permanent home at Currie Barracks, Calgary. During the years following the war, the Regiment was given several minor changes to its title when it was formally re-designated: “2nd Armoured Regiment (Lord Strathcona’s Horse (Royal Canadians)) R.C.A.C.” in 1946;¹⁷ “Lord Strathcona’s Horse (Royal Canadians) (2nd Armoured Regiment)” in 1949;¹⁸ and finally back to “Lord Strathcona’s Horse (Royal Canadians)” in 1958.¹⁹

ARTICLE 1105 - THE COLD WAR PERIOD

1. Peacetime routine was again broken by the outbreak of war in 1950, this time in Korea. From April 1951 to May 1954 C, B and A Squadrons in succession, each spent a year providing armoured support for the battalions of 25 Canadian Infantry Brigade of 1st Commonwealth Division.

2. During its time in Korea, the Regiment suffered five killed in action and was awarded one Distinguished Service Order, two Members of the Most Excellent Order of the British Empire, two Military Medals, two British Medals and three Strathconas were Mentioned in Dispatches. At the same time, the American Forces awarded Strathconas with a Distinguished Flying Cross, a Legion of Merit and an Air Medal while the Belgian Forces awarded the Chevalier de l’Ordre de la Couronne and La Croix de Guerre 1940 avec Palme.



Figure 7 – Canadian Army Trophy Winners, 1967 (Regimental Museum Archives)

3. Lord Strathcona’s Horse (Royal Canadians) also served in Europe as part of Canada’s North Atlantic Treaty Organization (NATO) Brigade Group. An armoured squadron served with 1 Canadian Infantry Brigade Group (CIBG) when the brigade was formed on 15 October 1953.²⁰ The squadron was garrisoned in “Fort Anne” in Werl, Germany from November 1953 to November 1955.²¹ Later, when 4 CIBG replaced 2 CIBG in November 1957, the Regiment provided the Ferret Scout Car-equipped reconnaissance squadron in Germany between November 1957 and November 1959.

4. In 1958, the Regiment in Calgary moved from Currie to Sarcee Barracks, which had been built especially for the Regiment. The Regiment was stationed at Sarcee Barracks (renamed Harvey Barracks in 1981 after the death of Brigadier F.W. Harvey, VC, MC, C de G, CD in 1980) since 1958, except for

¹⁷ General Order 259/1946, 16 October 1946.

¹⁸ Canadian Army Order 76-2, Part “B” Supplement to Issue Number 118/1949, 2 March 1949.

¹⁹ Canadian Army Order 76-2, Part “B” Supplement to Issue Number 602/1958, 19 May 1958.

²⁰ Sean M. Maloney, *War Without Battles: Canada’s NATO Brigade in Germany 1951-1993*, (Toronto: McGraw-Hill Ryerson, 1997), pp. 74 – 75.

²¹ *Ibid.* p. 76.

the period 1965 to 1970 when the entire Regiment served in 4 CIBG in Germany.²² During this period the Regiment was stationed at “Fort Beausejour” in Iserlohn, Germany. Of particular note during this latter deployment was that B Squadron won the Canadian Army Trophy in 1967, NATO’s highest award for tank gunnery. Major-General F.F. Worthington, CB, MC, MM, CD, the “Father” of the Royal Canadian Armoured Corps, then the Colonel Commandant, presented the award.

5. On 26 July 1968, while the Regiment was stationed in Germany, Field Marshal Sir Richard Hull, KCB, DSO, a 17th/21st Lancer, presented a new Guidon. The old Guidon was laid up in Saint Stephen’s Church in Calgary on 30 September 1970 following a parade in which the Regiment exercised the Freedom of the City. This ceremony reaffirmed the close ties that have existed with Calgary since 1920.

6. On return to Canada, the Regiment was re-established in Calgary in June 1970, when the Regular Force component of The Fort Garry Horse was transferred to the Primary Reserve and its members became Strathconas. Simultaneously the Regiment in Germany re-badged to The Royal Canadian Dragoons. A number of these “originals” were posted in from Germany and elsewhere to join the Regiment in Calgary.

ARTICLE 1106 - UNITED NATIONS DEPLOYMENTS

1. Peacekeeping duties overseas have occupied a large portion of the Regiment’s time in the modern era. From February 1957 to February 1958, men from Lord Strathcona’s Horse (Royal Canadians) and The Royal Canadian Dragoons formed the 56th Canadian Reconnaissance Squadron that served in the newly formed United Nations Emergency Force in Egypt. Other squadrons served in the same force during the periods of February 1961 to February 1962 and February 1963 to February 1964.

2. In 1964/65, Reconnaissance Squadron served a six-month tour of duty with the United Nations Forces in Cyprus (UNFICYP). The entire Regiment later served in Cyprus in a dismounted peacekeeping role from April to October 1972, from September 1979 to April 1980, and from August 1988 to March 1989. In addition, a reconnaissance troop was attached to the Canadian Airborne Regiment during the months of July to December 1974 as a result of the Turkish invasion of Cyprus. Another troop also served as the Reconnaissance Troop with Third Regiment Royal Canadian Horse Artillery as part of UNFICYP in 1982.

3. More recently, the Regiment also played major parts in modern-era peacekeeping missions. Twenty-eight Strathconas deployed on Operation MARQUIS to Cambodia in 1993 as part of the United Nations Transitional Authority in Cambodia (UNTAC). The following year, the Regiment deployed as a Battle Group to the Former Republic of Yugoslavia where it served as part of the United Nations Protection Force (UNPROFOR) in Bosnia-Herzegovina on Operation CAVALIER (Rotation 3) between April and October 1994.



Figure 8 – Reconnaissance Squadron Ferrets on Patrol in Cyprus, 1964/65 (Regimental Museum Archives)

²² Ibid. p. 224. 4 CIBG was designated 4 Canadian Mechanized Brigade Group on 1 May 1968.

4. The Regiment deployed to Bosnia with the Cougar Armoured Vehicle General Purpose (AVGP), a vehicle that was originally procured as a tank trainer in 1978/79. For his actions under fire during the Regiment's UNPROFOR tour in Bosnia, Sergeant T. Hoppe earned the Military Service Cross and the Medal of Bravery. He is the only Canadian to be awarded two medals for bravery on a United Nations mission.

ARTICLE 1107 - POST COLD WAR OPERATIONS

1. After spending 50 years with its home garrison in Calgary, the Regiment was moved from Harvey Barracks to the former Namao site of the Edmonton Garrison in July 1996. The site was later named Steele Barracks in the honour of Major-General Sir Samuel Benfield Steele, KCMG, CB, MVO on 11 May 2000.

2. Shortly after the Regiment's move to Edmonton, A Squadron deployed to Bosnia Herzegovina on Operation PALLADIUM (Rotation 0) as the Reconnaissance Squadron of the Second Battalion Princess Patricia's Canadian Light Infantry (PPCLI) Battle Group of the NATO Stabilization Force (SFOR) between January and July 1997. Throughout this period A Squadron, equipped with the Cougar AVGP, was stationed in Zgon. The remainder of the Regiment later served as the Canadian SFOR Battle Group for Operation PALLADIUM (Rotation 1) in Bosnia between July 1997 and January 1998. Battle Group Headquarters was located in Coralici with squadrons and companies in Coralici, Zgon and Drvar. Of particular note was the fact that, once again in its history, the Regiment reoled 120 of its soldiers to form one of three infantry companies during the tour. B Company (made up mostly of former Reconnaissance and B Squadron soldiers) honourably served as a mounted infantry company in Drvar.



Figure 9 – Harvey Barracks, 1996 (Regimental Museum Archives)

3. On short notice Reconnaissance Squadron was deployed to Kosovo on Operation KINETIC to act as the Reconnaissance Squadron for the 4th Armoured Brigade (UK), and later the 19th Mechanized Brigade (UK), as part of the NATO Kosovo Force (KFOR) between June and December 1999. Reconnaissance Squadron, equipped with the Light Armoured Vehicle Reconnaissance (Coyote), was one of the first units into the Kosovar Province as the Serbian troops pulled out following the four-month NATO air campaign. Reconnaissance Squadron was awarded the Deputy Chief of the Defence Staff Unit Commendation for its “exceptional resolve, teamwork, and proficiency while employed in the province of Kosovo....”²³ Also, for the first time since Korea, the Canadian government agreed to deploy tanks overseas. Third Troop C Squadron (with an Administration Troop and Battle Group Liaison Troop)

²³ Deputy Chief of Defence Staff Unit Commendation signed by Lieutenant-General R.R. Henault on 12 May 2000.

deployed to Kosovo with Leopard C2 tanks as part of the 1 PPCLI Battle Group between August and December 1999.

4. The Regiment's most recent chapter of operational deployments continued at a fast pace. A Squadron served as a Reconnaissance Squadron equipped with Coyote in Bosnia (Operation PALLADIUM Rotation 6) with the 3 PPLCI Battle Group (SFOR) between February and September 2000. B Squadron assumed the same role with the 2 PPCLI Battle Group for Rotation 7 from September 2000 to March 2001. Reconnaissance Squadron deployed to Kandahar, Afghanistan with the 3 PPCLI Battle Group as part of the American Task Force Rakkisan on Operation APOLLO between January and July 2002. Most recently, the Regiment deployed Coyote squadrons on Operation PALLADIUM Rotation 11 (B Squadron with the 1 PPCLI Battle Group) and Rotation 12 (C Squadron with the 2 PPCLI Battle Group) in September 2002 and April 2003 respectively.

5. Although the main focus of this short history has been on the Regiment as a whole or on individual squadrons, it must not be forgotten that since the Second World War many Strathconas have served, and continue to serve, world-wide as individual United Nations observers, staff officers and commanders, and continue to play key roles in the various operational-level headquarters supporting NATO and other operations.

CHAPTER 2 - GENERAL CUSTOMS AND TRADITIONS

SECTION 1 - REGIMENTAL DESIGNATION

ARTICLE 2100 - GENERAL

Most regiments have a geographical or numerical designation or are named for members of the Royal Family. For those units named after an individual, Lord Strathcona's Horse (Royal Canadians) is unique in the Canadian Forces as it bears the name of a person not of the Royal House or one of their representatives.

ARTICLE 2101 - TITLE AND ABBREVIATION

1. His Majesty King Edward VII awarded the prefix "Royal" to A Squadron Canadian Mounted Rifles in 1903. In 1909, The Royal Canadian Mounted Rifles were re-designated Strathcona's Horse (Royal Canadians) (see page 1-3). Two years later, on 1 May 1911, the prefix "Lord" was added to the name (see page 1-3).

2. The authorized abbreviation is LdSH(RC) as suggested by His Majesty King George VI following his inspection of the Regiment on 24 May 1942. His Majesty felt that the abbreviation L.S.H. used by the Regiment could too easily be confused with those of several British units. He also pointed out the proper abbreviation for "Lord" was "Ld." The Regiment adopted LdSH(RC) and has maintained it ever since (see page 1-6).

3. The complete regimental designation is "Lord Strathcona's Horse (Royal Canadians)."¹ "The" is not part of the title "Lord Strathcona's Horse (Royal Canadians)" or "LdSH(RC)."

ARTICLE 2102 - STRATHCONA'S AND STRATHCONAS

1. The term "Strathcona's" is a short form of the full title.² "Strathcona's" is used informally in writing, as a name for sports teams and on parade as a precautionary word of command by the Commanding Officer, Regimental Second in Command, Adjutant and Regimental Sergeant Major.

2. A member of the Regiment is referred to as a "Strathcona" whereas several members are "Strathconas," that is without the use of an apostrophe.

ARTICLE 2103 - SQUADRON DESIGNATIONS

1. The current recipient squadron of the Prince of Wales Trophy will be designated "The Prince of Wales Squadron," but will retain their original letter designation for the purpose of identifying vehicles and for using field call signs. See ARTICLE F300 - The Prince of Wales Trophy for the awarding of the trophy.

2. The term "Sabre" is used to indicate a squadron or troop of the fighting echelon. Sabre Squadrons are assigned an alphabetical prefix commencing with the letter "A." Sabre Squadrons precede Reconnaissance and Headquarters Squadrons when assigning letters and when listed in order of precedence. The Prince of Wales Squadron, however, will always be first in the order of precedence.

¹ Canadian Army Order 76-2, Supplement to Issue Number 602/1958 dated 19 May 1958.

² Letter from Headquarters L.S.H. (R.C.) Calgary, Alberta to Headquarters Military District No. 13, 5 Oct 1921.

3. When the Regiment contains a Reconnaissance Squadron, its letter designation follows that of the last sabre squadron. Reconnaissance Squadron may be identified as “Recce Squadron” in correspondence and on parade in accordance with ARTICLE 8202 - Addressing Sub-Units.

ARTICLE 2104 - TROOP DESIGNATIONS

1. Within squadrons, sabre troops are assigned a numerical prefix commencing with the number one. On correspondence and on parade, the troops are referred to as First, Second, Third or Fourth Troop (not One, Two, Three or Four Troop).

2. Functional and service support troops (e.g. Assault Troop or Administration Troop) are referred to by their activity depending on regimental, corps or army practice at the time.

SECTION 2 - SENIOR APPOINTMENTS

ARTICLE 2200 - GENERAL

1. The following background to senior appointments in the Regiment is an excerpt from Always a Strathcona:

“The tradition of honorary appointments - such as Honorary Colonel, Colonel of the Regiment, and Colonel Commandant - dates back to the formation of the British regular army in the seventeenth century. In those days the King appointed a person of high standing and wealth to be a colonel to raise a regiment for the Crown; in return the colonel would receive some royal consideration, such as a title or a lucrative position. The Colonel in turn chose an assistant, or Lieutenant-Colonel, to recruit, train, and administer the regiment, and lead it in battle. The regiment bore the colonel’s name and he maintained a proprietary interest in it, selecting its officers and distributing the equipment, pay, and rations provided by the government.

“Changing customs and laws have altered the Colonel’s position over the years to the point that it is now primarily an honorary one. A Regiment asks a former officer or other high-ranking individual to accept the appointment as a mark of their recognition and respect for him. The Colonel does not involve himself in the military operation of the Regiment, but is concerned with its ceremonial, social, and ‘family’ aspects, and lends his prestige to the regiment’s activities.”³

2. Honorary appointments have evolved to the extent that Honorary Colonels are normally associated with Reserve Force units while Colonels of the Regiment are associated with Regular Force units.⁴ Although the Regiment had several Honorary Colonels between 1903 and 1958, the Canadian Army replaced the term Honorary Colonel with Colonel of the Regiment in 1958. The Regiment currently has a Colonel-in-Chief and a Colonel of the Regiment.

³ W.B. Fraser, p. 232.

⁴ The authority for honorary appointments is Queen’s Regulations and Orders 3.06 (Honorary Appointments) and the rules governing appointments are at Canadian Forces Administrative Order 3-4 (Honorary Appointments and Honorary Ranks).

ARTICLE 2201 - COLONELS-IN-CHIEF

1. A member of the Royal Family only may hold the appointment of Colonel-in-Chief. The appointing of a member of the royal household as Colonel-in-Chief is a significant honour. By doing so, the monarch recognizes the distinguished service provided by that unit to the Crown. Lord Strathcona's Horse (Royal Canadians) was the first Canadian Regular Force regiment to be so honoured.

2. His Royal Highness, Edward, The Prince of Wales became Colonel-in-Chief of the Regiment on 27 July 1928, and relinquished the appointment when he was crowned King Edward VIII in 1936.

3. His Royal Highness, Charles, The Prince of Wales was appointed Colonel-in-Chief on 11 June 1977. Through this act of naming her heir as Colonel-in-Chief, Her Majesty Queen Elizabeth II paid great tribute to the Regiment. The Prince of Wales is also the Colonel-in-Chief of sixteen other regiments including three other Canadian regiments: The Royal Canadian Dragoons, The Royal Regiment of Canada and The Royal Winnipeg Rifles.⁵



Figure 10 – His Royal Highness The Prince of Wales, Colonel-in-Chief (2000)

ARTICLE 2202 - HONORARY COLONELS⁶

1. Major-General Richard Hebden O'Grady-Haly, CB, DSO, was a British officer who acted as General Officer Commanding the Militia from July 1900 to July 1902. He was Honorary Colonel of the Regiment from 13 August 1903 to 8 January 1911 when it transitioned from A Squadron Canadian Mounted Rifles and The Royal Canadian Mounted Rifles to Strathcona's Horse (Royal Canadians).

2. The Right Honourable Sir Donald Alexander Smith, Lord Strathcona and Mount Royal, GCMG, GCVO, raised Strathcona's Horse at his own expense in 1900 for service in South Africa. His detailed biography is on page C-1. He was Honorary Colonel while he was the Canadian High Commissioner in England from 19 August 1911, until his death on 21 January 1914.

3. Lieutenant-General Sir Archibald Cameron Macdonell, KCB, CMG, DSO, C de G was twice Commanding Officer of the Regiment, during the periods March 1907 to April 1910 and April 1912 to December 1915. He was Honorary Colonel from 8 May 1922 until his death in January 1942. He retired from the Army in 1925 when he was the Commandant of the Royal Military College holding the rank of Major General and was placed on the Reserve of Officers as a Lieutenant General.

4. Lieutenant-Colonel Donald Sterling Palmer Howard, 3rd Baron Strathcona and Mount Royal, Sir Donald Smith's grandson was Honorary Colonel from 1943 until his death in 1959. He had an extensive military career in the British Army and served during both World Wars. He sat as a Member of

⁵ About the Prince: Biography, [Online] Available <http://www.princeofwales.gov.uk/about/biography/regiments.html>, 4 Dec 00.

⁶ W.B. Fraser, p. 233.

Parliament (North Cumberland) in the 1920s and later held numerous defence-related positions including Parliamentary Under Secretary of State for War and the Vice-President of the Army Council. His Lordship was the last Honorary Colonel of the Regiment, as the Canadian Army replaced the term with Colonel of the Regiment in 1958.

ARTICLE 2203 - COLONELS OF THE REGIMENT

1. Appointment as Colonel of the Regiment is restricted to former officers of the Canadian Forces who normally held the rank of colonel or above on retirement. The term of office for Colonels of the Regiment is normally three years, though it may be extended at the request of the Regiment. The Chief of Defence Staff authorizes the appointment and any extensions of tenure. The outgoing Colonel of the Regiment usually consults the Commanding Officer, former Commanding Officers, and other senior members of the Regiment on individuals being considered for the appointment. Notwithstanding the rank held on retirement, during visits to the Regiment, the Colonel of the Regiment wears the uniform of a full Colonel of Lord Strathcona's Horse (Royal Canadians).⁷ The Colonel of the Regiment is regarded as the guardian of regimental traditions and has access to the Chief of Defence Staff and His Royal Highness The Prince of Wales. It is therefore customary for the Colonel of the Regiment to arrange a courtesy call to the Colonel-in-Chief whenever he visits the United Kingdom. The following officers have acted as Colonels of the Regiment.

2. Brigadier Frederick Maurice Watson Harvey, VC, MC, C de G, CD joined the Regiment in 1916. He won the Victoria Cross for conspicuous bravery at Guyencourt on 27 March 1917. He commanded the Regiment from 15 December 1938 to 10 July 1940, and was Colonel of the Regiment from 1 September 1958 to 3 June 1966.⁸ Brigadier Harvey died on 21 August 1980.

3. Lieutenant-Colonel James Malcolm McAvity, DSO, MBE commanded the Regiment from 27 July 1944 to 28 November 1945. He was Colonel of the Regiment from 6 June 1966 to 26 March 1971.⁹

4. Lieutenant-General William Alexander Milroy, DSO, CD joined the Regiment as a Lieutenant in 1941 and has been a Strathcona since that time. He served as the Commander of Mobile Command, and was appointed Colonel of the Regiment on 26 March 1971 and remained so until 11 November 1978.¹⁰

5. Major-General James Charlton Gardner, CD served with the Regiment as Second in Command in 1956 and later served as Commander 4 Canadian Mechanized Brigade Group in Germany with the Regiment under his command. He was Colonel of the Regiment during the period 11 November 1978 to 11 November 1982.

6. Major-General Phillip Anthony Neatby, CD was Commanding Officer during the period August 1966 to 31 July 1968 when the Regiment was deployed to the Federal Republic of Germany. He assumed the appointment of Colonel of the Regiment on 11 November 1982 and relinquished it on 11 November 1986.

⁷ Canadian Forces Dress Instructions, (Ottawa: Department of National Defence, 1995), Article 114.

⁸ W.B. Fraser, p. 233.

⁹ Ibid. p. 233.

¹⁰ Ibid. p. 233 – 234.

7. Lieutenant-General René Gutknecht, CMM, OstJ, CD commanded the Regiment during the period 31 July 1968 to 5 June 1970 while it was deployed in the Federal Republic of Germany. He was the Colonel of the Regiment between 11 November 1986 and 11 November 1992.
8. Lieutenant-General James Arthur Fox, CMM, CD commanded the Regiment from June 1971 to September 1973. In 1972, he took the Regiment to Cyprus with the United Nations Force in Cyprus. He served as Colonel of the Regiment between 11 November 1992 and 18 July 2003.
9. Lieutenant-Colonel I.D.M. Egener, CD commanded the Regiment between August 1973 and August 1975. He was appointed Colonel of the Regiment on 18 July 2003. See page C-9 of Annex C - BIOGRAPHIES for a detailed biography of the current Colonel of the Regiment.

SECTION 3 - REGIMENTAL OBSERVANCES

ARTICLE 2300 - GENERAL

1. The Regiment recognizes two special events annually: Moreuil Wood and Strathcona Day. Moreuil Wood is commemorated as a memorial service while Strathcona Day is a celebration of the Regiment's accomplishments.
2. The Regiment also participates in Remembrance Day ceremonies, an annual Junior Ranks' Christmas dinner, an annual "At Home" during the Christmas season, as well as regimental reunions.

ARTICLE 2301 - REGIMENTAL BIRTHDAY

1. The issue of the actual birth date of the Regiment has created very interesting debate over the years. Although the name of the Regiment originates from the forming of a special corps for service in South Africa on 1 February 1900, the formal lineage begins with the establishment of A Squadron Canadian Mounted Rifles as a new unit on 1 July 1901. To further complicate the issue many early regimental customs were directly linked to the heritage of School of Mounted Infantry, which originated in Winnipeg in 1885. This lineage, and heritage, is shown pictorially at Annex A - LINEAGE OF THE REGIMENT.
2. In 1934, the Commanding Officer of the day, Lieutenant-Colonel L.F. Page, DSO, requested that the regimental birth date be officially recognized as 20 July 1885, the date when the School of Mounted Infantry was raised by General Order 21/1885.¹¹ Even though the Regiment was authorized this "lineage," and in fact celebrated its 50th birthday in 1935 and continued to celebrate the 20 July 1885 date until 1957, Director History later revoked the decision in 1958.
3. The lineage of a Regiment is awarded on the basis of formal changes to designations and organizations as published in General Orders. A review of General Orders, which was later published in The Regiments and Corps of the Canadian Army in 1964, identified that the 1885 date had been incorrectly authorized.
4. The lineage of the Regiment after 1909 has never been in dispute. Prior to 1909, however, the Regiment's lineage has two apparent roots: that of A Squadron Canadian Mounted Rifles and that of Strathcona's Horse. Strathcona's Horse, which was raised in 1900 for special service in South Africa, was disbanded upon return to Canada in March 1901. A Squadron Canadian Mounted Rifles, however, was established as a new Permanent Force unit in Winnipeg on 1 July 1901 by General Order 102/1901.¹²

¹¹ General Order 21/1885, 20 July 1885.

¹² General Order 102/1901, 1 July 1901.

In 1903, the unit was designated “The Royal Canadian Mounted Rifles” when the title “Royal” was awarded and “A Squadron” dropped from its designation (General Order 153/1903).¹³

5. In 1909, the name of The Royal Canadian Mounted Rifles was simply altered to that of “Strathcona’s Horse (Royal Canadians)” (General Order 111/1909)¹⁴ to perpetuate “the striking example of patriotism by Lord Strathcona” and the service of the corps raised by him for service in South Africa.¹⁵ The Royal Canadian Mounted Rifles in Winnipeg was chosen because it was a unit of the Permanent Force and, although the unit did not individually represent any unit that served in South Africa, many of the officers and men of the Regiment did serve with Strathcona’s Horse. It was also the only appropriate Permanent Force unit that could be so designated: the others had longer histories. The lineage of the Regiment is therefore that of A Squadron Canadian Mounted Rifles. This perpetuation, but not formal lineage, of the original Strathcona’s Horse was further guaranteed when the Regiment was awarded the Battle Honour “South Africa 1900 – 1901” in 1912.

6. The issue of the 1885 birth date discussion is complicated by the fact that many of the original personnel who formed A Squadron Canadian Mounted Rifles in Winnipeg in 1901 were “posted in” from the Dragoons. B Squadron The Royal Canadian Dragoons, who had been previously been amalgamated with the School of Mounted Infantry, had been stationed in Winnipeg in various designations until they were moved to Toronto in 1901 (Militia Order 110/1901). The discussion of lineage in 1934 mentioned that “Permanent Force Mounted Troops have been stationed at Winnipeg, and while they have had various designations, they have eventually evolved into the present Lord Strathcona’s Horse, [sic] (Royal Canadians).”¹⁶ The presence of mounted troops in Winnipeg, however, amounted to personnel transfers from one unit to another. In reality, many officers, men and horses of the Dragoons stayed in the same location to establish the new unit, thus appearing to be the same unit with the 1885 lineage. While personnel transfers do not constitute formal changes to the origins of the Regiment, they certainly add to the Regiment’s unique and rich Western Canadian mounted heritage.

7. The official birth date of the Regiment is 1 July 1901. The Regimental Birthday, however, is considered to be 1 February 1900. The regimental birthday is not celebrated in any special way.

ARTICLE 2302 - MOREUIL WOOD

1. In 1926, Lieutenant-General Macdonell, then Honorary Colonel of the Regiment, proposed that a day be set aside for commemoration and thanksgiving. The intent was to have a full dress inspection, followed by a church parade, a sports day and a regimental dance. The day was to be shared by all Strathconas, serving and former serving.

2. Although most members of the Regiment preferred to set aside a day in the summer for the annual celebration, camps, courses, and training commitments to the Militia dictated an earlier time be selected. The Regiment chose to honour the Battle of Moreuil Wood because of the courage shown by

¹³ General Order 153/1903, October 1903.

¹⁴ General Order 111/1909, October 1909.

¹⁵ Colonel F.L. Lessard, Adjutant General Canadian Militia, Letter to the D.O.C. Military District No. 10, Winnipeg, Manitoba, 3 March 1909, Regimental Museum Archives, Calgary. The letter explained that no increase to the Permanent Force could be made that year.

¹⁶ Cover letter to Lieutenant-Colonel Page’s request signed by Brigadier H.H. Matthews, District Officer Commanding, Military District # 13, May 23, 1934.

Strathconas on that day and because the battle established the hallmark for future members of the Regiment. The first commemoration of the Battle of Moreuil Wood was held 30 March 1927.

3. The Regiment commemorates the Battle of Moreuil Wood annually on the weekend nearest to 30 March, however training or operational commitments often force a slightly earlier or later date. As with the original intent of Lieutenant-General Macdonell's proposal, the Regiment participates in inter-mess sports, an all ranks' dance and a memorial parade. In addition, the Officers' Mess and Warrant Officers' and Sergeants' Mess usually hold mess dinners or mixed mess dinners when in garrison. Events normally extend over a two or three-day period rather than being restricted to a single day.

ARTICLE 2303 - STRATHCONA DAY

1. The first Strathcona Day was celebrated on 3 June 1950. The purpose was to commemorate the battles in which the Regiment had taken part during three wars: the South African War, the First World War and the Second World War. The day commenced with a track and field competition for all Strathconas attending, serving and former serving alike, and a series of mounted competitions including bareback wrestling, musical chairs on horseback and tent pegging. The day closed with an all ranks' dinner held in Harvey Hall at Currie Barracks.

2. For unknown reasons, Strathcona Day was not celebrated routinely before 1957. Furthermore, there was some conflict between Strathcona Day and Moreuil Wood as to which was the regimental celebration. In due course Strathcona Day evolved mainly as a sports competition in order to celebrate the Regiment's accomplishments without the sombre mood normally associated with the memorial services of Moreuil Wood. In addition, the day eventually chosen for the annual celebration was moved to 24 May to honour the Regiment's successful action at the Melfa River.

3. Strathcona Day has evolved into a sports competition that pits the Messes against each other in a series of conventional sports. Following the awarding of trophies and prizes, the members of the Regiment hold an all ranks' supper or barbecue to close out the day's events. The day of celebration remains the 24th of May but is subject to training and operational commitments.

ARTICLE 2304 - JUNIOR RANKS' CHRISTMAS DINNER

1. The Regiment normally holds a traditional Christmas dinner for the soldiers just prior to the commencement of Christmas holidays. The dinner, formerly known as the "Men's Christmas Dinner," is now known as the Junior Ranks' Christmas Dinner. The dinner may or may not be preceded by a parade or church service depending on opportunity. As with many regiments, this custom originated when the Regiment was deployed at war and was held on Christmas Day. The Regiment maintains the custom when deployed on operations as circumstances allow.

2. At the dinner itself, the soldiers are paraded in and seated by squadrons. As is the custom, the youngest soldier in the Regiment is appointed as the Commanding Officer for the dinner while the oldest corporal is appointed as the Regimental Sergeant Major. Prior to grace the four individuals involved exchange tunics. Following grace and the carving of a symbolic turkey by the Commanding Officer(s) and Regimental Sergeant(s) Major, the officers, warrant officers and senior non-commissioned officers serve the soldiers their dinner. Once this is done, they themselves may eat.

3. Following the dinner, the newly appointed Commanding Officer terminates the occasion with a Christmas message and usually grants a stand down to signify the start of the holiday season.

ARTICLE 2305 - AT HOMES

1. Each year, normally following the Junior Ranks' Christmas dinner, the officers, warrant officers and senior non-commissioned officers retire to one of the two Messes for an "At Home." The location of the function alternates each year between the two institutes.
2. The social function provides a rare opportunity for all to share each other's company in a relaxed atmosphere prior to the start of the Christmas season. The event usually centres on a series of competitions such as pool, darts and card games. The losing Mess, as is the custom, is awarded the "Horse's Ass" trophy to be retained and displayed by that Mess until competed for again the following year.

ARTICLE 2306 - REUNIONS

1. The Regiment's first reunion was not held until April 1970. Although there had been reunions to mark specific events such as the 18 May 1946 reunion to commemorate the Battle of the Melfa River (24 May 1944), no reunion had previously been held to honour all Strathconas or Strathcona achievements.
2. Reunions are now held every five years under the auspices of the Regimental Association, with the assistance of the Regiment.

SECTION 4 - REGIMENTAL AFFILIATIONS**ARTICLE 2400 - ALLIED REGIMENT**

1. Officially the affiliation between Lord Strathcona's Horse (Royal Canadians) and the Lancers dates from 1925. The very origin of the 17th Lancers, however, provides an older link with Canada. In 1759, when the news of the death of General Wolfe at Quebec was brought to His Majesty King George II, he directed a regiment of light dragoons be raised in memory of the death of his heroic friend. This Regiment was designated the 17th Lancers.



Figure 11 – Regimental Badge of The Queen's Royal Lancers

2. The Regiment and the Lancers came to know one another in the South African War and again when they both served in the Cavalry Corps on the Western Front in 1918. After the First World War, links between British and Dominion regiments were encouraged, in part to assist in the great human problem of resettlement of wounded and unemployed ex-servicemen. At the same time that a request was received from the Lancers (who were now the 17th/21st Lancers since amalgamations in 1921) the Regiment was also considering establishing ties with three other British regiments. 5th Dragoon Guards, 4th/7th Dragoon Guards and The King's Own Hussars had all approached Lord Strathcona's Horse (Royal Canadians) on the subject of an alliance.

3. When the 17th/21st Lancers contacted Lord Strathcona's Horse (Royal Canadians), the alliance was quickly sealed with the approval of His Majesty King George V on 25 July 1925. In the words of the Strathcona's Commanding Officer of the day, Lieutenant-Colonel C.E. Connolly, DSO "there is no regiment with which we should be so proud to be affiliated...." The overriding consideration in choosing the Lancers was the close battlefield ties between the two units. In making the final proposal the Regiment used the argument:

“that during the whole period during which this Regiment was serving in the Cavalry Corps during the late war, we were constantly in close touch with the 17/21 Lancers, being always in the same Cavalry Division and often fighting alongside of that Regiment, or rather the 17th Lancers – the 21st Lancers serving in India and on the frontier, during the war. It would be a source of great pride and pleasure to all ranks of Lord Strathcona’s Horse (RC) if the proposed affiliation could be carried into effect.”¹⁷

4. Since the establishment of the affiliation, each unit has taken advantage of every opportunity to strengthen the bonds between regiments. Shortly after the approval of the affiliation, the Regiment was honoured with a visit from Field Marshal Earl Haig of Bemersyde, the Honorary Colonel of the Lancers and a Lancer himself.

5. The first Strathcona on exchange with the Lancers in Tidworth, England was Captain Gianelli in 1927. He remained with them until the Lancers deployed to Egypt in September 1928 and then to India until summer 1939. There is no record of the Lancers reciprocating during this period. Since the spring of 1957, the regiments provided an officer to each other on exchange duty normally for a period of two years at a time. A list of officers who served on exchange with the Lancers is at Table 1. Exchanges between the regiments continued until 1997 when the Canadian Army reduced the number of exchange positions as a cost-saving measure. Nevertheless, close ties are maintained as individuals and delegations from both regiments continue to visit each other frequently. Gifts are customarily exchanged between the units to mark the occasions when the two regiments formally meet.

6. The 17th/21st Lancers were amalgamated with the 16th/5th Lancers on 25 June 1993 and are now The Queen’s Royal Lancers.¹⁸

Table 1 – List of Exchange Officers who served with/came from the Lancers¹⁹

Strathcona Exchange Officers (Captains)	Lancer Exchange Officers (Captains)
D.A. Nicholson (1957-1959)	C.C. Bashford (1957-1959)
Lancers in Hong Kong – No Exchange (1959-1963)	Lancers in Hong Kong – No Exchange (1959-1963)
C.G.G. Bristowe (1963-1965)	J.E.B. Hills (1963-1965)
D.W. Johnson (1968-1969)	C.B.R. Hale (1968-1969)
D. Dobson (1968-1969)	J.F. Doble (1968-1969)
W.A. Reid (1969-1970)	C.F. Edwards-Collins (1970-1972)
W.H. Logan (1971-1973)	J.G. Groves (1972-1974)
N.B. Jeffries (1974-1976)	S.S. Cobb (1974-1976)

¹⁷ Lieutenant-Colonel C.E. Connolly, Commanding Officer Lord Strathcona’s Horse (RC), Letter to Headquarters Military District No. 13, 7 April 1925, Regimental Museum Archives, Calgary.

¹⁸ Canadian Forces Administrative Order 99-7 (Alliances and Affiliations) states that the affiliation with The Queen’s Royal Lancers is the Regiment’s only officially recognized affiliation.

¹⁹ C.N. Nicolay, ed. Lord Strathcona’s Horse (Royal Canadians) Newsletter (Calgary: Lord Strathcona’s Horse (Royal Canadians) Regimental Society, 1999), Vol. 14, No. 2, p. 9 and Regimental Museum Archives.

Strathcona Exchange Officers (Captains)	Lancer Exchange Officers (Captains)
H.E. White (1977-1978)	H.C.R. Downes (1977-1978)
G.G. Hug (1978-1980)	A.D.T. Barkas (1979-1981)
S.M. Kierstead (1918-1983)	R.J.D. Goldsmith (1981-1983)
D.C. Hilton (1983-1984)	A. Woodbridge (1983-1984)
J.R. Forestell (1984-86)	R.N. Wertheim (1984-1986)
C.M. Hazleton (1986-1988)	T.J. Garforth-Bles (1986-1988)
W.J. Ellis (1988-1990)	M.A.C. Harding-Rolls (1988-1991)
V.J. Fagnan (Lieutenant) (Long-term Visit 1990)	
C.R. Rankin (1990-1992)	W.V. Bostock (1991-1993)
A.D. Payne (1992-1994)	P. Barlow (1993-1995)
R.T. Steward (1994-1997)	R.C. Gaussen (1995-1996)

ARTICLE 2401 - THE ROYAL WESTMINSTER REGIMENT (THE WESTIES)

1. The Regiment's association with The Royal Westminster Regiment is not an official one. The relationship is largely unnoticed in this day and age; it is, however, noteworthy and deserves recognition.

2. The Regiment's first encounter with the Westies took place in Camp Borden when units of the 1st Canadian Armoured Brigade concentrated for the first time in 1941. The association was the start of many groupings with each other, most being on the battlefield in the upcoming campaigns. The most famous but by no means the only action involving the units was the crossing of the Melfa River on 24 May 1943. In this action, Lieutenant Perkins and his small Reconnaissance Troop clung to a bridgehead until eventually reinforced by a company of the Westies, then under command of the Regiment. Such was the value of the position and the ferocity of the fighting that Lieutenant Perkins won a Distinguished Service Order, Sergeant C.N. Macey won the Distinguished Conduct Medal and Trooper J.K. Funk a Military Medal. Major J.K. Mahony of the Westies was awarded the Victoria Cross for his part in the battle.



Figure 12 – Regimental Badge of The Westminster Regiment

3. Actions such as the crossing of the Melfa River, which are reported in A Record of Achievement by Lieutenant-Colonel J.M. McAvity, created an exceptional bond between both units that could not be duplicated or shared with any other unit with whom they fought. In his book, Lieutenant-Colonel McAvity proposed a toast (also see Table 6 – Mess Dinner Toasts):

“As my last order in the capacity of Commanding Officer of the 2nd Canadian Armoured Regiment, I would say to all Strathconas: let not time nor space sever this chain; wherever you

go, carry with you the memory of those days when the mere presence of the Westminsters meant so much to us, so that succeeding generations shall not forget; meet with them at every opportunity for in them you will find friends; when-ever you gather, do as I ask you now to do – charge your glasses and drink a toast.”²⁰

4. Time has, to some degree, eroded the relationship that was formed during the hardship of war and regrettably allowed to fade in the years of peace. The Westies were returned to the Militia order of battle in 1946 and were moved back to their garrison in New Westminster, British Columbia. The Westies were awarded the designation “Royal” in 1967.

ARTICLE 2402 - UNOFFICIAL AFFILIATIONS

1. During the Regiment’s service in the Federal Republic of Germany in the period December 1965 to June 1970 as part of Canada’s NATO brigade, Lord Strathcona’s Horse (Royal Canadians) established two unofficial affiliations as part of the NATO twinning programme. The two units with which the Regiment enjoyed numerous professional and social exchanges were the 5th Belgian Lancers, then stationed in Ludenscheid and since removed from the order of battle, and the Bundeswehr’s 204 Panzer Battalion from Hemer, also no longer in the order of battle.

2. From time to time other unofficial affiliations with other serving units are established to foster esprit. One such affiliation was established in November 1989 between the Regiment and Her Majesty’s Canadian Ship Kootenay, an Esquimalt-based Restigouche-Class destroyer, which has since been decommissioned. The Regiment and the Kootenay conducted several small unit exchanges.

3. Another unofficial affiliation is with the 2nd Battalion of the 116th US Cavalry Brigade (National Guard) based out of Camp Gowen Field in Boise, Idaho. This affiliation began with the introduction of the Canadian-American (CANAM) Cup tank gunnery competition in September 1997. The competition is a biannual event conducted at the troop level. A Squadron won the inaugural cup in 1997, and the US team won the second competition in 1999. The affiliation has expanded to include joint training opportunities, including the conversion of C Squadron of the Regiment to the M1A1 tank in January and February 1999. As well, C Squadron has twice made the trip to Boise to make use of the SIMNET tactical simulators in both 1998 and 1999. Reciprocating, the 116th Brigade has sent M1A1-equipped tank platoons and a tank company to join the Regiment for spring exercises, including Exercise TOTAL RAM 99 in Wainwright, Alberta. This has been a fruitful relationship that continues to grow and expand.

²⁰ Lieutenant-Colonel J.M. McAvity, p.13.

CHAPTER 3 - REGIMENTAL FAMILY

SECTION 1 - BACKGROUND

The Regimental Family itself is comprised of many different elements which include Strathconas serving on regimental and extra-regimental employment, retired Strathconas, members of the Regimental Association and its branches, the Regimental Museum including the archives, the Strathcona Mounted Troop, the Regimental Band and sponsored cadet corps. The Regimental Society oversees the activities of the extended Regimental Family. All the above elements of the Regimental Family are discussed in this Chapter.

SECTION 2 - REGIMENTAL SOCIETY

1. The formation of the Regimental Society grew from the concerns of those serving and friends of the Regiment during the unification of the Canadian Forces and the subsequent changes in policies relating to unification and centralization. A particular concern was the loss of control over funds and assets acquired over a long period of time through considerable effort by Strathconas and their friends. External policies were making it increasingly difficult to foster and maintain Strathcona style and spirit and to retain discretion in the conduct of regimental affairs.

2. The Regimental Society was, therefore, established on 15 November 1974 as a registered charity under the Societies Act of Alberta in order to oversee and guide the affairs of the extended Regiment.

ARTICLE 3201 - SOCIETY OBJECTIVES

The objectives of the Regimental Society are:

- a. to further the traditions and heritage of Lord Strathcona's Horse (Royal Canadians);
- b. to hold, preserve and maintain artefacts, memorabilia and belongings of the Society;
- c. to establish, maintain and operate the museum of the Society and Lord Strathcona's Horse (Royal Canadians);
- d. to establish, maintain and operate horse riding facilities; and
- e. to collect and disseminate information of interest and relevance to members of the Society.¹

ARTICLE 3202 - OFFICERS OF THE SOCIETY

The authority of the Regimental Society rests with the Officers of the Society and the Board of Directors, who are as follows:

- a. Officers of the Society:
 - (1) Chairman. Colonel of the Regiment;
 - (2) President. Commanding Officer;

¹ These objectives are the original objectives of the Society as registered with the Province of Alberta on 15 November 1974. The objectives and constitution of the Society are currently under review by the Board of Directors.

- (3) First Vice-President. Regimental Second in Command;
 - (4) Second Vice-President. Regimental Sergeant Major;
 - (5) Secretary. Adjutant (Regimental Secretary); and
 - (6) Treasurer. Assistant Adjutant (Regimental Accounts Officer); and
- b. Board of Directors:
- (1) the above Officers of the Society;
 - (2) all former Colonels of the Regiment;
 - (3) all former Commanding Officers; and
 - (4) all former Regimental Sergeants Major;

ARTICLE 3203 - SOCIETY MEMBERSHIP

Membership in the Regimental Society includes all of those who have served with the Regiment or are currently serving. Also, provision is included for others to be included through honorary membership, which is discussed below. Membership of the Regimental Society comprises three types of members, namely regular, associate, and honorary members as follows:

- a. Regular Members. Regular members of the Society include:
- (1) The members of the Board of Directors;
 - (2) Incumbent Officers Commanding Squadrons;
 - (3) Incumbent Squadron Sergeants Major;
 - (4) President of the Regimental Association;
 - (5) Editor of the Newsletter; and
 - (6) Presidents or Vice-Presidents of the Mess Committees of the Officers' Mess, Warrant Officers' and Sergeants' Mess, and the Junior Ranks' Club if on the posted strength of the Regiment;
- b. Associate Members. Associate members of the Society are:
- (1) all officers and non-commissioned members on posted strength of the Regiment;
 - (2) extra-regimentally employed members of the Regiment;
 - (3) former members of the Regiment; and
 - (4) members of the Branches of the Regimental Association; and
- c. Honorary Members. Honorary members are appointed when a majority of the regular members wish to acknowledge an individual for their contribution to the Regiment or the Regimental Society.

ARTICLE 3204 - SOCIETY FUNDING

Full details for funding of the Regimental Society may be found in the published minutes of the Annual General Meetings, which are usually held as part of annual Moreuil Wood celebrations. In general, Society funds are necessary to publish and distribute the Newsletter and The Strathconian, operate the Regimental Museum, maintain Society property, supplement regimental sports teams and conduct special events and exercises (e.g. All Ranks' Dance, Children's Christmas Party, regimental history books, Historical Vehicle Troop, etc). The Strathcona Mounted Troop is funded separately – see ARTICLE 3504 - Ceremonial Mounted Troop Foundation. In order to help achieve its objectives, the Regimental Society relies heavily on fund-raising and donations (e.g. general donations, donations in kind for the Newsletter and individual pay allotments to “Y006”).

ARTICLE 3205 - SOCIETY BY-LAWS

The by-laws of the Regimental Society are registered with the Province of Alberta in accordance with the Societies Act of Albert and are maintained as a separate document by the Regimental Second in Command.

SECTION 3 - REGIMENTAL ASSOCIATIONARTICLE 3300 - ASSOCIATION COMPOSITION

Lord Strathcona's Horse (Royal Canadians) Regimental Association is a group constituted of:

- a. former and serving members of the Regiment;
- b. former members of the Canadian Cavalry, the Canadian Armoured Corps or the Royal Canadian Armoured Corps; or
- c. any member of an associated unit who has been attached to or carried on the strength of the Regiment.

ARTICLE 3301 - ASSOCIATION OBJECTIVES

The objectives of the Regimental Association are:

- a. to perpetuate and foster the esprit de corps, comradeship and sense of service in accordance with the high traditions of the Regiment;
- b. to maintain a close liaison with the Regiment wherever it may be stationed;
- c. to make arrangements for caring for and rendering such assistance as the resources of the Association may permit on behalf of members who are in need of the same;
- d. to assist in a like manner the dependants of any deceased member; and
- e. to promote and encourage the mutual enjoyment of good fellowship among all Strathconas, their families and friends by sponsoring annual or other celebrations commemorating regimental achievements and activities.

ARTICLE 3302 - ASSOCIATION BRANCHES

1. Association Branches are formed in various areas to help meet the objectives of the Association in those areas. Some of the branches have formal constitutions and by-laws while others are less formal. Branches may or may not require their members to pay dues.
2. Currently, there are three active branches of the Association. None of the current branches are incorporated or have “charitable” status. The active branches of the Association are:
 - a. Alberta Branch. The Alberta Branch, which is headquartered in Calgary, consists of members from Alberta, Saskatchewan and the Territories. The Alberta Branch is the only registered branch;
 - b. British Columbia Branch. The British Columbia Branch is organized for members within British Columbia; and
 - c. Ontario Branch. The Ontario Branch consists of members from Ontario, Quebec and Eastern Canada.
3. The Alberta Branch acts as the parent branch of the Regimental Association.

SECTION 4 - REGIMENTAL MUSEUMARTICLE 3400 - MUSEUM BACKGROUND

Figure 13 – Museum of the Regiments, Calgary, Alberta

1. Lord Strathcona’s Horse (Royal Canadians) Regimental Museum first came into being in the spring of 1950 when Warrant Officer Class I, R. (Dick) Cunniffe (the Regimental Sergeant Major between April 1951 and May 1953), found an old metal box which was labelled “Strathcona’s Orderly Room Correspondence.” The vintage of the box was 1900-1901. Strathcona’s Horse had used it in the South African War. The contents included an old North West Mounted Police uniform complete with pillbox hat, sabretache and binoculars dated around the 1880s.
2. Cunniffe, a dedicated soldier and Strathcona, had a very high regard for regimental tradition and history, and was consequently instrumental in starting the Regimental Museum. His call for help to the Regiment and former serving Strathconas across the nation (through the pages of The Strathconian, contacts with other Regiments and advertisements in monthly newspapers and annual magazines) brought in artefacts and items of every type and description from Strathconas and veterans around the world.
3. Over the years, as the museum began to flourish, the Regimental Museum found several homes and was bounced between very modest accommodations in Currie and Sarcee (later Harvey) Barracks.

The Regimental Archives was incorporated into the museum in the late fifties. Today the Lord Strathcona's Horse (Royal Canadians) Regimental Museum has several thousand items and artefacts on display or stored in its collection for research and future use. The Archives holds books, records, documents, orders, albums and diaries dating from 1873 to the present.

4. Since 1990, the Regimental Museum has been housed in the Museum of the Regiments in the former Sir Sam Steele School in Currie Barracks, Calgary. The Museum of the Regiments maintains six galleries – five permanent and one temporary. The Regimental Museum is one of the four autonomous museums within the Museum of the Regiments and maintains one of the permanent galleries in the museum. The Museum of the Regiments project was made possible through the generosity of the citizens and corporate members of Calgary as well as the City of Calgary and the Alberta Provincial and Federal Governments and is supported in part by the Calgary Military Museum Society.

ARTICLE 3401 - MUSEUM AUTHORITY

The formation of the Regimental Museum was not officially authorized until 9 March 1964, at which time Alberta Area Order 1615-1 (A) provided authority for the museum, retroactive to 1 April 1963. The Museum was operated in accordance with Queen's Regulations (Army) 27.01 and Canadian Army Orders 143-8. The museum is currently established and operated as a Canadian Forces-accredited museum.² The Regimental Society and a Canadian Forces grant funds the Regimental Museum.

ARTICLE 3402 - MUSEUM PURPOSE

The purpose of the Regimental Museum is to collect, preserve, study and exhibit those objects that will serve to illustrate the story of the Regiment in Canadian history, and more specifically, Canadian military history.

ARTICLE 3403 - MUSEUM GOVERNANCE

The Policies and Procures Manual of the Regimental Museum details the Regimental Museum responsibilities to the Regimental Society. The manual is maintained by the Regiment under the authority of the Regimental Society and is held as a separate document by the Regimental Second in Command.

SECTION 5 - STRATHCONA MOUNTED TROOP

ARTICLE 3500 - GENERAL

1. Originally formed in 1923 as a musical ride, the Mounted Troop performed routinely in Western Canada and the United States until it ceased to exist in 1939 when the Regiment became a mechanized armoured regiment. At that time, the famous musical ride became the sole responsibility of the Royal Canadian Mounted Police. During this same early period, members of the Regiment frequently participated in a variety of equestrian competitions and activities throughout the West.

2. The Ceremonial Mounted Troop, as the Troop was called, was reformed in 1974 to prepare for the Regiment's seventy-fifth and the City of Calgary's one-hundredth anniversaries. This Troop was disbanded in early 1976 and the horses disposed of by returning them to the original donors or through public sale.

3. In the winter of 1977 money to support a troop was again raised by the Regiment, primarily through Mr. Alan Graham and the good graces of the generous citizens of Calgary. The Ceremonial

² Canadian Forces Administrative Order 27-5 (Canadian Forces Museums).

Mounted Troop commenced training under Lieutenant Mark Hutchings and Warrant Officer George Gardiner early in the spring. The Troop made its first major appearance in Calgary as the escort to Prime Minister Pierre Trudeau in the Stampede Parade and Official Grandstand Opening Ceremonies in July of that year.



Figure 14 – B Squadron Musical Ride circa 1925 (Regimental Museum Archives)

4. The Troop was renamed the Strathcona Mounted Troop in 1991. The Troop is maintained by the Regimental Society to perpetuate the Regiment's proud service as a cavalry unit and to emphasize the Regiment's heritage in Western Canada and its affiliation with the horse. As part of the Regiment's Celebration 2000 activities, the Troop retraced the original journey across Canada to Halifax where the Regiment embarked for South Africa in 1900. The Troop also mounted the Queen's Life Guard at Buckingham Palace in September 2000. This was the first time a unit other than the Household Cavalry or the King's Troop, Royal Horse Artillery, provided a mounted guard in London.

5. The Troop acts as a recognizable symbol of the Regiment and conducts ceremonial duties, reinforces ties to the community, and maintains the cavalry culture, tradition and heritage. The Troop also provides a unique and challenging employment opportunity for soldiers of the Regiment.

ARTICLE 3501 - MOUNTED TROOP DESCRIPTION

1. The Troop normally consists of a troop leader, troop sergeant and four sections of three to four horses each. Personnel and mounts permitting, a fourth section is added for better symmetry in the performance. The Troop's display includes a musical ride, a tent pegging display and, on occasion, a jumping display.



Figure 15 – Ceremonial Mounted Troop Leader in 1987 (Regimental Museum Archives)

2. Horses are selected for size, colour, markings and temperament. Preferred colours are chestnut or sorrel with a height range of 15.1 - 15.3 hands. A notable exception was Crossbell, who was skewbald in colour and stood 15.1 hands. The Blood Indians presented Crossbell to the Colonel-in-Chief of the Regiment, His Royal Highness The Prince of Wales, in 1977. The Troop took care of Crossbell on behalf of the Colonel-in-Chief. The Troop Riding Master rode Crossbell until 1991 when he was retired and returned to pasture with the Blood Indians.

3. Riding tack for the Troop consisted of 1912 Universal-Pattern saddles (steel-arch) and military reversible Portsmouth bits mounted on a polo bridle. In 1995, the saddles were replaced with Stubins Revolutionary General Purpose saddles. Each horse is also equipped with a leather breastplate mounting the regimental badge, a standard saddle blanket in Strathcona colours with regimental appliqué and saddle rolls to carry the rider's slickers. In most aspects of the Troop performance the Troop Leader and Troop Sergeant carry 1912/1908-pattern cavalry sabres while troop riders are equipped with bamboo cavalry lances.

4. Horses manes are pulled evenly four to six inches to the right with a bridle path clipped into it. In addition, the Troop Leader's mount has a horsehair throatlatch tassel, which historically distinguished officers on the battlefield.

ARTICLE 3502 - MOUNTED TROOP DRILL

Sword and Lance drill used by the troop are described in Annex K - SWORD DRILL and Annex L - LANCE DRILL. The programme and drill for the musical ride are held separately by the Troop.

ARTICLE 3503 - MOUNTED TROOP AUTHORITY

The Canadian Forces formally recognizes the Strathcona Mounted Troop as its only "Authorized Alternate Voluntary Ceremonial Sub Unit."³ The Troop is formed under the authority of the Commanding Officer and receives limited support from the Department of National Defence. This support allows the soldiers to participate in troop training activities and public performances and other commitments, ensures coverage for the soldiers in the event of injury and permits limited support in the form of finances and other resources, when available. In return, the Troop performs for Department of National Defence-sponsored activities from time to time. The Strathcona Mounted Troop helps to maintain good public relations and increases the visibility of the Canadian Forces.

³ Canadian Forces Administrative Orders 61-17 (Alternate Voluntary Ceremonial Sub-Units).

ARTICLE 3504 - CEREMONIAL MOUNTED TROOP FOUNDATION

1. Through the efforts of many dedicated Strathconas and the generosity of its close friends, the Regiment established the Ceremonial Mounted Troop Foundation on 26 November 1984. The Foundation was registered as a Charitable Association under the Companies Act of Alberta. The Foundation is operated as a separate entity from the Regimental Society. The Mounted Troop is funded in part through public grants, private donations and honorariums for performances. The Department of National Defence provides limited financial support. The annual interest from the Foundation investments helps to meet the Troop's yearly operating costs.



Figure 16 – Mounted Troop Early 1970s (Regimental Museum Archives)

2. The objective of the Ceremonial Mounted Troop Foundation is:

“to act as a charity to benefit the community as a whole by preserving and supporting the operation of the Lord Strathcona's Horse (Royal Canadians) Ceremonial Mounted Troop and thereby making it available to Western Canadian communities and providing colour and fostering interest in and respect for our national heritage.”⁴

SECTION 6 - REGIMENTAL BAND

ARTICLE 3600 - HISTORY OF REGIMENTAL BANDS

1. Musical bands have played an important part in the Regiment. Over the years, the Regiment has seen a variety of bands, both official and unofficial. Each band, or at times individual musicians, carved out special roles for themselves. The bands not only helped promote the spirit of the Regiment, but also became an important part of its unique history. In all cases, the success of the band was directly related to a high degree of personal commitment on the part of the director(s) and the individual soldiers who, for the most part, were volunteers.

2. A full history of past regimental bands would be a relatively large undertaking. Further research would be required to capture effective dates, physical complements and the important contributions that each of the regimental bands has made over the years. The Regiment had an official band of approximately fifty to seventy professional musicians between 1956 and 1968. In the wake of the disbandment of the official band, a voluntary drum and bugle band was established under the direction of Warrant Officer A. Langan, CD in 1971. The primary duties of the volunteers were with Assault Troop. Both of these bands wore the Full Dress uniform; the later band did so until the uniforms were transferred to the Ceremonial Mounted Troop in 1974.

⁴ The Companies Act Memorandum of Association of LdSH(RC) Ceremonial Mounted troop Foundation, 22 November 1984.



Figure 17 – Regimental Band, Late 1960s (Regimental Museum Archives)

3. The current band “The Pipes and Drums Band of Lord Strathcona’s Horse (Royal Canadians)” is largely a result of the efforts of Warrant Officer P.O. Peters, CD who, since 1980 has acted as the unofficial regimental piper at parades, mess dinners, weddings and funerals. In 1998, when the official Land Force Western Area band was unavailable, Warrant Office Peters quickly formed a pipe band of seven Strathconas to perform at a regimental function. Since then, the Regiment and the Regimental Society have maintained the Pipes and Drums Band.

4. The Pipes and Drums Band has since played across Canada and around the world in numerous events in support of regimental and Canadian Forces activities. Most notable were the events of Celebration 2000 where band members found themselves everywhere between South Africa, Holland and Ottawa. The band has also played at the Edinburgh and Halifax Tattoos and individual band members, who were deployed on operations, have play for official events while deployed or in other support of many other key events overseas.

ARTICLE 3601 - BAND PURPOSE

The purpose of the Pipes and Drums Band is to promote the Regiment through musical and ceremonial performances and to provide a recognizable link to the community. The existence of the Band also affords volunteer soldiers a unique opportunity to participate and contribute in regimental and extra-regimental functions. The Regimental Band gives the Regimental Society and the Regiment the flexibility of ensuring a band presence at any regimental function it so chooses, especially when an official Canadian Forces Band would otherwise be unavailable or ineligible to support the Regiment. The band also plays an important role in promoting the Regiment at public venues in much the same manner as the Strathcona Mounted Troop.

ARTICLE 3602 - BAND DESCRIPTION

1. The Pipes and Drums Band is comprised mainly of regimental soldiers but occasionally involves other volunteers. The band was initially established for a minimum of fourteen members: nine pipers, three side drummers, one base drummer and one drum major. The band maintains the appointments of Drum Major, Pipe Major, Drum Sergeant and Pipe Sergeant. A member’s official rank is not worn on

their band tunic: band members wear rank according to their particular appointment or band rank as assigned by the Drum or Pipe Major based on their playing ability and commitment to the Band.

2. The uniform chosen for the band was a departure from those of previous regimental bands. The need to maintain a cavalry tradition was weighed against the cost and lack of availability of sufficient Full Dress uniforms for the band and the fact that the Full Dress uniforms were seen to be associated with the Strathcona Mounted Troop. The Regiment authorized a hybrid uniform more appropriate for a pipe band. The band uniform consists of a patrol jacket, kilts (trews were worn between 1998 and 2001) and a Glengarry. The debate surrounding the choice of tartan for the trowse, kilt and embellishments centred on the unsuitability of Lord Strathcona's tartan due to its colour. Instead, the MacKenzie tartan was chosen based on its looks, the fact that Sir Donald's family lineage contains the MacKenzie name and, more appropriately, the MacKenzie tartan is officially recognized as a military tartan.



Figure 18 – The Pipes and Drums Band, 1998

3. The patrol jacket for the band is as described in ARTICLE 9601 - Undress/Patrols except that bottom front of the jacket is cut away per highland tradition. The jacket is worn with appropriate regimental devices and the black regimental web belt (see Chapter 9 - REGIMENTAL DRESS INSTRUCTIONS). Rank and qualification badges are worn on the upper right arm and are embroidered in white and silver thread. A plain black Glengarry is worn with a swatch of McKenzie tartan behind the regimental badge. The Glengarry is not removed on parade, in church or in a mess when the pipes are playing. The sporran is similar to that of the Royal Tank Regiment Pipes and Drums: the sporran is of white horse hair with two black horsehair tassels (one for the Regiment and one for the Armoured Corps). A Scottish thistle is worn on the centre facing the sporran. In the case of the Base Drummer's sporran, the thistle is fallen in remembrance of fallen comrades. Hose flashes protruding from the fold represent the Regiment's Victoria Cross Winners: two scarlet flashes for lieutenants Harvey and Flowerdew and one myrtle green flash for Sergeant Richardson. A Skhin Dhu (black knife) is authorized for wear such that it protrudes from the top right side of the hose. White spats are worn over black oxford shoes.

ARTICLE 3603 - BAND AUTHORITY

The Pipes and Drums Band is operated under the authority of the Regimental Society and the Commanding Officer. The band is an unofficial (Canadian Forces) voluntary band.

ARTICLE 3604 - BAND FUNDING

The Regimental Society funds the Pipes and Drums Band, who are also supported in part through private donations, personal commitment from the volunteer band members and honorariums for musical performances.

SECTION 7 - HISTORICAL VEHICLE TROOP

ARTICLE 3700 - HISTORICAL VEHICLE TROOP BACKGROUND

1. In the decade leading up to Celebration 2000, the Regimental Society began to pursue a series of projects for the celebration. One of these projects, initiated by the Master Corporals of the Regiment and

under the direction of Master Corporal Jim Rice, was to restore a Sherman tank. The tank was restored and used for parades and special events for Celebration 2000 activities along with other historical vehicles that the Regiment had acquired over the years.

2. The work on the Sherman and other restored vehicles lead to the formation of the Historical Vehicle Troop, which was formed by volunteers mostly on regimental strength. With funding and assistance from the Regimental Society and other supporters, the Vehicle Troop successfully restored and operated a number of historically significant vehicles. Thanks to the Vehicle Troop, a Stewart tank, a Sherman tank, a Centurion tank, four Ferret scout cars and a Lynx reconnaissance vehicle, all in working condition, were used during Celebration 2000. Most of these vehicles were crewed by retired Strathconas during the events during Reunion 2000.

3. The Vehicle Troop quickly obtained a world-class collection of historical vehicles and an excellent reputation, allowing them to act as a collection point of expertise and of vehicles, parts and equipment. Shortly after Celebration 2000, the Troop began to focus its efforts on providing and maintaining a fleet of fighting vehicles used by the Regiment and select support vehicles. A variety of restoration projects, however, were undertaken as fund-raising ventures to facilitate the acquisition of vehicles within the Troop's mandate.

ARTICLE 3701 - HISTORICAL VEHICLE TROOP PURPOSE

The purpose of the Historical Vehicle Troop is to promote the Regiment by preserving a working collection of regimentally significant historic vehicles and by providing a tangible connection to the community. The Historical Vehicle Troop provides soldiers of the Regiment with a unique opportunity to build on their crewman skills while restoring and maintaining historical vehicles and while participating in regimental and community events. As with other elements of the Regimental Society, the Historical Vehicle Troop plays an important role in promoting the Regiment at public venues by connecting with civilians in the various communities. In select cases, the Troop provides certain charities the opportunity to fund-raise.

ARTICLE 3702 - HISTORICAL VEHICLE TROOP AUTHORITY

The Historical Vehicle Troop is operated under the authority of the Regimental Society and the Commanding Officer. The Vehicle Troop does not have any official Canadian Forces status.

ARTICLE 3703 - HISTORICAL VEHICLE TROOP FUNDING

The Regimental Society funds the Historical Vehicle Troop. They are largely supported through private donations, personal commitment from the volunteer troop members and honorariums for participation at special events.

SECTION 8 - AFFILIATED ROYAL CANADIAN ARMY CADET CORPS

ARTICLE 3800 - GENERAL

1. "The Strathcona's Horse Cadet Squadron" (Number 258) was raised in Winnipeg and affiliated with the Regiment in 1910.⁵ The Corps was not active during the war years. An attempt to reactivate the Corps in 1946 failed because of competition from The School Cadet Corps and the fact that A Squadron had been removed from its station in Winnipeg to join the Regiment in Calgary in 1936.

⁵ Militia Order 288/1910.

2. A Calgary cadet corps, originally designated the Alberta Military Institute Cadet Corps, was formed on 22 March 1926.⁶ Following the Second World War, the Corps was renamed the “The Alberta United Services Institute Squadron (Lord Strathcona’s Horse (Royal Canadians))” on 17 May 1947. In 1950 the Corps was incorporated into 2376 Calgary Garrison Cadet Corps as A Squadron of the Battalion where it remained until 1955. The affiliation to the Corps remained active as the Regiment continued to directly sponsor A Squadron during this time. Originally only fourteen strong, the strength of the Squadron rose to almost sixty cadets when it was reformed as 1292 Royal Canadian Army Cadet Corps (Lord Strathcona’s Horse (Royal Canadians)) on 8 February 1955.

ARTICLE 3801 - AFFILIATED CADET CORPS

Today the Regiment sponsors seven corps of the Royal Canadian Army Cadets (also see ARTICLE 6403 - Affiliated Royal Canadian Army Cadet Corps Flags):

- a. 1292 Lord Strathcona’s Horse (Royal Canadians) located in Calgary, Alberta. The history of the Corps’s affiliation is detailed in the article above. Reconnaissance Squadron normally sponsors the Calgary Corps;
- b. 1813 Lord Strathcona’s Horse (Royal Canadians) located in Cranbrook, British Columbia. The Corps was initially formed in 1941 and has been affiliated with various local units. The Regiment’s affiliation with 1813 Army Cadet Corps relates to the raising of the original C Squadron of Strathcona’s Horse in Cranbrook in 1900: Fort Steele, British Columbia, near Cranbrook, was the place of enrolment for First Troop C Squadron in 1900.⁷ The Cadet Corps became formally affiliated to the Regiment in 1983. C Squadron normally sponsors the Cranbrook Corps ;
- c. 2860 Lord Strathcona’s Horse (Royal Canadians) located in Fort Simpson, Northwest Territories. The Fort Simpson Corps became affiliated with the Regiment in March 1990 as a result of B Squadron’s visit to the Northwest Territories during the Papal Visit in 1987. B Squadron normally sponsors the Fort Simpson Corps;
- d. 2716 Lord Strathcona’s Horse (Royal Canadians) located in Mayerthorpe, Alberta. The Mayerthorpe Corps was initially formed in 1962 as 19th Alberta Dragoons. Besides 19th Alberta Dragoons, the Corps has been also been sponsored by the Canadian Airborne Regiment. The Corps’s members currently come from the Mayerthorpe, Whitecourt, Sangudo and Evansburg areas. The regimental affiliation with 2716 Army Cadet Corps was authorized in 1997 shortly after the Regiment’s move to Edmonton. A Squadron conducted an exercised in the Mayerthorpe area in 1996 prior to deploying to Bosnia. A Squadron normally sponsors the Mayerthorpe Corps;
- e. 2952 Lord Strathcona’s Horse (Royal Canadians) located in Grande Cache, Alberta. The Corps also became affiliated to the Regiment in 1997 shortly after the Regiment moved to Edmonton. Regimental Headquarters normally sponsors the Grande Cache Corps; and
- f. 3066 Lord Strathcona’s Horse (Royal Canadians) located in Golden, British Columbia is a recent addition to the list of affiliated cadet corps. Originally a platoon of 2458 Rocky Mountain Rangers Cadet Corps of Revelstoke, British Columbia since 1 December 2000,

⁶ Militia Order 253/1927.

⁷ Militia Order 26/1900.

the Corps was officially formed as a separate, affiliated corps on 1 September 2001. It is interesting to note that Third Troop C Squadron of the original Strathcona's Horse was recruited from the Golden, Revelstoke and Vernon areas in 1900.⁸

- g. 3070 Lord Strathcona's Horse (Royal Canadians) located in Evansburg, Alberta. In 2003, the Regiment began to sponsor the Evansburg Corps, which used to be a troop of Mayerthorpe Corps.

SECTION 9 - REGIMENTAL HISTORICAL RECORDS

ARTICLE 3900 - GENERAL

Numerous accounts of the Regiment's history, official and unofficial, exist as do a significant number of regimental documents and records, most of which are maintained in the archives of the Regimental Museum. Furthermore, the Department of National Defence, specifically Directorate of History and Heritage, maintains the Regiment's War Diaries and the Annual Unit Historical Reports.⁹ Key sources of regimental historical records that are available consist of both published and unpublished books, routine orders, videos, yearbooks and newsletters. Despite the many accounts of regimental history, however, the periods involving Korea, NATO and United Nations missions are unfortunately not well documented. The Policies and Procedures Manual, which contains terms of reference for the Historical Committee and the Archives Officer, details the regimental procedures for ensuring that key documents are archived at the Lord Strathcona's Horse (Royal Canadians) Museum and that information from operational tours is properly collected. See Annex N - BIBLIOGRAPHY for useful published and unpublished accounts of regimental history, Canadian Forces Publications, other references, videos and Internet links pertaining to the history of the Regiment.

ARTICLE 3901 - THE STRATHCONIAN

1. The Strathconian is the Regiment's annual journal. Although two editions were produced in 1914, The Strathconian was not published again until 1927. Throughout the years, the frequency of publication has often changed and the format varied from a journal to that of a newspaper. In May 1959, the annual journal format was resumed and has since continued. Special editions have been produced from time to time to mark activities such as deployments on United Nations peacekeeping operations.
2. The Strathconian is published under the authority of the Commanding Officer and is funded by the Regimental Fund (Non-Public Fund), the Regimental Society and advertising revenue. The Strathconian is distributed to all members of the Regiment, Strathconas serving away from the Regiment, registered members of the Regimental Association, special friends of the Regiment, and others on request.

ARTICLE 3902 - THE NEWSLETTER

The Newsletter is published semi-annually by the Regimental Society. The Newsletter reports on activities of the Association Branches and former serving Strathconas in addition to covering regimental activities. The Newsletter was first published in 1986 due to the efforts of Major C.N. (Nic) Nicolay, MC, CD (Retired) who remained the Newsletter's Editor until 1999. Master Warrant Officer A. (Mucker) Langan, CD (Retired), the Assistant Editor for many years, is now the current Editor. The success of the Newsletter can also be attributed to the continued support of the Blockberger family. The objectives and policies of the Newsletter are at Annex G - REGIMENTAL NEWSLETTER.

⁸ Ibid.

⁹ Canadian Forces Administrative Order 71-7 (Unit Histories and Historical Records).




Figure 19 – Cover of The Strathconian Number 1, November 1914

CHAPTER 4 - HONOURS, AWARDS AND MEMORIALSSECTION 1 - GENERAL

This chapter discusses the major honours, awards and memorials that have been bestowed on the Regiment and that the Regiment awards. In particular, Battle Honours, memorials, Freedom of the City, regimental commendations and awards, and gifts and presentations are discussed in the following sections.

SECTION 2 - BATTLE HONOURSARTICLE 4200 - GENERAL

1. “The Canadian battle honour system draws on the rich heritage of the British Forces. British battle honours originated with the army, which granted its first honour in 1695 and subsequently recognized honours as early as 1513 to the Corps of Gentlemen-at-Arms.”¹ Battle honours are awarded to units as a public commemoration of a battle or campaign. They give just recognition for outstanding achievements in battle.



Figure 20 – Presentation of the Second Guidon 1968, Iserlohn, West Germany (Regimental Museum Archives)

2. Battle honours were awarded to Canadian and British units in South Africa (with year dates as appropriate between 1899 and 1902). Later, army battle honours were awarded for:

- a. First World War – theatres, groups of battles, battles and actions;
- b. Second World War – theatres, battles, actions and engagements; and

¹ Flags, Ensigns, Colours, Pennants and Honours for the Canadian Forces, (Ottawa: Department of National Defence, 1980), Chapter 6, Section 1.

- c. Korea – for the overall campaign with year dates.

3. To qualify for approved battle honours the Regiment must have been actively committed against enemy ground troops in the prescribed locality and time limits of the operation. Normally, Regimental Headquarters and at least half of the squadrons must have been present to qualify for the honour.²

ARTICLE 4201 - REGIMENTAL BATTLE HONOURS

1. The Battle Honours awarded to Lord Strathcona's Horse (Royal Canadians) are:

- a. *South Africa*: SOUTH AFRICA 1900-1901;³
- b. *First World War*: FESTUBERT, 1915; SOMME, 1916, '18; Brazentin; Pozières; Flers-Courcelette; CAMBRAI, 1917, '18; ST. QUENTIN; AMIENS; HINDENBURG LINE; ST. QUENTIN CANAL; BEAUREVOIR; PURSUIT TO MONS; FRANCE AND FLANDERS, 1915-18;⁴
- c. *Second World War*: LIRI VALLEY; MELFA CROSSING; TORRICE CROSSROADS; GOTHIC LINE; POZZO ALTO RIDGE; CORIANO; LAMONE CROSSING; Misano Ridge; Casale; Naviglio Canal; Fosso Munio; ITALY, 1944-1945; IJSSELMEER; NORTH-WEST EUROPE, 1945;⁵ and
- d. *United Nations Operation – Korea*: KOREA, 1951-1953.⁶

2. The Battle Honours shown above in capital letters are emblazoned on the Guidon (see ARTICLE 5200 - The Regimental Guidon).

SECTION 3 - MEMORIALS

ARTICLE 4300 - GENERAL

1. Over the years the Regiment has both collected and donated an interesting array of memorials commemorating the Regiment's heroic acts or honouring the perseverance of individual Strathconas. Many of these memorials are dedicated to the memory of fallen Strathconas. Others, dedicated by different organizations, also include the Regiment or Strathconas due to the nature of the event or events they are commemorating. These memorials are of a variety of forms and can be found throughout Canada and around the world.

2. Two special memorials maintained by the Regiment are the Memorial Gong and the Roll of Honour. These two memorials are described in the following articles. A detailed list of other memorials dedicated to the Regiment or its members can be found at Annex E - MEMORIALS.

² Ibid. Chapter 6, Section 2.

³ General Order 230/1912, December 1912.

⁴ General Order 88/1931, 1 July 1931.

⁵ Canadian Army Order 33-1, Part "A" Supplement to Issue Number 611/1958, 1 September 1958.

⁶ Canadian Army Order 33-1, Part "A" Supplement to Issue Number 634/1959, 9 February 1959.

ARTICLE 4301 - THE MEMORIAL GONG

1. The Memorial Gong was unveiled at Calgary on Moreuil Wood Day 30 March 1930. The Memorial, which was purchased with funds subscribed by all ranks since the time of the First World War Armistice, consists of a bronze gong suspended by bronze chains from a mounting formed of four service lances. The heavy wooden base carries a bronze plate inscribed with the words “TO THE MEMORY OF THOSE MEMBERS OF THE REGIMENT WHO GAVE THEIR LIVES FOR KING AND EMPIRE DURING THE GREAT WAR 1914 – 18.”



Figure 21 – The Memorial Gong on Parade

2. The Gong was originally constructed so as to be transportable and always with Regimental Headquarters. The intention was to place Gong at the entrance to the guardroom where it would be used to sound the hours throughout the day. Although this particular practice is no longer kept, if indeed ever instituted, the Gong is always present on Memorial Parades and is struck at the eleventh hour of the eleventh day of the eleventh month if the Regiment parades at that time.

3. Majors M.J. Tanguay, CD and J.H.J. Russell, CD presented a replica of the Memorial Gong to the Officers’ Mess in 1987. Chief Warrant Officer C.H. Shadbolt, CD also presented a replica of the Memorial Gong to the Warrant Officers’ and Sergeants’ Mess in 1990 on his departure as Regimental Sergeant Major. At dinners in the respective messes, the replica is placed in front of the individual responsible for toasting our Fallen Comrades.

4. Miniatures of the Memorial Gong are given as gifts to outgoing Commanding Officers and Regimental Sergeants Major (See ARTICLE 4702 - Miniature Memorial Gong). No other miniature gongs may be presented as gifts to individuals under any circumstances.



Figure 22 – Replica of the Memorial Gong

ARTICLE 4302 - ROLL OF HONOUR

1. The Roll of Honour is a hand-scribed book detailing the names of all Strathconas who died in the service of their country. Strathconas who were serving on regimental duty during Celebration 2000 presented the Roll of Honour as a gift to the Regiment with the wish that the book be displayed in a public place to perpetuate the memory of fallen Strathconas.

2. The main page of the Roll of Honour reads:

“Recorded upon these pages are the names of those Officers, Non Commissioned Officers and Soldiers of Lord Strathcona’s Horse (Royal Canadians) who made the ultimate sacrifice for their Country and Sovereign. This book stands as a memorial to their valour, courage and perseverance.”

3. The Roll of Honour was signed by Her Excellency the Right Honourable Adrienne Clarkson, C.C., C.M.M., C.D., Governor General of Canada on 17 May 2000. The book is displayed publicly in the main entrance of the Harvey Building in Edmonton. The Regimental Orderly Officer turns the pages of the Roll of Honour daily.

SECTION 4 - FREEDOM OF THE CITY

ARTICLE 4400 - GENERAL

1. In ancient times troops were not welcome within the walls of towns. This stemmed from an aversion by the people towards large standing armies, the war-like appearance of bodies of troops in the streets disturbing the civil repose, and the often-real threat of infringement on civic rights. In addition, at one time recruiting was conducted by a time-honoured method of “beating the drum,” a press gang like procedure. Consequently, it became an honour and great distinction for a town to grant a particularly trusted military body the freedom for its armed parties to march through the streets with drums beating, colours flying and bayonets fixed.⁷

2. The granting of the Freedom of the City is the highest honour a municipality can grant a regiment. Lord Strathcona’s Horse (Royal Canadians) have been so honoured five times by: the City of Calgary, Alberta in 1965; the City of Iserlohn, Federal Republic of Germany in 1970; the City of Cranbrook, British Columbia in 1991; the City of Edmonton, Alberta on 20 May 2000; and the City of Winnipeg, Manitoba 28 May 2000. The Town of Nunspeet, Holland also granted the Regiment an Accolade on 19 April 2000. The proclamations for these occasions are proudly displayed in Regimental Headquarters and are repeated here as a matter of pride.

ARTICLE 4401 - CALGARY, ALBERTA

1. His Worship Grant MacEwan Mayor of the City of Calgary granted the Regiment, under the command of Lieutenant-Colonel W.J. Brown, CD the Freedom of the City on 1 October 1965. The proclamation reads:

“Citizens of Calgary, recognizing the long and pleasant association of the City and the Regiment would now join with me in paying tribute to the distinguished officers and men of the Lord Strathcona’s Horse (Royal Canadians) familiarly known as the Strathcona’s. The Calgary association goes back to the beginning of the century when Lord Strathcona gave assistance and his name to a new and able body of mounted men for service in the South African Theatre of War. Through the intervening years of war and years of peace Calgary has felt a special claim to the Strathcona’s. Now the regiment departs for further service overseas. The people of my city would join with me in saying good fortune and ‘will ye no come back again.’”

“Therefore, I, Grant MacEwan, Mayor, on behalf of the City and by the authority vested in me do hereby grant Lieutenant-Colonel W.J. Brown CD, Commanding Officer and through him to the officers and men of the Lord Strathcona’s Horse (Royal Canadians) the Freedom of the City of Calgary, whereby armed parties of the regiment will be allowed to march through the city with bayonets fixed, drums beating and colours flying.”

⁷ E.C. Russell, Customs and Traditions of the Canadian Armed Forces, (Ottawa: Minister of Supply and Services Canada, 1980), pp. 91 – 94.



Figure 23 – Freedom of the City Parade, Calgary, May 1996 (Regimental Museum Archives)

2. This Freedom of the City was last exercised on 21 May 1996 on the Regiment's departure for Edmonton, Alberta. The proclamation of the event signed by His Worship Mayor Al Duerr, reads:

“The greatest honour Calgary can bestow upon a military unit is to is to grant the Freedom of the City. This historic tradition signifies great respect and trust by the municipality and the citizens of Calgary in the professionalism and the quality of its resident soldiers and officers. Military units who receive Freedom of the City are granted the right to parade within the city with drums beating banners flying and bayonets fixed the Lord Strathcona’s Horse (Royal Canadians) is exercising this honour to commemorate its final year in Calgary. Over the years its members have been productive and strong citizens and Calgarians will miss the contributions they have made to our community. However regardless of where the Strathconas travel they will always be welcome in Calgary.

“Whereas: The Freedom of the City was originally granted to the Lord Strathcona’s Horse (Royal Canadians) in 1965 by Mayor Grant MacEwan.

“Whereas: This is the fifth time the Regiment has exercised its Freedom of the City.

“Whereas: Today’s event has special significance because it occurs in the year of the Lord Strathcona’s Horse (Royal Canadians) departure from Calgary.

“On behalf of the City Council and the citizens of Calgary I hereby give my permission to Lord Strathcona’s Horse (Royal Canadians) to exercise Freedom of the City.”

ARTICLE 4402 - ISERLOHN, GERMANY

On May 30, 1970 the Regiment, under command of Lieutenant-Colonel J.A.R. Gutknecht, CD was granted the freedom of the city by Oberbürgermeister Herr Einert of the City of Iserlohn. The proclamation states:

PROCLAMATION

“We, the Oberbürgermeister, and the Town Council of Iserlohn, in token of the cooperation and friendship which have existed between the members of the Regiment and our citizens, since the arrival of the Regiment in the town on the eleventh day of December, One Thousand Nine Hundred and Sixty Five.

“Do by these Presents confer upon you the Freedom of Entry into the Stadt of Iserlohn on ceremonial occasions with bayonets fixed, drums beating and colours flying in pursuance of a resolution passed by the Town Council on the twentysixth day of February, One Thousand Nine Hundred and Seventy.

“In Witness whereof we have caused the Common Seal of the Stadt to be hereunto affixed this thirtieth Day of May, One Thousand Nine Hundred and Seventy.”

ARTICLE 4403 - CRANBROOK, BRITISH COLUMBIA

On 15 June 1991, the Regiment, under command of Lieutenant-Colonel H.C. Ross, CD, was granted the freedom of the city by His Worship Michael Patterson Mayor of the City of Cranbrook. The proclamation states:

“To all men of Goodwill – Greetings – Be it known that, in a meeting assembled this Twenty-second day of April in the Year of our Lord One Thousand, Nine Hundred and Ninety-one. The Mayor and Aldermen of the Council – did –

“Resolve that pursuant to the Powers Vested in them by statue The Freedom of the City of Cranbrook be, and is, hereby conferred upon Lord Strathcona’s Horse (Royal Canadians) in recognition of our forefathers contribution to the Regiment under the command of Lieutenant-Colonel Samuel B. Steele In January of the year Nineteen Hundred; forty-nine men who could ride, shoot and fight joined the Fort Steele Troop for service in the South African Boer War.

“And by this resolution I Michael Patterson, Mayor, on behalf of the City and by authority vested in me, do hereby grant Lieutenant-Colonel H.C. Ross and through him the officers and men of Lord Strathcona’s Horse (Royal Canadians) the Freedom of the City of Cranbrook where by armed parties of the Regiment will be allowed to march through the city with bayonets fixed, drums beating and colour flying.”

ARTICLE 4404 - EDMONTON, ALBERTA

Under the command of Lieutenant-Colonel D.C. Hilton, CD the Regiment was granted the Freedom of City by the City of Edmonton on 20 May 2000. Freedom of the City was exercised with a mounted and dismounted parade in downtown Edmonton. The Freedom was granted during Reunion 2000. The proclamation given to the Regiment states:

“Garrisoned in Edmonton since 1996, Lord Strathcona’s Horse (Royal Canadians) was raised, almost without exception, in the Province of Alberta since 1900.

“Lord Strathcona’s Horse (Royal Canadians) has a rich and dynamic history, with service in both World Wars, Korea, NATO and numerous peacekeeping operations, including most recently Bosnia and Kosovo.

“In recognition of the 100th anniversary of the formation of Lord Strathcona’s Horse (Royal Canadians), the City of Edmonton would like to gratefully acknowledge the services rendered and duty bravely performed by this Regiment’s past and current members.

“Therefore, on behalf of the citizens of Edmonton, I, Mayor Bill Smith and members of City Council, do hereby grant Lord Strathcona’s Horse (Royal Canadians) the honour of Freedom of the City and the right to march through the streets of Edmonton with bayonets fixed, Guidon flying and drums beating.”

ARTICLE 4405 - WINNIPEG, MANITOBA

1. The City of Winnipeg presented the Regiment the Freedom of the City on 28 May 2000. The Strathcona Mounted Troop exercised the Freedom while they were in Winnipeg as part of the Troop’s Embarkation 2000 tour across Canada. The proclamation reads as follows:

“In recognition of the long association which has existed between the Lord Strathcona’s Horse (Royal Canadians) and the City of Winnipeg since the Regiment was formed in 1900 and in tribute to the members of the Regiment who have brought distinction to Canadian Arms and for the preservation of peace and security in our nation.

“On May 28th, 2000 the Commanding Officer did present himself and the members of the Regiment, on the occasion of its 100th anniversary, for inspection and to reaffirm the continuing ties between the Regiment and the citizens of Winnipeg.

“Therefore, I, Glen Murray, Mayor of the City of Winnipeg, in honour, do hereby reaffirm and permit the Lord Strathcona’s Horse (Royal Canadians) to exercise their traditional right of the ‘Freedom of the City’, and to march through the city with bayonets fixed, drums beating and colours flying.

“In witness whereof, I have hereunto set my hand and cause to be affixed the seal of the City of Winnipeg this 28th day of May, in the year two thousand”

ARTICLE 4406 - NUNSPEET, THE NETHERLANDS

Nunspeet was the last town to be liberated by the Regiment during the Second World War. On 19 April 1945, the Regiment was called upon by the Dutch Underground to flush out the remains of the occupation forces from the town of Nunspeet, the Netherlands. The Regiment placed a memorial in the town as part of Celebration 2000 (see ARTICLE E204 - Nunspeet Memorial Cairn – Nunspeet, the Netherlands). At the memorial ceremony on 19 April 2000, the Town of Nunspeet presented the Regiment with an Accolade commemorating their liberation fifty-five years earlier.

ARTICLE 4407 - FORT SASKATCHEWAN, ALBERTA

Under the command of Lieutenant-Colonel J. Cade, CD the Regiment was granted the Freedom of City by the City of Fort Saskatchewan on 15 May 2004. Freedom of the City was exercised with an honour guard and parade of current and historical vehicles, followed by vehicle displays and a Strathcona Mounted Troop ride. The proclamation given to the Regiment states:

“Lord Strathcona’s Horse (Royal Canadians) has established deep ties in the Province of Alberta and has earned a reputation for excellence in service and outstanding commitment to the people of Canada.

“Lord Strathcona’s Horse (Royal Canadians) has a rich and dynamic history and has represented Canada with great distinction through service during the Boer War, both World Wars, Korea and peacekeeping operations throughout the world.

“In 2003, the City of Fort Saskatchewan became affiliated with Lord Strathcona’s Horse (Royal Canadians) with the raising of the Regimental Flag at City Hall. This strong affiliation between our community and Regiment continues to be demonstrated by flying the Regimental Flag in its permanent home in Legacy Park.

“In recognition of this relationship with Lord Strathcona’s Horse (Royal Canadians), the City of Fort Saskatchewan would like to gratefully acknowledge the services rendered and duty bravely performed by this Regiment’s members.

“Therefore, on behalf of the citizens of Fort Saskatchewan, I, Mayor Ken Hodgins and members of City Council do hereby grant Lord Strathcona’s Horse (Royal Canadians) the honour of Freedom of the City and the right to march through the streets of Fort Saskatchewan with ‘Drums Beating, Bayonets Fixed and Colours Flying.’”

SECTION 5 - COMMENDATIONS AND RECOGNITIONS

ARTICLE 4500 - GENERAL

Through the creation of several commendations and awards, the Regiment and Regimental Society have recently begun to formally recognize the impact that many individuals have had on the well being of the Regiment and the Regimental Family. Recognition of this nature was not possible with the traditional individual and group awards and trophies. The following regimental commendations and awards are presented to individuals who have helped or are continuing to help promote the values of the Regiment in a most significant or enduring way.

ARTICLE 4501 - THE COLONEL-IN-CHIEF’S COMMENDATION

1. The Colonel-in-Chief’s Commendation is awarded to Strathconas who are be recognized within the Regimental Family as having provided exceptional service and selfless dedication in the interests of the Regiment and whose longstanding conspicuous commitment and perseverance have provided great benefit to the Regiment and a lasting contribution to its objectives.
2. His Royal Highness The Prince of Wales awards and signs the Commendation on the recommendation of the Colonel of the Regiment. The first award of this Commendation was made at the 2002 Moreuil Wood Parade. Recipients of the Colonel-in-Chief’s Commendation are detailed at Table 2.

Table 2 – Colonel-in-Chief’s Commendation Recipients

Canon Robert Stuart Harvey Greene	Major Clarence Norman “Nic” Nicolay, MC, CD
Master Warrant Officer Alan “Mucker” Langan, CD	Colonel Desmond Deane-Freeman, CD

ARTICLE 4502 - PATRONS AND FRIENDS OF THE REGIMENT

In the past decade the Regimental Society has formally honoured special patrons and friends of the Regiment for their significant contribution in helping to preserve the customs and traditions of the Regiment by bestowing upon them the title of Patron the Regimental Society, Patron of the Ceremonial Mounted Troop Foundation or Friend of the Regimental Museum. The Board of Directors of the Regimental Society approves all appointments to the list of Patrons and Friends of the Regiment. To date the Regiment has been most pleased to honour the Patrons listed at Table 3. An up-to-date list of Friends of the Lord Strathcona's Horse (Royal Canadians) Regimental Museum is displayed at the entrance to the Museum.

Table 3 – Patrons of the Regiment

Patrons of the Regimental Society	
Mr. Dick Blockberger	Major Roy A. Farran, DSO, MC, L of H, COG, LOM
Mr. Alan M. Graham	Miss Helen C. Kozicky, CD
Major-General William Arnold Howard, CMM, CM, CD, QC ⁸	
Patrons of the Ceremonial Mounted Troop Foundation	
Mr. Alfred H. Balm	Mr. Alan M. Graham
Miss Helen C. Kozicky, CD	

ARTICLE 4503 - COMMANDING OFFICER'S COIN

1. In 2003, the Commanding Officer, Lieutenant-Colonel J. Cade, CD, initiated a Commanding Officer's Coin as a means of putting in place a simple, yet noteworthy method of recognizing individuals in the Regiment who have performed well. The purpose of the coin is to recognize achievements with ease and to fill holes left by established honours and awards. A written set of criteria was specifically avoided. Instead, the Commanding Officer must personally explain to the Regiment why an individual is awarded the coin.

⁸ Honorary Member.



Figure 24 – The Commanding Officer`s Coin

2. The coins are pewter in colour and four centimetres in diameter. The reverse contains the regimental name and the word “PERSEVERANCE” around the outside and the cross-lance logo with a background of enamelled regimental colours. The obverse of the coin contains a regimental badge and with the words “PRESENTED BY THE COMMANDING OFFICER... FOR OUTSTANDING SERVICE” around the outside. Each coin is serialized. A record of the details of for each presentation shall be maintained by the Regimental Museum.

SECTION 6 - AWARDS AND TROPHIES

A quick look around the hall of squadron or regimental lines or a read of past editions of The Strathconian will indicate that the Regiment has been presenting awards and trophies to individuals and groups for professional conduct, dedication or performance in sport since the very beginning. The nature of some of these awards and trophies may have changed somewhat over the years with certain trophies, for example, being resurrected and renamed to suit the current trend or sport. What has remained constant, however, is the fact that competition and recognition are important and integral parts of regimental life. Due to the number of awards and trophies that are currently presented by the Regiment, they are detailed separately at Annex F - AWARDS AND TROPHIES.

SECTION 7 - GIFTS AND PRESENTATIONS

ARTICLE 4700 - GENERAL

1. The Regiment acknowledges the relinquishment of special appointments and honours distinguished service and contributions to the Regiment through a series of special awards and presentations. To ensure the significance of the award is maintained, it is prohibited to present the award to individuals or groups other than those noted as being the intended recipients.

2. When an award has been presented previously to an individual or group, the Commanding Officer or award committee may elect to substitute the presentation with another appropriate gift.

ARTICLE 4701 - CEREMONIAL OFFICER STATUETTE

In 1982 Colonel Andre Gauthier, CD a well-known Canadian sculptor who was serving as an officer in the Canadian Forces Security Branch, was commissioned by the Regiment to sculpture a statuette of a Strathcona Officer in ceremonial dress. Presentation of the statuette is reserved for Colonels of the Regiment on relinquishing their appointment. Colonel Gauthier holds the mould for these statuettes in trust. Major-General J.C. Gardner, CD received the first of these statuettes on relinquishing the appointment on 11 November 1982. The Second in Command is responsible for maintaining the stock of statuettes.



Figure 25 – Ceremonial Officer Statuette

ARTICLE 4702 - MINIATURE MEMORIAL GONG

Presentation of a miniature Regimental Memorial Gong (see ARTICLE 4301 - The Memorial Gong) is reserved for presentation to outgoing Commanding Officers and Regimental Sergeants Major. The Second in Command is responsible for maintaining the pattern and stocking this gift.



Figure 26 – Regimental Shabrack



Figure 27 – Embroidered Regimental Badge on Banner

ARTICLE 4703 - REGIMENTAL SHABRACK

1. In 1977, Lieutenant-Colonel J.L. Ellard, CD initiated a practice whereby outgoing Seconds in Command (if he has not received one as a squadron commander), Squadron Commanders and Squadron Sergeants Major are presented with a shabrack on departure. As a consequence, the shabrack is not sold in the Kit Shop. If the Second in Command has already received a shabrack as a squadron commander, then he is presented with a large embroidered regimental badge on a black banner. The Second in Command is responsible for maintaining the pattern and stocking these gifts.

ARTICLE 4704 - RETIREMENT CERTIFICATE OF SERVICE

Members of the Regiment, regardless of their branch or trade, or Strathconas on extra-regimental employment who retire after twenty years of service in the Canadian Forces are presented with a Regimental Certificate of Service. The certificate is signed by the Colonel of the Regiment and the Commanding Officer and is normally presented by the Commanding Officer. The Second in Command is responsible for maintaining a stock of these certificates.

ARTICLE 4705 - REGIMENTAL BRANDING IRON

The Regimental Branding Iron, which was approved by the province of Alberta on 19 May 1983, consists of an iron with the Regimental Brand in the form of an “L” over a lazy “S” mounted on a wooden plaque.⁹ A brass plate describing the circumstances of any presentation is mounted on the plaque. The branding iron is given on behalf of the Regiment to individuals to recognize their special effort benefiting the Regiment and to honour distinguished visitors. The branding iron is only awarded with the approval of the Commanding Officer.



Figure 28 – Regimental Branding Iron

ARTICLE 4706 - REGIMENTAL PLAQUE

The Regimental Plaque (Figure 29) is awarded to individuals to commemorate a special occasion or to recognize a particular effort. The plaque will be awarded only with the concurrence of the Commanding Officer. The plaque consists of the regimental badge mounted on, or carved into, a wooden plaque with a metal plate describing the circumstances of the presentation.



Figure 29 – Regimental Plaque

⁹ Province of Alberta, Office of the Recorder of Brands, Alberta Agriculture, Stettler, Alberta. Licence Number H 18415. The brand was registered for life in 1996.

CHAPTER 5 - THE REGIMENTAL GUIDON AND COLOURSSECTION 1 - GENERAL

1. In the days when hand-to-hand battle was the rule rather than the exception, soldiers and their leaders carried public displays of their personal and group achievement in the form of heraldic bearings. These bearings were displayed on shields, jackets and banners. Shields and colourful jackets have gone but the banners remain in the form of guidons, standards and colours. Similarly, the practice of displaying unit achievements remains

2. The term “guidon” is derived from the Old French word “guydhomme,” which designated the banner carrier by the leader of horse. Eventually, the word shifted from the idea of the rank of the officer who bore the guidon into battle to the colour itself.

3. In the British tradition, Household Cavalry and Dragoon Guards carry standards, which are very large almost square flags while dragoon and cavalry regiments carry a guidon with two broadly shaped points added to the open edge or fly. Normally, colours are not granted to the cavalry, as they are reserved for foot guards and infantry line regiments.¹ Canadian armoured regiments follow these practices.



Figure 30 – Guidon Party in 1938 (WO2s A.G. Jacobs, H.A. Payne and W. Atkinson) (Carrying the 1932 Guidon) (Regimental Museum Archives)

4. The Guidon not only symbolizes the Regiment’s loyalty to the Crown and to Canada but also commemorates the deeds and sacrifices of those members of the Regiment who have gone before. The Guidon is a sacred object and the most prized possession of the Regiment. Consequently, all members of the Regiment, and other servicemen alike, afford the Guidon the greatest respect. Individual officers and soldiers will always salute when passing or being passed by the Guidon. Formed bodies of troops shall also pay appropriate compliments.

¹ E.C. Russell, pp. 173 – 174.

SECTION 2 - THE REGIMENTAL GUIDONARTICLE 5200 - THE REGIMENTAL GUIDON

1. The Regimental Guidon is made of crimson silk damask, embroidered and fringed with gold, mounted on a lance measuring seven feet four inches long. To the top left-hand corner of the Guidon are attached ruffles and cords of crimson silk and gold cord mixed. The Guidon itself measures three feet five inches in length (to the ends of the swallowtails) and two feet three inches in depth exclusive of the fringe, which is about two inches in length. The upper and lower corners of the Guidon are rounded off at twelve inches from the end. The point of the slit is two feet, seven inches from the lance and equidistant from the upper and lower edges. The width of the slit at the point of the swallowtail is 13 1/2 inches.²
2. The central device consists of a portion of the regimental badge encircled by the Regiment's full title and surmounted by the crown. The whole is enclosed by a wreath of autumnal tinted maple leaves denoting more than nine battle honours, joined together at the bottom by a scroll bearing the regimental motto.
3. In the upper left hand or first corner is the White Horse of Hanover signifying our cavalry origins. This device is repeated in the right hand or fourth quarter.
4. The Regiment's abbreviated title is found in the second and third quarters.



Figure 31 – The Regimental Guidon

² Flags, Ensigns, Colours, Pennants and Honours for the Canadian Forces, Chapter 5, Annex A.

5. The Guidon displays just some of the Battle Honours that the Regiment has won over the years since only twenty-two can be shown at one time.³ The Battle Honours are listed in chronological order starting at the top, and alternating from left to right downwards in two columns.

6. The Regiment received its first Battle Honour “South Africa 1900-1901” in 1912. In 1932, the Regiment received its first Guidon with the following Battle Honours inscribed:⁴

- a. South Africa 1900-1901;
- b. Festubert, 1915;
- c. Somme, 1916, ‘18;
- d. Cambrai, 1917, ‘18;
- e. St. Quentin;
- f. Amiens;
- g. Hindenburg Line;
- h. St. Quentin Canal;
- i. Beaufort;
- j. Pursuit to Mons; and
- k. France and Flanders, 1915-18.

7. The Battle Honours Brazentin, Pozières and Flers-Courcelette were omitted due to the limitations placed on the number of battle honours that could be displayed from the First World War.

8. Second World War and Korean War Battle Honours were added to the second Guidon when it was presented in 1968. A full list of Battle Honours is at ARTICLE 4201 - Regimental Battle Honours.

ARTICLE 5201 - GUIDON PRESENTATIONS

1. The first Regimental Guidon was presented to the Regiment in Calgary by the Governor General of Canada, the Earl of Bessborough, on 17 September 1932. The first Guidon was deposited in Saint Stephen’s Church, Calgary on 30 September 1970 having been replaced by a second Guidon bearing additional Battle Honours for the Second World War and Korea. The second Guidon was presentation by Field Marshal Sir Richard Hull, KCB, DSO on 26 July 1968 in Iserlohn, Federal Republic of Germany.

2. Her Honour, the Honourable Lois Hole, Lieutenant Governor of Alberta, presented the Regiment’s third Guidon, which displays the same Battle Honours as the 1968-Guidon, at Steele Barracks in Edmonton on 18 May 2000.

³ Ibid. Chapter 6, Section 3. Limitations placed on the number of battle honours that may be displayed on Colours/Guidon are: prior to 1914 – no limit; First World War – maximum of ten; Second World War – maximum of ten; and Korea – maximum of two.

⁴ The Battle Honours were authorized at General Order 230/1912, December 1912 (South Africa) and General Order 88/1931, 1 Jul 1931 (‘The Great War’).



Figure 32 – Guidon Presentation Parade, 17 September 1932, Mewata Armouries, Calgary, Alberta (Regimental Museum Archives)

3. The first Guidon was returned from Saint Stephen's Church to regimental lines on 25 October 1990 in a ceremony officiated by Donald Euan Palmer Howard, 4th Baron Strathcona and Mount Royal, the great, great grandson of Sir Donald Smith. The first Guidon is now held in the Regimental Museum. The second Guidon was laid up in the Alberta Legislature on 29 November 2000.

ARTICLE 5202 - GUIDON BELT

In February 1998, Lieutenant-Colonel T.J. Grant, CD and Chief Warrant Officer C.H. Hills, CD presented a Guidon Belt to the Regiment. The eight Battle Honours currently not displayed on the Guidon are now displayed on the front of the Guidon Belt. The belt is displayed with the Guidon in the Harvey Building and is worn by the Guidon Bearer when carrying the Guidon.

ARTICLE 5203 - SAFEKEEPING THE GUIDON

1. The Guidon used to be displayed in the Officers' Mess until the Regiment's move to Edmonton in 1996 where, until November 2003, it was kept uncased in a secure display in the main foyer of the Harvey Building. The Guidon is now displayed in the Mariner Room (Officers' Rest Area) in regimental lines. The Guidon is only removed from the case and displayed, on order of the Commanding Officer, under the following circumstances:

- a. In the Officers' Mess during regimental functions;
- b. Permanently in the Officers' Mess if a secure and appropriate display case is provided;



Figure 33 – Guidon Belt

- c. Behind the head table in the Warrant Officers' and Sergeants' Mess on the occasion of a mess dinner in that Mess;
- d. At the location of an All Ranks' celebration. When so authorized, an escort to the Guidon will be detailed; or
- e. On such other occasions that the Commanding Officer authorizes.

SECTION 3 - PARADING THE GUIDON

ARTICLE 5300 - OCCASIONS FOR PARADING THE GUIDON



Figure 34 – The Strathcona Guidon Party (1996)

- 1. The Guidon may be paraded only:
 - a. as detailed in the Table of Honours and Salutes Accorded to Important Personages;⁵
 - b. on Her Majesty, the Queen's birthday;
 - c. at a funeral of a dignitary entitled to a one hundred-man guard of honour;
 - d. on a unit ceremonial parade, at the discretion of the Commanding Officer; and
 - e. on occasions as directed by National Defence Headquarters.

- 2. The Guidon shall not be paired with any other flag or colour when paraded.

ARTICLE 5301 - CARRYING THE GUIDON

1. Originally, cavalry guidons were carried by a "Coronet of Horse" (roughly equivalent to a second lieutenant but not commissioned by the sovereign) and guarded by sergeants. In due course, presumably with the abolition of the Coronet of Horse rank, the practice of carrying the Guidon evolved (circa. 1822) to the Regimental Quartermaster Sergeant or the senior sergeant major to free officers to remain forward to lead in battle.

2. This too is no longer the case. The Regimental Quartermaster Sergeant is no longer a unit warrant officer, as is the case in the British Army where the tradition evolved. Today the Regimental Guidon, as with other Canadian armoured regiments, is carried by the Technical Quartermaster Sergeant and is guarded by two warrant officers. A sergeant serves as the Orderly.

⁵ Canadian Forces Administrative Order 61-8 (Military Honours and Gun Salutes), Annex A, Serials 1 to 11 inclusive. Also detailed at The Honours, Flags and Heritage Structure of the Canadian Forces, (Ottawa: Department of National Defence, 1999), Chapter 13.

ARTICLE 5302 - THE GUIDON PARTY

1. The composition of the Guidon Party is as follows:
 - a. Guidon Bearer. The Guidon Bearer is normally the senior crewman master warrant officer in the Regiment, when available. The Bearer will always be a crewman;
 - b. Guidon Escort. Two crewman warrant officers form the escort; and
 - c. Orderly. A crewman sergeant serves as the Guidon Party Orderly.
2. The Guidon Party, less the Orderly, will wear ceremonial dress. The Bearer wears the Guidon Belt and a sword, while the escorts wear swords and cross belts.

ARTICLE 5303 - GATHERING AND RETURNING THE GUIDON

1. When gathering the Guidon from the display in the Harvey Building, the Guidon Bearer orders the escorts to draw swords. At this time, he joins the upper portion of the pike containing the Guidon with the lower portion. The Guidon is then cased. Once the Guidon is cased, the Guidon Party then proceeds to the place of the ceremony, keeping the Guidon under guard at all times. Once in possession of the Guidon, the Guidon Party does not stand at ease. In addition, since a soldier with sword drawn salutes by coming to the carry (i.e. the carry is considered a salute), the escort does not execute any other salute at any time.
2. Returning of the Guidon is conducted in the reverse manner. Once secured, custom allows the Guidon Party a beverage at the Officers' Mess for returning the Guidon safely.

ARTICLE 5304 - HOSTING THE GUIDON PARTY

It is customary for the Guidon Party to be hosted by the Officers' Mess immediately after the Guidon is returned from parades and ceremonies for safekeeping. The President of the Mess Committee is responsible to ensure that the Guidon Party is suitably entertained with a traditional drink of rum, purportedly from the historical issue of the spirit, immediately after the Guidon is returned to its display. The drink is normally shared with the Commanding Officer.

SECTION 4 - THE KING'S COLOURARTICLE 5400 - GENERAL

Traditionally, cavalry regiments carry standards or guidons and have done so since the time of William the Conqueror. Normally, colours are not granted to the cavalry, as they are reserved for infantry regiments.

ARTICLE 5401 - PRESENTATION OF THE KING'S COLOUR

1. On 15 February 1901, Strathcona's Horse, in the presence of Lord Strathcona himself, was presented with a King's Colour in a ceremony at Buckingham Palace on the Regiment's return from South Africa. On presenting the Colour, His Majesty King Edward VII stated, "it was the intention of my late mother to present you with this colour. I do so now and ask you to guard it in her name and mine."⁶

⁶ Lord Strathcona's Horse (Royal Canadians), Strathcona's Horse: South Africa 1900 - 1901, (Calgary: Bunker to Bunker Publishing, 2000), p. 117.

2. It would seem that the Regiment was a rare position. It is generally thought that the Regiment could not have colours as it was only entitled to a guidon. Strathcona's Horse in South Africa, however, was never considered by the British to be cavalry. The decision to grant a colour rather than a guidon was based on the fact that Strathcona's Horse was "equipped and armed as Mounted Rifles."⁷ The Regiment was equipped with Lee-Enfield rifles (with sword bayonets) and Colt revolvers, not with swords or any other type of cavalry weapon in use during those days. In South Africa, the Regiment was also employed primarily as mounted scouts conducting reconnaissance and protection tasks, not as cavalry. Strathcona's Horse, therefore, appropriately and proudly received the King's Colour, not a guidon.

ARTICLE 5402 - DESCRIPTION OF THE KING'S COLOUR



Figure 35 – The King's Colours (Replica)

1. The King's Colour is a Union Jack mounted on a staff measuring 8 feet 8 inches. A gold crown and lion surmount the colour. The colour itself is 44 3/4 inches wide by 36 3/4 inches high. The flag material is fine silk while the edging is an alternating red and gold spun fringe.

2. The staff is inscribed "Presented by His Most Gracious Majesty The King Emperor to Lord Strathcona's Corps in recognition of services rendered to the Empire in SOUTH AFRICA 1900."

ARTICLE 5403 - SAFEKEEPING THE KING'S COLOUR

1. The King's Colour was turned over to Lord Strathcona's estate when Strathcona's Horse was disbanded in March 1901. It was not until 1928 that the King's Colour was returned to the Regiment, but "being an infantry colour it was not carried on parades."⁸ The original is now held in the archives of the Regimental Museum. The King's Colour has deteriorated over the years to the extent that it can no longer be displayed.

2. A replica of the King's Colour was commissioned by the members of the Warrant Officers' and Sergeants' Mess and was presented to the Regiment by Chief Warrant Officer C.H. Shadbolt, CD during the Change of Command Parade on 27 June 1989. The replica was secured in the Warrant Officers' and Sergeants' Mess in Calgary until the move to Edmonton in 1996, where it is now kept in a display case at the entrance to Regimental Headquarters. The Regiment may parade the King's Colour from time to time, consistent with custom, provided that it is not paired with the Guidon during such occasions.

SECTION 5 - OTHER FLAGS AND BANNERS

ARTICLE 5500 - GENERAL

1. In addition to the Guidon and King's Colour, the Regiment has received other flags and banners. The majority of these were presented during the euphoric period between the founding of the Regiment and its departure overseas for South Africa. Unfortunately, little of the history of these presentations has been recorded or maintained. More regrettably, many of the devices have been lost over the years and are

⁷ Militia Order 26/1900, 1 February 1900.

⁸ R. Cunniffe, The Story of a Regiment, (Calgary: Lord Strathcona's Horse (Royal Canadians), 1995), p. 172.

no longer available to the Regiment. These include an official Battle Flag, which was authorized on 11 January 1917 and an unofficial Regimental Banner presented in 1918 by Lady Strathcona for the March to the Rhine. Both of these flags have been lost.

2. Through the generosity of members and friends of the Regiment, steps are being taken to restore or replicate many of the flags and banners of past years.

ARTICLE 5501 - THE SUDBURY FLAG

1. In order to demonstrate their patriotism and loyalty in a tangible way, the citizens of Sudbury, Ontario presented the Regiment with a flag on 7 March 1900. The flag was supposed to be presented in Sudbury as the Regiment moved through but a manufacturer's delay resulted in it being presented on Ottawa, Ontario. Sudbury's Member of Parliament, Mr J.B. Klock, addressed the Regiment in the presence of His Excellency the Governor General and Lady Minto, the Minister of Militia and Defence, Dr. F.W. Borden, Sir Charles Tupper Bart, GCMG, CB and several other prominent members of Parliament before the flag was presented to the Regiment.

2. The Sudbury Flag was hand-worked by the ladies of the town. It is a red flag of double silk with a bullion fringe, an ensign in the upper left corner, and "Strathcona's Horse" embroidered in gold lettering. The flag was presented on a polished oak staff with a spearhead made of nickel, on top of which was a gold cord with gold tassels. The flag measures 55 inches by 38 3/8 inches including the bullion fringe. The ensign in the upper left corner is 17 1/4 inches high and 26 1/2 inches wide.



Figure 36 – The Sudbury Flag (Replica)

3. During the Change of Command Parade on 27 June 1989 Mr. George Milne presented a replica of the Sudbury Flag to the Regiment. Mr. Milne, an enthusiastic supporter of the Regiment, was instrumental in researching the history and guiding the reproduction of the replica. The original Sudbury Flag is held in the archives of the Regimental Museum.

ARTICLE 5502 - PRESENTATIONS BY OTHER CIVIC GROUPS

Two other flags were presented to the Regiment while en route from Ottawa to Halifax to sail to the South African War. The citizens of Campbellton, New Brunswick presented one while the other was presented in Moncton, New Brunswick. The details of these flags are not available and their whereabouts are unknown.

ARTICLE 5503 - SILK GUIDONS

1. During the same period that the unit received a number of flags and banners from various cities, it also received four silk guidons or pennants from Mrs. Robert Borden, the wife of the Minister of Militia and Defence, on behalf of the ladies of the Civil Service. The guidons were present at a mounted parade in front of the Parliament Buildings in Ottawa on 8 March 1900. The four guidons, one for the Commanding Officer and one each for A, B and C Squadrons have since been lost or stolen.

2. The silk guidons were made of red silk with a broad band of white silk down the centre, across which was inscribed the name “Strathcona’s Horse” worked in red silk. Lord Strathcona’s crest is in the left corner. The crest is oval-shaped and Lord Strathcona’s motto “Perseverance” is worked in crimson letters upon the white ground of the garter. The garter is outlined in gold and has a gold buckle. The crest is surmounted by a baron’s coronet. In the middle of the garter is a maple leaf embossed in shades of green. On the maple leaf is a beaver, in shades of brown. The designating letters “A.,” “B.,” “C.” or “C.O.,” as appropriate, are in the lower corner of each guidon. Each guidon was attached to a lance by four crimson ribbons.




Figure 37 – Officers of Strathcona’s Horse Prior to South Africa, Ottawa, 1900 (Regimental Museum Archives)

3. In 1929, the Regiment requested the Royal Canadian Mounted Police (RCMP) to conduct an investigation into the loss of the silk guidons under which it first fought but they were not found. In later years, however, one of the guidons was found in the RCMP Commissioner’s office. Presumably because the continued existence of the Regiment was not known, the guidon was sent to the RCMP Centennial Museum in Regina, Saskatchewan. In 1989, the Regiment requested that the “A” Squadron guidon be returned to the Regiment. This request was refused.

ARTICLE 5504 - THE ROYAL CANADIAN MOUNTED RIFLES BANNER

1. On 24 September 1904, The Royal Canadian Mounted Rifles were presented with a Royal Banner granted to all Canadian regiments that served in South Africa. His Excellence, the Earl of Minto, Governor General of Canada presented the Regimental Banner in Winnipeg on behalf of the British Government.⁹ Royal banners are presented on rare occasions as “special marks of Royal favour.” They are not consecrated Colours. The design of Royal Banners varies by circumstance and they are not replaced when worn.¹⁰

⁹ Ibid. p. 90.

¹⁰ The Honours, Flags and Heritage Structure of the Canadian Forces, p. 4-7-1.



Figure 38 – The Royal Canadian Mounted Rifles Banner (Regimental Museum Archives)

2. The use of the name Canadian Mounted Rifles (CMR) during the period of the South African War can be very confusing. The second contingent that Canada sent to South Africa was comprised of two new units raised specially for the occasion: 1 CMR who were later referred to as The Royal Canadian Dragoons and 2 CMR who were, as a result of the above, simply referred to as the CMR. The fourth Canadian contingent was a unit of mounted rifles known as the 2nd Regiment CMR.¹¹ To complicate matters both the CMR in 1900 and the 2nd Regiment CMR in 1901/02 were commanded by Lieutenant-Colonel T.D.B. Evans, DSO, who also commanded the Permanent Force unit, A Squadron Canadian Mounted Rifles later re-designated The Royal Canadian Mounted Rifles, in Winnipeg between 1901 and 1907.

3. It is believed that when the Royal Banners were being presented in 1904, The Royal Canadian Mounted Rifles were chosen to best represent the CMR units who fought in South Africa. Like Strathcona's Horse, all of the overseas CMR units had been disbanded upon their return from the war. Many of the individual officers and soldiers who fought with the CMR units in South Africa, however, ended up in A Squadron Canadian Mounted Rifles when the unit was formed in 1901. It could be argued that the presentation of the Banner allows the Regiment to perpetuate names of the CMR and 2nd CMR. While the Regiment does not officially perpetuate these two units, the fact that the Banner rightfully belongs to the Regiment does add to its unique heritage.

4. According to official reports of 1903, Strathcona's Horse, Canada's third contingent the South African War was to receive a Royal Banner in addition to The Royal Canadian Mounted Rifles (and The Royal Canadian Dragoons, The Royal Canadian Field Artillery, The Royal Canadian Garrison Artillery and The Royal Canadian Regiment).¹² It is unclear, however, whether a banner was ever produced for Strathcona's Horse and to whom it might have been presented, as the Regiment had been disbanded upon return from South Africa in 1901 and did not remerge until 1909 when The Royal Canadian Mounted Rifles were so named.

5. The Royal Canadian Mounted Rifles Banner has an ensign in the upper-left corner. The Banner contains the names of key battles (not battle honours) of the 1st and 2nd Canadian Mounted Rifles (i.e. two of the Canadian units raised for special service in South Africa in 1900 and 1901 respectively).

6. For many years The Royal Canadian Mounted Rifles Banner was displayed in the Officers' Mess of Lord Strathcona's Horse (Royal Canadians). The Banner is now held in the Regimental Museum Archives, but it has deteriorated to a point where it can no longer be publicly displayed.

¹¹ John Martinson and Micheal R. McNorgan, The Royal Canadian Armoured Corps: An Illustrated History, (Toronto: Robin Brass Studio, Inc., 2000), pp. 23 – 28.

¹² Department of Militia and Defence, Report for the Year ended December 31, 1903, Sessional Paper 35, (Ottawa: S.E. Dawson, 1904), p. 42. The Report referred to the Banners as "War Honours of Canadian Regiments" and called them "Colours especially designed for the purpose... in recognition of their valuable services to the Empire."

CHAPTER 6 - REGIMENTAL BADGES AND DEVICESSECTION 1 - THE REGIMENTAL BADGEARTICLE 6100 - GENERAL

1. Although the Regiment's formation dates back to 1900, the current-day badge did not come into existence until 1912. The regimental badge is, however, a variant of earlier badges. The regimental badge is the only official badge of the Regiment.

2. The Regiment has the distinction of wearing the coat of arms of an individual as part of our regimental badge. With the exception of the crown, the regimental name and title and its floral border, the badge is the personal crest and coat of arms Sir Donald A. Smith, Lord Strathcona and Mount Royal, which he had adopted from those of the North West and Hudson Bay Companies.¹

ARTICLE 6101 - DESCRIPTION

1. The official description of the current badge is as follows:

“Lord Strathcona’s Coat of Arms (without supporters), being a shield surmounted by a maple tree inclined to the left, and half cut through by a beaver working at the base; in the chief a demi lion rampant; in the centre a railroad spike and hammer crossed; in the base a canoe bearing flag inscribed “N.W.”, and containing four men; the whole surrounded by a ribband which is encircled by a wreath of [three] Roses, [four] Thistles, [six] Shamrocks, and [fourteen] maple leaves, and inscribed “LORD STRATHCONA’S HORSE (ROYAL CANADIANS),” surmounted by a scroll bearing the motto “PERSEVERANCE,” and the whole surmounted by a Tudor Crown”²



Figure 39 – The Regimental Badge³

¹ The North West Company was incorporated into the Hudson's Bay Company in 1821. The North West Company badge is notable in that it has a banner with the word “PERSEVERANCE” with a maple tree (straight), canoe and a beaver working at the base of the tree underneath the banner. The letters “NWC” are written in script below the canoe.

² General Order 2/1912, January 1912.

³ The Regimental Badge shown here is a copy of the most recent official photo authorized by Director of Ceremonial on behalf of Her Majesty Queen Elizabeth II in 1982.

2. The beaver on the badge represents the industry of Canada, Lord Strathcona's adopted country. It is interesting to note that some have suggested that the leaning maple tree, unlike the straight tree on the original badge, marked the passing of Lord Strathcona in 1914. This change, however, was incorporated in 1912; two years before the death of Lord Strathcona, presumably to more easily depict the perseverance of the beaver. The demi lion rampant is the Red Lion of Scotland, Lord Strathcona's native land. The railroad spike and hammer represent his connection with the construction of the Canadian Pacific Railway and records the fact that he drove the last spike signifying the completion of this cross-country railroad on 7 November 1885. The canoe bearing the flag with "NW" on it shows his connection with the development of the northwest and the North West Company. The wreath shows Canada's link with the British Isles. The motto is that of Lord Strathcona. The crown surmounting the badge signifies that the Regiment is a "Royal" regiment, an honour granted the Regiment by the sovereign in 1903.⁴

3. A Tudor Crown (commonly referred to as a "King's" Crown) originally surmounted the badge until 1952 when the crown was changed to an Edwardian ("Queen's") Crown after the coronation of Her Majesty Queen Elizabeth II in 1952. The crown on the regimental badge would be changed to that of the reigning sovereign. For interest's sake, the regimental badge of Strathcona's Horse from 1900 – 1901, shown in Figure 40, is surmounted by a baron's cornet.



Figure 40 – Regimental Badge of Strathcona's Horse (1900 – 1901)

ARTICLE 6102 - DUPLICATION

In order to protect the image of the Regiment and ensure the quality of production of items, the regimental badge will not be duplicated, displayed or used without the express consent of the Commanding Officer and then only in support of a regimental activity.⁵

ARTICLE 6103 - THE STRATHCONA BROOCH

1. In the late fall of 1914, an unknown donor delivered a brooch in the design of the regimental badge to Lord Strathcona's Horse (Royal Canadians) who were in England. The brooch is made of 15-carat gold. It is interesting to note that 15-carat gold was only used between 1880 and 1918. Heming & Company Limited of London, England made the Strathcona Brooch in 1914.

2. The donor stipulated the brooch be presented to the wife of the most recently married junior subaltern. After the brooch was presented, it was forgotten in the passage of time. In 1940, the daughter of the subaltern who had received the brooch in 1914 sent it to the Commanding Officer, Lieutenant-Colonel F.M.W. Harvey, VC, MC, C de G. The name of the original recipient and the daughter are not known. It is known, however, that they had asked the tradition to continue and the brooch again was

⁴ General Order 153/1903, October 1903.

⁵ The reproduction and use of the badge, including restrictions, is governed by Canadian Forces Administrative Order 62-4 (Canadian Forces Badges).

given to the wife of the most recently married junior subaltern. This was done and again the history and circumstance of the brooch were overlooked.

3. Colonel D.N.D. Deane-Freeman, CD being aware of the history of the brooch, took it upon himself to recover it from the family who received it in 1940. With the full agreement of the members of the family, they returned the brooch to the Regiment on 16 July 1987. Lieutenant-General René Gutknecht, CMM, OstJ, CD, Colonel of the Regiment, received the brooch on behalf of the Regiment and, recognizing it as an heirloom, assured all concerned it would be treated as such.



Figure 41 – The Strathcona Brooch

4. Today the wife of the Commanding Officer wears the brooch at any event she so chooses. The brooch is passed to the wife of the next Commanding Officer following change of command parade.

5. The Strathcona Brooch shall not be replicated. Many similar styles of silver and brass brooches, with or without decorative studs, however, have been produced in the past. It is acceptable that these brooches be reproduced provided the design and quality of brooch are approved by the Second in Command. Anyone who wishes to wear a regimental brooch may do so.

SECTION 2 - THE REGIMENTAL LOGO

ARTICLE 6200 - GENERAL

In addition to the regimental badge, Lord Strathcona's Horse (Royal Canadians) uses a regimental logo to represent the many aspects of the Regiment. The current logo was first used in 1984 when it was designed for the Ceremonial Mounted Troop trailer as a recognizable symbol for the Mounted Troop. Over the years the Regiment and the Regimental Society have adopted the use of the regimental logo as a common symbol of the Regiment because of its attractiveness and simplicity. The regimental logo remains “an unofficial, non-heraldic, identification mark”⁶ which may be used to represent the many activities of the Regimental Family, the Regimental Society and the Regiment. The regimental logo shall not replace the regimental badge when officially representing the Regiment.



Figure 42 – The Regimental Logo

⁶ The Honours, Flags and Heritage Structure of the Canadian Forces, p. 6-1.

ARTICLE 6201 - DESCRIPTION

The regimental logo is Lord Strathcona's coat of arms, as described in SECTION 1 - THE REGIMENTAL BADGE, surmounted by an Edwardian Crown both of which are superimposed over two crossed lances. A banner with the words "STRATHCONA'S" is mounted below the shield. As with the regimental badge, the crown would also be changed to that of the reigning sovereign.

ARTICLE 6202 - DUPLICATION

As with the regimental badge, the regimental logo cannot be duplicated, displayed or used as a device on any item without the express permission of the Commanding Officer and then only in support of a regimental activity.

SECTION 3 - REGIMENTAL FACINGS AND COLOURS

ARTICLE 6300 - GENERAL

1. The origin of the regimental facings and colours is not well documented. "Green" as one of the regimental colours can be traced back to the colour of regimental facings of A Squadron Canadian Mounted Rifles as early as 1903.⁷ It was, however, not until 1929 that the regimental colour was formally specified as "myrtle green." The origins of the original colours of A Squadron Canadian Mounted Rifles as well as the reasons for the eventual change to myrtle green are not clear.

2. Over the years, several theories of the origin of the regimental colour have been investigated. One theory has inconclusively suggested that the Regiment adopted the colours of the 5th (Princess Charlotte of Wales's) Dragoon Guards.⁸ This theory states that evidence was found in a letter from the then Honorary Colonel, Lieutenant-General Macdonell, in writing to the Commanding Officer commenting on the proposal to ally with one of three British regiments in the early 1920s. He stated that he favoured 5th Dragoon Guards because "of the similarity of uniform." While it is true that uniforms of 5th Dragoon Guard were scarlet with "green" facings and gold lace, this letter has been incorrectly construed as proof that the Regiment chose the colours of 5th Dragoon Guards. While it is conceivable that A Squadron Canadian Mounted Rifles chose "green" facings in 1903 because of 5th Dragoon Guards, there are no records to indicate that the Regiment even fought alongside them in any campaign or was otherwise associated with them. Likewise, there is no evidence to support another theory that the "green" facings were chosen because of any association Strathcona's Horse might have had to a particular colour while servicing in South Africa.

3. Once originally chosen in 1903, the "green" facings remained constant until they were detailed as being "myrtle green" in 1929. Even though the Regiment was designated "The Royal Canadian Mounted Rifles" on 1 October 1903, the green facings authorized one month prior were retained in spite of the fact that "blue" facings were normally linked to units who were granted the title "Royal."⁹ When The Royal Canadian Mounted Rifles were later re-designated "Strathcona's Horse (Royal Canadians)" in 1909, the "green" facings of the Mounted Rifles were retained, as were the scarlet dragoon-style uniforms and mess

⁷ General Order 140/1903, September 1903, authorized officers of A Squadron Canadian Mounted Rifles to wear green facings. General Order 20/1904, 1 February 1904, authorized green facings for all ranks.

⁸ 5th (Princess Charlotte of Wales's) Dragoon Guards were amalgamated with 6th (Inniskilling) Dragoon Guards in 1922 to form 5th Royal Inniskilling Dragoon Guards.

⁹ Militia Department, Dress Regulations for the Officers of the Canadian Militia, (Ottawa: S.E. Dawson, 1907), and General Order 152/1907, September 1907.

kits. Although there were relatively major changes to the uniforms in 1912 (i.e. the addition of a metal helmet with a red and white horsehair plume and a new regimental badge), the scarlet uniform with green facings remained. Interestingly, General Order 2/1912 specified that the edging on the Great Coat and Service Dress Jacket, and the welts and bands on the Forage Cap were to be “olive green” while the facings on the Full Dress uniform and the Mess Kit remained specified as “green.” In April 1929 the colour “myrtle green” formally replaced all references to “green” or “olive green” throughout the 1907 dress regulations and the colour has since remained unchanged.¹⁰

4. While many other units have “green” specified as the colour of their facing, few have “myrtle green.” It appears that the Regiment decided to specify which type of green to formally adopt sometime between 1912 and 1929. The reasons for the change, however, are unknown.

5. Myrtle green is a relatively uncommon dark-green colour, which can be dated back to 1835.¹¹ Myrtle is a type of evergreen shrub with shiny blue green leaves, which are strongly scented when crushed. The flowers, bark and berries are also fragrant. Ancient Greeks considered myrtle sacred to the goddess Aphrodite (known to the Romans as Venus).

ARTICLE 6301 - REGIMENTAL COLOURS

1. The regimental colours are scarlet and myrtle green. Myrtle green is the colour of the regimental facings. Dress regulations from 1961 state that the Regiment undertook action to register the colour Myrtle Green with the British Colour Council.¹² No evidence could be found to support this claim.

2. The regimental colours are used in camp flags, pennants and other regimental decoration as well as all non-issue clothing articles such as regimental ties and cummerbunds.¹³

ARTICLE 6302 - SQUADRON COLOURS

The Regiment does not recognize any specific colours for individual squadrons.

SECTION 4 - FLAGS

ARTICLE 6400 - GENERAL

The word flag comes from the Anglo-Saxon word “fleogan,” which means to float in the wind. The earliest flags were not flags at all but images or badges fixed to the spearhead. It was only later that a standard or banner as we know it today came into use. Traditionally, cavalry unit camp flags reflected the shape of the unit’s standard or guidon, which was square for heavy and household cavalry and swallowtail for dragoon and horse.

¹⁰ General Order 45/1929, 15 April 1929.

¹¹ Jeanne Heifetz, When Blue Meant Yellow: How Colors Got Their Names, (New York: Holt, 1994), p. 92.

¹² Dress Regulations for Officers, (Calgary: Lord Strathcona’s Horse (Royal Canadians), 1961), p. J2.

¹³ Significant research was undertaken to clarify a standard specification for the colour Myrtle Green. Some online references tend towards a bluish Pantone 5477 (RGB: 58, 86, 79) while others, including recent common usage lean towards a greener Pantone 357 (RGB: 33, 91, 51). Scarlet, on the other hand, seems to be commonly agreed as Pantone 200 (RGB: 196, 30, 58).

ARTICLE 6401 - THE CAMP FLAG

1. A Royal Clothing Warrant of December 1768 directed that camp colours be of a shape similar to that of the unit's standard or guidon, whichever being the case. The Warrant further stated that the camp colours were to be of the facings of the regiment with the rank of the regiment in the centre. The Regimental Camp Flag has evolved from this direction.

2. The Regimental Camp Flag is flown at or near Regimental Headquarters and is raised at sunrise and lowered at sunset.



Figure 43 – The Camp Flag (with Commanding Officer's Pennant)

3. The Regimental Sergeant Major holds the sealed pattern of the Camp Flag. The specifications of the Camp Flag are as follows:

- a. The flag is swallowtail in shape, eighty-four centimetres high by 136 centimetres wide. The tail is indented to the vertical centre a distance of forty-four centimetres from the right edge.
- b. The upper half of the field is scarlet and the bottom half is myrtle green.
- c. The regimental badge is located thirty-eight centimetres from the hoist edge and twenty-nine centimetres from the top edge.
- d. The regimental badge is twenty-nine centimetres high by 22.5 centimetres wide.
- e. The colour of the badge shall be yellow in silhouette and the banners red with green fill in:
 - (1) the upper reaches of the crown,
 - (2) the upper and lower thirds of the shield, and
 - (3) the veins of the maple leaves.

ARTICLE 6402 - SQUADRON FLAGS

1. Individual squadrons only fly a camp flag when deployed independently and away from the Regiment. This normally means squadron camp flags may only be flown on overseas tours or when squadrons are deployed separately from the Regiment for prolonged periods or as a detachment. Only the Commanding Officer shall authorize the flying of squadron flags.

2. When authorized, squadron flags shall be of the same design as the Regimental camp flag. They shall be mounted with the squadron symbol located fifteen centimetres in from the hoist and fifteen

centimetres down from the top edge of the flag. The symbol shall be thirteen centimetres high. The symbols are as follows:

- a. a triangle for A Squadron;
- b. a square for B Squadron;
- c. a circle for C Squadron;
- d. a lazy “D” for D Squadron (Reconnaissance Squadron if there are only three sabre squadrons. See ARTICLE 2103 - Squadron Designations); and
- e. a diamond for Headquarters Squadron.

ARTICLE 6403 - AFFILIATED ROYAL CANADIAN ARMY CADET CORPS FLAGS

Each affiliated cadet corps flies separate and distinct flags (see ARTICLE 3801 - Affiliated Cadet Corps). Specific notes about the affiliated cadet corps flags are:

- a. 1292 Royal Canadian Army Cadet Corps (Calgary). In 1956, a cadet flag was “found” and returned to 1292 Army Cadet Corps. The flag was originally presented to the Corps on 18 May 1949 while it was designated as the Alberta United Services Institute Squadron (Lord Strathcona’s Horse (Royal Canadians)). The flag bears the Royal Canadian Army Cadets emblem, the Union Jack, the Strathcona regimental badge, the Alberta Military Institute crest and the cadet corps number on a field of white silk, with red and blue fringing. Immediately below the cadet corps number is a scroll with the letters “AUSI Squadron”;¹⁴ and
- b. 1813 Royal Canadian Army Cadet Corps (Cranbrook). In December 1987, the Cadet Corps was presented with a Regimental Camp Flag bearing the Corps number in the upper right hand corner.

SECTION 5 - PENNANTS

ARTICLE 6500 - GENERAL

Pennants, like flags, originated from the medieval practice of flying banners so lords or barons could have some sign by which his followers could distinguish him in battle. Each banner so used was a different, unmistakable colour and carried the respective crests or coat of arms of the leaders. Today this practice is reflected in the use of garrison and vehicle pennants.

ARTICLE 6501 - OVERSEAS PENNANTS

1. Since the Second World War, the Regiment has marked each deployment overseas by the Regiment, squadron or troop by producing a pennant. These pennants are currently displayed in the Regimental Headquarters Conference Room. The details of deployments that have been marked with a pennant are at Table 4 – Deployments Marked with Overseas Pennants.

¹⁴ The Alberta United Services Institute Journal 1949, (Calgary: The Alberta United Services Institute, 1949), pp. 30-31 and The Strathconian, (Calgary: Lord Strathcona’s Horse (Royal Canadians), 1956), Vol 4 (October), Cover and p. 3.



Figure 44 – Overseas Pennants (Regimental Headquarters Conference Room)

2. The pennants, which are swallowtail in shape, measure 38 centimetres by 17.5 centimetres. The tail is indented nine centimetres at the centre. The pennants are myrtle green in colour with a three centimetre red fringe. The lettering, if any, is red seven centimetres high by 8.5 centimetres wide. Each pennant has a ten centimetres by eight centimetres silver-bullion regimental badge with the centre mounted approximately nine centimetres from the top edge and approximately ten centimetres from the hoist edge. The pennants are mounted on a wooden plaque hung on the wall.

Table 4 – Deployments Marked with Overseas Pennants

RHQ Second World War	C Squadron, Korea 19 April 1951 – 20 January 1952
B Squadron, Korea 13 May 1952 – 6 June 1953	A Squadron, Korea 30 April 1953 – 24 May 1954
D Squadron, Germany November 1953 – November 1955	56 Canadian Reconnaissance Squadron, Egypt February 1957 – February 1958
Reconnaissance Squadron, Germany November 1957 – November 1959	Reconnaissance Squadron, Egypt February 1961 – February 1962
Reconnaissance Squadron, Egypt February 1963 – February 1964	Reconnaissance Squadron, Cyprus September 1964
LdSH(RC), Germany 1965 – 1970	LdSH(RC), Cyprus 1 April 1972 – 1 October 1972
Reconnaissance Troop, Cyprus ¹⁵ 28 July – 11 December 1974	LdSH(RC), Cyprus 24 September 1979 – 10 April 1980
Reconnaissance Troop, Cyprus ¹⁶ 25 March – 3 October 1982	LdSH(RC), Cyprus 25 August 1988 – 13 March 1989
LdSH(RC), Bosnia Herzegovina 18 April – 29 October 1994	A Squadron, Bosnia Herzegovina 2 January – 17 July 1997
LdSH(RC), Bosnia Herzegovina 12 July 1997 – 10 January 1998	Reconnaissance Squadron, Kosovo 27 May – 21 December 1999 Awarded the Deputy Chief of Defence Staff Unit Commendation 12 May 2000

¹⁵ Deployed with the Canadian Airborne Regiment.

¹⁶ Deployed with Third Regiment Royal Canadian Horse Artillery[0].

Third Troop C Squadron, Battle Group LO Troop and Admin Troop, Kosovo ¹⁷ 2 August – 21 December 1999	A Squadron, Bosnia Herzegovina 1 March – 15 September 2000
B Squadron, Bosnia Herzegovina 10 September 2000 – 4 April 2001	Reconnaissance Squadron, Afghanistan 28 January – 28 July 2002 Awarded Commander-in-Chief Commendation 8 December 2003
B Squadron, Bosnia Herzegovina 28 September 2002 – 11 April 2003	C Squadron, Bosnia Herzegovina 12 April – 3 October 2003

ARTICLE 6502 - COMMANDING OFFICER'S PENNANT

1. The Commanding Officer's Pennant is flown at or near Regimental Headquarters to indicate his presence. The pennant is raised daily when he first arrives for duty and lowered when he departs.
2. During change of command ceremonies, the Commanding Officer's Pennant shall be lowered as the outgoing commanding officer signs the Change of Command Scroll. When the incoming Commanding Officer signs the scroll, a new pennant shall be raised. The old pennant shall be presented to the outgoing Commanding Officer.
3. The Commanding Officer's pennant is a miniature of the regimental flag measuring 22.5 centimetres high and 35.5 centimetres wide with an indentation of 9 centimetres from the right side. A regimental badge measuring thirteen centimetres high by eleven centimetres wide is located in the centre of the pennant.

ARTICLE 6503 - COLONEL OF THE REGIMENT'S PENNANT

1. The pennant of the Colonel of the Regiment is of the same design as that of the Commanding Officer's pennant except that the rank of a Colonel, in the form of two pips surmounted by a crown (in yellow), is located in the upper left hand corner. The rank is two centimetres in from the hoist edge and three centimetres down from the top edge.
2. The pennant of the Colonel of the Regiment is "broken" whenever he arrives on parade.



Figure 45 – Colonel of the Regiment's Pennant

¹⁷ Deployed with First Battalion Princess Patricia's Canadian Light Infantry Battle Group.

ARTICLE 6504 - SQUADRON COMMANDERS' PENNANTS

Squadron Commanders are not permitted to fly garrison pennants except when their squadrons are deployed or detached independently. The Commanding Officer shall authorize the use of pennants under such circumstances. In these cases, the pennant shall be a duplicate of the Commanding Officer's pennant with the squadron symbol measuring four centimetres high mounted in the upper left corner. The symbol is positioned two centimetres in from the hoist edge and three centimetres from the top edge.

ARTICLE 6505 - LANCE PENNANTS

Figure 46 – Lance and Pennant

1. The lance pennant used by the Regiment today stems from the British regulation pennant that was in use in the 1800s. The origin of the red and white pennant is coloured by legend, the most popular being the misconception that white cloth was wound around the lance shaft prior to an engagement to stop enemy blood from running down the shaft and making it slippery. When removed after battle, the part nearest the point was red with blood. In actual fact, the original idea of the pennant was to frighten enemy horses. The red and white colours stem from four British Light Dragoon regiments who converted to Lancers in 1816. The colours adopted were that of Polish lancers and coincidentally, the same as those assigned by Royal Prerogative and Proclamation as Canada's national colours on 21 November 1921.

2. The lance pennant is swallowtail in shape. Measuring twenty-two centimetres high and seventy-three centimetres long, the pennant is indented fifty-two centimetres from the end. The pennant is mounted directly below the head of the lance.

ARTICLE 6506 - VEHICLE PENNANTS

1. Current Canadian Forces regulations restrict the use of distinguishing flags on vehicles. They are only permitted based on tradition and if flown according to customary usage. The evolution of the current arrangement for pennants in the Regiment is unclear and over the years the design has changed frequently. The present policy is as follows:

- a. The pennants are triangular in shape measuring 23.5 centimetres high at the hoist and 40 centimetres wide from the centre of the hoist side to the point of the triangle. The upper half of the triangle is red with the lower half being Myrtle Green.
- b. The squadron tactical sign, which is to be approximately 6.5 centimetres by 6.5 centimetres, shall be mounted on the upper left corner of the flag. The tactical sign will be located 5.5 centimetres from the hoist side and approximately 5.5 centimetres from the top edge. The call sign numbers and letters shall be 5.4 centimetres high with each stroke being approximately 1.3 centimetres wide. They will be centred on a point, nineteen centimetres from the centre of the hoist edge.
- c. Commanders only shall fly the pennants. Specifically pennants are limited to:
 - (1) the Commanding Officer;
 - (2) Squadron Commanders;

- (3) Seconds in Command;
- (4) armoured fighting vehicle commanders; and
- (5) the Maintenance Troop Leader.



Figure 47 – Vehicle Pennants

- d. Pennants are only flown during ceremonial occasions. They should not be flown in the field under tactical or non-tactical conditions.
- e. The Colonel of the Regiment's vehicle pennant differs from those above in that:
 - (1) it is the same in design as his garrison pennant; and
 - (2) the pennant is flown from his vehicle whenever he is in it, whether in garrison or in the field.

SECTION 6 - VEHICLE NAMES


The origin of the practice of naming tanks and other vehicles in the Regiment or in the Army is not clear. The only record of such a practice is found in A Record of Achievement written by Lieutenant-Colonel McAvity in collaboration with the officers and men of the Regiment. To this day the practice of naming vehicles continues in the Regiment using the tank histories of the Second World War as a guide. The Second World War tank histories as recorded in A Record of Achievement are repeated at Annex H - VEHICLE NAMES along with new additions for the sake of interest and as a matter of pride.

CHAPTER 7 - REGIMENTAL MUSICARTICLE 7100 - GENERAL

1. Music has long been a part of military tradition and activities and its use has been extremely varied. From conveying messages and passing orders to animating soldiers in battle, music has been used to advantage by commanders throughout the ages.
2. Although predominantly ceremonial in nature today, the sounding of reveille, retreat, tattoo and exercising the freedom of the city were originally necessary practices. Similarly, even marching to music originated from the need to accurately establish the time by which known distances would be covered.

ARTICLE 7101 - REGIMENTAL CALL

A regimental call is a musical composition played on either a trumpet or bugle that specifically identifies a regiment. The Regimental Call is used as a precautionary “word” of command before other orders are sounded. The authorized Regimental Call for Lord Strathcona’s Horse (Royal Canadians) is shown at Figure 48.¹ The bugle was generally only used when mounted while the trumpet was used when dismounted. Although the only official reference to the authorized call for the Regiment was published in Regimental Trumpet and Bugle Calls for the Canadian Army in 1961, there is evidence that the Regiment used a regimental call since it was formed. The exact origin of the Regimental Call, however, is unknown. Except for ceremonial occasions, the Regimental Call and general bugle/trumpet calls are no longer used.

Figure 48 – The Regimental Call²ARTICLE 7102 - REGIMENTAL MARCH

1. The Regiment adopted Memories Charms as its Regimental March in 1932. Captain A. James of the Princess Patricia’s Canadian Light Infantry Band in Winnipeg composed Memories Charms. At the time, the Regiment was still mounted on horses and the march complemented the marching trot of a cavalry unit. In 1956, recognizing that Memories Charms was not suitable for a vehicle-mounted unit and that it was extremely difficult to march to, the Commanding Officer, Lieutenant-Colonel R.J. Graham, DSO, CD chose The Soldiers of the Queen as the Regimental March.
2. The Soldiers of the Queen was authorized as the Regimental March in 1956.³ Not only was The Soldiers of the Queen well-suited to marching on foot, it was a popular patriotic tune during the South

¹ Authorized calls can also be found at Canadian Forces Band Instructions, (Ottawa: Department of National Defence, n.d.).

² Regimental Trumpet and Bugle Calls for the Canadian Army, Ottawa: Canadian Army, 1961.

African War and aptly reflected the circumstances and actions of the Regiment at its founding. The Soldiers of the Queen was written and composed by Thomas A. Barrett (1866-1928), known professionally as Leslie Stuart. The music for The Soldiers of the Queen is at Annex I - REGIMENTAL MARCHES AND SONGS .

3. The original music for Memories Charms has recently been uncovered. The song currently exists as hand-written song sheets for each instrument. The Pipes and Drums Band are in the process of transferring the music into a single song sheet, which will be included as an annex in a future edition. For interest's sake, a copy of the original song sheet for trumpet, signed by Captain James, is at Figure 49.




Figure 49 – Memories Charms (1st B Flat Horn) (Regimental Museum Archives)

ARTICLE 7103 - REGIMENTAL SONGS

Over the years the Regiment has had a number of songs dedicated to it by composers intent on honouring the Regiment and marking its accomplishments. Among these are:

- a. Strathcona's Horse: Regimental Song. The regimental song was dedicated to Lord Strathcona and Mount Royal. The song was written and composed by Lieutenant A.L. Harrington Kyle "on the Battlefield" and published in Cape Town, South Africa (date unknown). The music and verse for Strathcona's Horse: Regimental Song is at Annex I - REGIMENTAL MARCHES AND SONGS .

³ Canadian Army Orders 32-5, Part "A" Supplement to Issue Number 490, 7 May 1956 and Canadian Forces Administrative Order 32-2 (Band Marches and Calls).

-
- b. A Song of Canada. A Song for Canada, by Percy Semon, was published in 1909 in London. This song too was dedicated to Lord Strathcona and Mount Royal.
 - c. Strathcona March. Written by Ludwig Waizmann Strathcona March was dedicated “by special permission to Lord Strathcona and Mount Royal.” J.L. Orme and Son of Ottawa published the march sometime between 1900 and 1903 (when Waizmann left Ottawa for Toronto).
 - d. Strathcona’s Horse or Mount Royal. Strathcona’s Horse or Mount Royal was published by John Blair in Grimsby, Ontario in 1900. The music was written by J.H. Hyde and the words by John Blair.

CHAPTER 8 - DRILL AND CEREMONIAL

SECTION 1 - INTRODUCTION

The drill and ceremonial procedures used by Lord Strathcona's Horse (Royal Canadians) are as described in Canadian Forces Manual of Drill and Ceremonial. The purpose of this chapter is to amplify the procedures in the drill manual that are deemed incomplete and to identify those procedures that the Regiment perpetuates by custom and choice.

SECTION 2 - PARADES

ARTICLE 8200 - PROMENADING

1. The practice of promenading is said to have originated when officers were required to march in front of their troops before battle to demonstrate they were fit and able to lead and not the victims of too much carousing the preceding night. Another popular story suggests promenading evolved from the practice whereby officers rode the line of their troops to inspire their men to battle. Regardless, promenading remains in the Regiment and is conducted at most ceremonial parades other than memorial parades.

2. Once the Regimental Sergeant Major calls "Markers," the parading officers less the Commanding Officer, Regimental Second in Command and the Adjutant, casually walk by squadrons across the front of the parade. Although loud talking and boisterous behaviour is not permitted, the officers may converse while promenading.

3. The cadence for the promenade is approximately one hundred paces per minute (a natural walking pace). The officers, in groups of two or three, always turn towards the troops at the end of the promenade area. The command "About Turn" is given as the foot closest to the troops strikes the group (inside foot). Take a further pace with the outside foot, then bring the inside foot straight legged into the outside foot and halt momentarily, arms to the side. Step back a short pace (thirty-five centimetres) with the outside foot, swing the inside foot around to a 3/4 turn towards the troops while turning the body. Next pivot the body on the inside foot to complete the turn and at the same time bring the outside leg forward in a marching pace to the new direction and swing the arm(s).

4. Prior to the Regimental Second in Command taking the parade from the Adjutant, the officers will form up in front of their respective squadrons to wait being ordered on parade. Swords, if carried, will normally not be drawn until the order "Officers Fall in" is given by the Second in Command (See notes in ARTICLE K101 - Dismounted Sword Drill).

ARTICLE 8201 - FALLING OUT THE OFFICERS

Whenever the Regiment parades, ceremonial occasions or otherwise, on the order "Officers Fall Out" by the Second in Command, the officers will march forward towards him and form a semicircle. On the order "HUP" by the Adjutant, all officers will salute the Second in Command and be briefed or given further orders by him, if necessary. Once the Second in Command has completed his briefing, he will dismiss the officers. On the order "HUP" from the Adjutant, officers will salute, pause, make a left or right turn as appropriate towards the outside of the semicircle and then march directly to the front of the parade square in line before carrying on with their duties.

ARTICLE 8202 - ADDRESSING SUB-UNITS

1. Addressing Squadrons. On parade only the flanking squadrons are addressed using the word "Squadron." All others are addressed by using only their alphabetical prefix or other designation (i.e. the

term “The Prince of Wales Squadron” or “Headquarters Squadron” is used when the squadron is on the right or left flank but the term “B” or “Recce” are used when neither is the case).

2. Addressing Troops. The practice adopted for flanking and non-flanking squadrons applies to troops within a squadron as well.

SECTION 3 - DRILL

ARTICLE 8300 - GUIDON DRILL

Detailed drill required when parading the Guidon is at Annex J - GUIDON DRILL.

ARTICLE 8301 - SWORD DRILL

Dismounted and mounted sword drill, including drill with Sam Browne belts, are detailed at Annex K - SWORD DRILL.

ARTICLE 8302 - LANCE DRILL

Lance drill is detailed at Annex L - LANCE DRILL.

ARTICLE 8303 - DRILL WITH CROP, CANE OR PACE STICK

1. Pace sticks and drill canes are authorized accoutrements for warrant officers and sergeants as outlined in ARTICLE 9303 - Pace Sticks and ARTICLE 9304 - Drill Canes.

2. Officers and the Regimental Sergeant Major no longer carry crops, as they have in past years. The drill for the crop, however, is included in the manual as a matter of history. Drill with crop, cane or pace stick is detailed at Annex M - DRILL WITH CROP, CANE OR PACE STICK.

CHAPTER 9 - REGIMENTAL DRESS INSTRUCTIONS

SECTION 1 - INTRODUCTION

ARTICLE 9100 - REGIMENTAL ORDERS OF DRESS

Canadian Forces Dress Instructions provides all ranks with the policy and detailed instructions for the wearing of all uniforms of the Canadian Forces. The Regiment will adhere to the regulations contained therein, except where regimental differences are permitted and described in the following dress instructions. The only distinctive items of regimental dress permitted are those authorized and described herein.

ARTICLE 9101 - GENERAL DRESS REGULATIONS

1. The dress and appearance of officers and all ranks shall, on all occasions, reflect credit on the Regiment. Soldiers of the Regiment shall not remove articles of clothing other than gloves, headdress, overcoat or raincoat in public. Buttons and zippers on tunics or jackets shall not be undone nor ties loosened.
2. Extra-regimentally employed officers, warrant officers, non-commissioned officers and junior ranks shall conform to the dress regulations of the Regiment. If authorized and directed, accoutrements of other units or formations, such as the Armour School badge, may be worn.
3. The wearing of part uniform and part civilian clothes is prohibited. Regimental buttons, for example, shall not be worn on any garments other than those authorized in these regulations.
4. When attending a social function as an official representative of the Regiment or the Canadian Forces, a uniform is normally worn. The appropriate uniform may also be worn at civil social functions at the discretion of the member with the approval of the Commanding Officer.

ARTICLE 9102 - REGIMENTAL DRESS COMMITTEE

Within the Regiment there is a Dress Committee consisting of the Commanding Officer, Second in Command, Adjutant and Regimental Sergeant Major. The committee will seek the advice and approval of the Colonel of the Regiment as necessary to ensure matters of tradition are preserved.

ARTICLE 9103 - FUNDING

Most items of Canadian Forces clothing and accoutrement are provided through the supply system or on an initial-issue, cash-replacement basis. All other regimental accoutrements and uniforms such as mess dress are provided at the individual's own expense or, in the case of Ceremonial Dress for the Guidon Party and the Strathcona Mounted Troop, at regimental expense.

SECTION 2 - REGIMENTAL DEVICES

ARTICLE 9200 - REGIMENTAL CAP BADGE

1. The design for the officers' and chief warrant officers' cap badge is as detailed in Chapter 6 - SECTION 1 - THE REGIMENTAL BADGE. The cap badge is made of sterling silver and measures four centimetres high and 3.5 centimetres wide. The cap badge for all ranks of master warrant officer and below is the same as that of the officers except it is made of brass.
2. The metal cap badge is worn on all authorized headdress except the combat hat, ceremonial headdress and when on United Nations duty. Separate hat badges are available for these other orders of

headdress. The cap badge is worn on the beret with the base of the badge one centimetre above the leather/silk band.¹

ARTICLE 9201 - REGIMENTAL COLLAR BADGES

1. The design of the collar badges or collar dogs is the same as for the cap badge but measures only three centimetres high and 2.5 centimetres wide. As with the cap badge, the collar badges worn by officers and chief warrant officers are made of sterling silver while those for the other ranks are made of brass.



Figure 50 – Regimental Cap Badge and Collar Badges for Non-commissioned Members



Figure 51 – Regimental Cap Badge and Collar Badges for Officers

2. Collar badges are worn on the lapels of Canadian Forces service dress jackets and mess dress. In the case of the service dress jacket, the collar badges are worn centred on the stitching of the lapel seam with the seam passing diagonally under the centre of the collar badge. The badges are worn on mess dress jackets so that they are centred horizontally on the collar with the top of the badge between 9 and 12.8 centimetres from the point where the shoulder seam meets the edge of the collar. In both cases the base of the badges are parallel to the ground when worn.²

ARTICLE 9202 - METAL SHOULDER TITLE

1. Current regulations require all ranks to wear the same style of shoulder title regardless of previous regimental traditions. The metal shoulder title is designed with the word “STRATHCONA’S” in an upward curve. The letters are 3.8 centimetres in height and 3.3 centimetres wide and made of brass.

2. The shoulder title is worn on the epaulette of the service dress jacket so that the lowest point of the title touches the seam between the epaulette and the shoulder. The shoulder titles will continue to be worn by those on extra-regimental employment.³



Figure 52 – Metal Shoulder Title

¹ Canadian Forces Dress Instructions, Chapter 3, Section 3 and Appendix 1, Annex D.

² Ibid. Chapter 3, Section 3 and Appendix 2, Annex D.

³ Ibid. Chapter 3, Section 3 and Appendix 3, Annex E.

ARTICLE 9203 - CLOTH SHOULDER TITLE

1. The cloth shoulder title is a rectangular badge with the letters “STRATHCONA’S” in gold thread on rifle green Melton cloth. The title is two centimetres and six centimetres wide. Current regulations direct all ranks to wear the same style cloth shoulder title; prior to unification, however, other ranks wore the full title.

2. The shoulder title is sewn to the base of the green shoulder slip-on which is in turn worn on the epaulette of all linden green service dress shirts for distinctive environmental uniform (DEU) orders of dress 1 and 3 including sweaters (DEU 3C), raincoats, overcoats and the CANEX jackets and parkas.⁴

ARTICLE 9204 - CLOTH COMBAT SHOULDER TITLE

1. The combat shoulder title is a rectangular badge with the letters “LdSH(RC)” embroidered in khaki thread on olive drab twill cloth. The title is two centimetres high and six centimetres wide.

2. The combat shoulder title is sewn to the base of all combat slip-ons and worn on the epaulettes of all applicable combat clothing (jackets, parkas, raingear, fleece, shirts and crew suits).⁵



Figure 53 – Officer’s Cloth Shoulder Title



Figure 54 – Non-commissioned Member’s
Combat Shoulder Title

ARTICLE 9205 - REGIMENTAL BUTTONS

1. The design on the regimental button is Lord Strathcona’s Coat of Arms without supporters. Below the Coat of Arms is the motto “PERSEVERANCE.” The inscription “LORD STRATHCONA’S HORSE RC” encircles the button. The material for the buttons is polishable brass. It is permissible for the buttons to be anodized.

2. Button dimensions and uses for each uniform are shown in Table 5.

⁴ Ibid. Chapter 3, Section 1 and Annex A.

⁵ Ibid.

Table 5 – Description and Use of Regimental Buttons⁶

Description of Button	Worn With	Where Worn
30-Ligne	Service Dress Jacket	Front Closure*
	Regimental Blazer	Front Closure
	Patrol Jacket	Front Closure
26-Ligne	Service Dress Jacket	Breast Pocket Closure and Shoulder Strap Fastening
	Mess Dress Jacket	Shoulder Strap Fastening
	Mess Dress Jacket (M-1)	Jacket Closing and Sleeve Facing
	Regimental Blazer	Cuffs
	Patrol Jacket	Breast Pocket Closure and Cuffs
20-Ligne Number 2	Mess Dress Waistcoat	Waistcoat Closure*
	Mess Dress Side Hat	Front Closing/Chin Strap
	Forage Cap (Patrols)	Chin Strap



Figure 55 – Regimental Buttons (Left to Right: 30-Ligne, 26-Ligne and 22-Ligne Number 2)

ARTICLE 9206 - BADGES OF RANK

1. Badges of rank for all orders of dress except Ceremonial Dress are specified in Canadian Forces Dress Instructions.⁷ Regimental officers shall wear gold lace braid rank insignia on the mess dress jacket and gold braid rank insignia, not standard Canadian Forces braid, on the service dress jacket and all cloth shoulder titles.

2. In addition to the orders of dress prescribed in the Canadian Forces Dress Instructions, the miniature metal rank insignia for other ranks shall be attached to the point of the right collar of the regimental coveralls.

⁶ Ibid. Chapter 3, Section 3 and Appendix 3, Annex D and Dress Instructions for Officers of the Royal Canadian Armoured Corps, (Ottawa: Department of National Defence, 1953), Paragraph B5.17.

* It is customary for regimental officers who have served on exchange with the Lancers to wear an equivalent-sized Lancer button as the bottom button on their service dress tunic and mess dress waistcoat. The origin of this convention is unknown.

⁷ Canadian Forces Dress Instructions, Chapter 3, Section 1 and Annex A.

ARTICLE 9207 - TROUSER BELT AND BUCKLE

Figure 56 – Trousers Belt and Buckle (Non-commissioned Members)

1. The approved design for the trouser belt and buckle is of a black nylon web belt three centimetres in width with a metal tip and buckle. The buckle is four by 3.5 centimetres. A collar badge is mounted on the centre of the buckle – both the collar badge and metal parts are silver for officers and chief warrant officers and brass for other ranks.

2. The trouser belt and buckle is worn with all orders of service dress as detailed in the Canadian Forces Dress Instructions.⁸

ARTICLE 9208 - BLACK GLOVES

1. Although brown gloves matching the pre-unification brown oxfords and Sam Browne belts were worn, the current Canadian Forces-issue black gloves are now worn with all orders of service dress.

2. Furthermore, officers and chief warrant officers will wear black gloves, when on parade in DEU 1, less 1B, and DEU 3 orders of dress. Either the Canadian Forces-issue black glove or unlined black leather, wrist-length gloves with or without a single fastener (pattern to be approved by the Regimental Second in Command) will be worn in winter and shall be worn in lieu of white parade gloves.

ARTICLE 9209 - REGIMENTAL TIE

The regimental tie has a red background with diagonal myrtle green stripes, 1.1 centimetres wide and 2.5 centimetres apart. The stripes run downwards from the left shoulder to the right hip when worn. The tie may also be worn as appropriate with civilian attire, but it is the only tie authorized for wear with the regimental blazer.⁹



Figure 57 – Regimental Tie

ARTICLE 9210 - REGIMENTAL ASCOT

The regimental scarf or ascot is of the same material as the regimental tie. The ascot is worn with civilian attire as appropriate.

ARTICLE 9211 - REGIMENTAL CUMMERBUND

The regimental cummerbund is made of “myrtle green viscose satin. It is 4 3/8 inches wide at the widest point and then tapers gradually to a width of 2 inches at each end; pleated in front, the overall length of the pleats, 19 inches. The two upper pleats are approximately 1 inch wide, the bottom pleat 1 3/16 inches wide at the centre and tapering gradually to a width of 1/2 inch at each end; on the back of the

⁸ Ibid. Chapter 5.

⁹ Dress Instructions for Officers of the Royal Canadian Armoured Corps, Paragraph B5.97.

pleated portion 3 1/2-inch wide pocket; on the left end, a centre bar slide buckle.”¹⁰ When worn the open sides of the pleats are up. The cummerbund is worn with mess dress or formal black dinner jacket.

SECTION 3 - REGIMENTAL ACCOUTREMENTS

ARTICLE 9300 - BLACK WEB BELT AND PISTOL HOLSTER

1. The black web belt, and black pistol holster when authorized, is worn in lieu of the Canadian Forces-pattern white web belt and holster.¹¹ The belt is a blackened 1937-pattern web waist belt with regimental brass buckle and keepers. The 1990-pattern garrison dress black web belt is also acceptable.

2. The locket-pattern buckle was introduced in 1955. “On the annulus is the designation “LORD – STRATHCONA’S - HORSE (RC)” [around the top] and the motto “PERSEVERANCE” [on the bottom]. On the central medallion is the regimental cap badge, less the motto and designation. The height of the buckle is 2 ¾ inches; the diameter of the annulus is two inches; the width of the buckle is four inches; the diameter of the medallion is 1 1/8 inches; the height of the regimental badge is one inch.”¹² The buckle is worn with two flat 1937-pattern brass buckle keepers, 3/8 inch wide.



Figure 58 – Buckle for Black Web Belt

3. The black waist belt is worn with DEU 1 order of dress for guards of honour and other ceremonial occasions. The belt is also worn with the black coveralls for ceremonial occasions. The belt is normally removed when entering a mess.

ARTICLE 9301 - SWORDS, SCABBARDS, SLINGS AND BELTS

1. The sword pattern for all armoured units is that approved for the Royal Canadian Armoured Corps – a 1912-pattern cavalry officers’ sword.¹³ Soldiers traditionally carry the 1908-pattern cavalry troopers’ sword.

2. The scabbard for the officers’ sword when dismounted is made of nickel-plated steel, which has two bands with loose rings brazed on three and eleven inches respectively from the top of the mouthpiece. The scabbard for the 1908-pattern sword is made of steel, with two rings for sling suspension when mounted.

3. The sword knot is a gold cord with acorn and sliding keeper (the overall length is 18 inches; the acorn is 2 1/2 inches and the keeper 1/2 inch in length). The knot is attached to the hilt of the sword by pushing the loop end of the sword knot through the hole in the basket from outside to the inside of the hilt

¹⁰ Lord Strathcona’s Horse (Royal Canadians) Dress Instructions, (Calgary: Lord Strathcona’s Horse (Royal Canadians), 1970), Part 3, p. 6.d.

¹¹ Canadian Forces Dress Instructions, Chapter 3, Section 6.

¹² Dress Instructions for Officers of the Royal Canadian Armoured Corps, Paragraph B5.15.

¹³ Canadian Forces Dress Instructions, Chapter 3, Section 6.

and then pulling it to the left (as viewed when the sword is in the scabbard, guard forward as per the position of attention). Pass the acorn end of the knot through the loop end and tighten. Slide the keeper tightly into position against knot. When the sword is in the hilt and at the side, allow the sword knot to hang freely on the left side of the sword (away from the body). The knot is tied with a small offset loop to permit the hand to pass through when drawing the sword from the scabbard.¹⁴

4. The sword belt is worn under the tunic. The blue waist belt is “1 3/4 inches wide, strengthened at points strain with black [morocco] leather. Buckle, dees and sword hook are of brass. The dee to which the long sword sling is attached is affixed to a movable loop so that the sling may be adjusted to its proper position at [the centre of] the wearer’s back. The dee for the short sword sling may be fixed. The sword hook is attached to the dee of the short sling.”¹⁵

5. The sword sling “is made of crimson Russian leather, one inch wide with plain gold lace seven eighths inches wide, with lion head buckles, flat billets and studs. The long sling, when attached to the sword belt is twenty-nine inches in length; the short sling, twelve and one half inches. The top of the long sling is at the centre of the wearer’s back. The top of the short sling is at a point in line with the centre of the stripe on he overalls.... [When the sword slings are worn without the sword] the slings are looped together so that the short sling lies [flat along the leg and the long sling’s point and buckle face the front [with the tab of the short sling outside that of the long one].”¹⁶

ARTICLE 9302 - LANCES

1. The Regiment has never been issued lances or used them as weapons. The Regiment has, however, maintained lances solely for tent pegging and use during ceremonial activities including rides and displays by the Mounted Troop.

2. The lance used by the Regiment is the 1868-pattern British cavalry lance. The lance is approximately three metres in length with a thirty-centimetre long brass tip and thirteen-centimetre long brass base. The staff is made of bamboo (or ash) stained brown with a black leather band approximately fifty-two centimetres long wound around the centre of the lance. The band secures a white webbed sling about twenty-six centimetres long. The pennant, when attached, is secured directly beneath the brass tip with the red over white (See ARTICLE 6505 - Lance Pennants).

ARTICLE 9303 - PACE STICKS

1. The Regimental Sergeant Major and master warrant officers within the Regiment carry pace sticks as a badge of office, except in the case of the Regimental Sergeant Major during Moreuil Wood Day. The pace stick is an aid used for drill training. Its purpose, other than being a badge of office, is to measure the distance, interval and length of a pace. The pace stick may be carried in the open or closed positions during drill training, but is otherwise kept in the closed position.¹⁷

2. Pace sticks, which are made of wood, are to be painted gloss black.

¹⁴ Dress Instructions for Officers of the Royal Canadian Armoured Corps, Paragraph 4.71.

¹⁵ Ibid. Paragraph 4.69.

¹⁶ Ibid. Paragraph 4.73.

¹⁷ Canadian Forces Dress Instructions, Chapter 3, Section 6.

ARTICLE 9304 - DRILL CANES

1. Warrant officers and sergeants carry drill canes as a badge of office. The drill cane, which is approximately 90 centimetres long, is made of wood and painted gloss black. The drill cane has a 7.9 centimetre long brass head with the regimental badge engraved on it. The shoe is also made of brass and is eight centimetres long.

2. The Regimental Sergeant Major's drill cane was carved from a tree from Moreuil Wood and was presented to the Regiment by Reconnaissance Squadron in 1959. The Regimental Sergeant Major carries the cane on Moreuil Wood Parade. The drill cane is kept in the Regimental Sergeant Major's office.

ARTICLE 9305 - ORDERLY OFFICER'S LANYARD

The Regimental Orderly Officer wears the regimental lanyard (see ARTICLE 9602 - Regimental Lanyard) on the left shoulder when in DEU or combat order of dress.

SECTION 4 - CEREMONIAL DRESSARTICLE 9400 - GENERAL

1. Ceremonial or Full Dress (DEU 1B) uniform is still authorized by the Canadian Forces as "an optional uniform which may be worn at no expense to the public."¹⁸ Currently, regimental ceremonial uniforms and accoutrements are obtained at the expense of the Regimental Society only for members of the Guidon Party, the Strathcona Mounted Troop, vedettes and markers on ceremonial parades.

2. The Regimental Full Dress uniform is a dragoon-style uniform, similar to the Full Dress uniform that was also adopted by The Royal Canadian Dragoons in 1892. A Squadron Canadian Mounted Rifles adopted a dragoon-style uniform when they were formed in 1901. The uniform was modified slightly in 1903 when green facings were authorized. The first Full Dress uniform was a:

"Scarlet tunics of Dragoon pattern with two rows of three buttons at the back, and Austrian knots of yellow braid on the sleeves. The brown leather waist belts had a leather pouch at the rear and the bandoliers were of brown leather. The blue trousers show a cavalry strip of yellow and jack spurs were worn. White helmets with a brass spike were worn with regimental badge (the Royal Cipher) on the front of the puggaree."¹⁹

3. With the publication of General Order 2/1912, along with several other minor modifications, the regimental ceremonial uniform changed from the white Canadian-pattern helmet with brass spike and chin chain to the brass helmet with red and white horsehair plume.²⁰ The 1912 Full Dress uniform is still worn today.

ARTICLE 9401 - TUNIC AND OVERALLS

1. The Full Dress tunic is:

¹⁸ Ibid. Chapter 5.

¹⁹ R. Cunniffe, p. 99. (Uniform of October 1909). Also see the colour plate "Officer Undress and Private Review Order The Royal Canadian Mounted Rifles, 1909," between pages 128 and 129 of Always a Strathcona.

²⁰ General Order 2/1912, January 1912.

“scarlet cloth [doeskin]; with collar and cuffs the colour of the regimental facings [myrtle green].... The collar ornamented with 1-inch lace round the top. The cuffs 2 inches deep at the point and 1 1/4 inches at the back, edged with round-back gold cord forming a single Austrian knot, 7 3/4 inches deep. Eight buttons in front, and two at the waist behind; a three pointed scarlet flap on each skirt, behind, with three buttons, and edged with round-back gold cord, traced inside and out with gold Russian braid. The front edged with the same material and colour as the facings, and the skirts lined with white. Plaited gold shoulder cord, lined with scarlet; a small button at the top.”²¹

2. The overalls (trousers) are midnight blue cloth with a 1 3/4-inch yellow stripe down each side seam.²²

ARTICLE 9402 - HELMET AND PLUME

1. The helmet is “brass, bound round the edge. At the top a crosspiece base and a plume socket, 4 inches high from the point of insertion in the base. A laurel wreath above the front peak and a laurel band above the back. Plain burnished chain, 1 inch wide, mounted on black patent leather lined with velvet, and fastened on each side with a rose ornament.”²³

2. On the front of the helmet is a twelve-point star 5 inches by 4 1/4 inches in gilt or gilding metal. Centred on the star is a bimetall badge, 1 3/4 inches high “Coat of Arms, Ribband and name of corps and Crown, gilt or gilding metal. The scroll and motto and floral wreath in silver or white metal.”²⁴



Figure 59 – Full Dress Helmet

3. The helmet plume is red and white horsehair, which “rises 2 inches from the point of insertion in the socket, and falls as far as the bottom of the helmet. A rose at the top is screwed on to the stem of the plume. Steel stem with screw and fly nuts.”²⁵

²¹ Militia Department, *Dress Regulations for the Officers of the Canadian Militia*, (Ottawa: S.E. Dawson, 1907), as described in David Ross and René Chartrand, *Canadian Militia Dress Regulations 1907: Illustrated, with amendments to 1914*, Saint John: The New Brunswick Museum, 1977, paragraphs 134 – 152 as amended in General Order 2/1912, (pp. 99 - 102).

²² Ibid. As amended in General Order 2/1912.

²³ General Order 2/1912.

²⁴ Militia Department, page 44 – 45 as amended in General Order 2/1912.

²⁵ Ibid. As amended in General Order 2/1912.

ARTICLE 9403 - SWORD

1. The sword is the 1912-pattern cavalry officers' sword, with a blade not less than thirty-five inches long. Other ranks use the 1908-pattern cavalry troopers' sword. Also see ARTICLE 9301 - Swords, Scabbards, Slings and Belts.
2. The sword knot for Full Dress is a gold and myrtle green cord and acorn.

ARTICLE 9404 - BELTS AND SLINGS FOR FULL DRESS

1. The officers' waist belt (girdle) is "gold lace [with maple leaf pattern], not exceeding 2 1/4 inches wide, morocco leather lining, edging of the colour of the facings [myrtle green]."²⁶ The waist belt plate - "on a frosted gilt rectangular plate, with burnished edges, a [bimetal regimental badge], but of the following dimensions: height of badge 2 1/4 inches; width of badge 2 inches; height of plate 3 inches; width of plate 3 1/2 inches."²⁷ The colouring of the regimental badge is the same as described in ARTICLE 9402 - Helmet and Plume.



Figure 60 – Officer's Full Dress Waist Belt with Sword Slings (top) and Shoulder Belt (Bottom)

2. Officers' sword slings are "gold lace 1 inch wide, morocco leather lining, and edging of the same colour as the facings [myrtle green]."²⁸ The sword slings are attached to the waist belt.
3. The officers' shoulder belt is "gold lace [with maple leaf pattern], not less than 2 1/4 inches or more than 2 1/2 inches in width, with the same lining and edging as the sword slings; gilt buckle, tip, and slide of regimental pattern."²⁹ The shoulder belt is worn over the left shoulder.
4. The pouch at the back of the officers' shoulder belt is "black leather, with gold embroidered edging around the top; solid silver flap, 7 1/2 inches long and 2 3/4 inches deep, engraved round the

²⁶ Ibid. Paragraph 145.

²⁷ General Order 2/1912.

²⁸ Militia Department, paragraph 144.

²⁹ Ibid. Paragraph 148.

edges. Silver loops and stud.”³⁰ The pouch bears the same bimetal regimental badge as the waist belt plate.

5. The soldiers’ belts and slings used by the Strathcona Mounted Troop today are similar to those described above, but they are made of white leather. The pouch is a black leather pouch with the brass letters “E II R” on the flap and the waist belt buckle is the same as described in ARTICLE 9300 - Black Web Belt and Pistol Holster.

ARTICLE 9405 - GAUNTLETS

The gauntlets for Full Dress are made of white leather with white patent leather cuffs.³¹

ARTICLE 9406 - BOOTS AND SPURS

1. During its early years in South Africa, the Regiment popularized a riding boot that eventually became known as the “Strathcona Boot.” The Slater Shoe Company of Montreal produced the field boot, which was provided to the Regiment when it was raised in 1900. The boot was different than other riding boots by its laced instep. Strathcona Boots were later adopted by the North West Mounted Police in 1901 and are worn by the Royal Canadian Mounted Police to this day.

2. In 1907 and later, however, the regulation boot for mounted officers when on mounted duties was described as the butcher boot, a riding boot that was worn with most orders of dress, including Full Dress. “The height [of the butcher boot] will depend upon the length of the leg. The boot should reach to about 4 inches from the top of the knee. The leg of the boot should be jacked sufficiently to prevent it sinking. A spur rest is fixed 2 inches above the top edge of the hell to keep the spur horizontal.... When dismounted. - Wellington boots with boxes for spurs [were worn].”³² The spurs worn on butcher boots were Jack spurs with straps, buckles and chains while the spurs worn with Wellington boots were swan-neck spurs.

3. When the Regiment resurrected the Ceremonial Mounted Troop in 1974 a variation of the Strathcona Boot was chosen and adopted as the footwear for the Full Dress uniform of the Mounted Troop. The boots used by the Mounted Troop today are black, knee boots with laced insteps. They are sloped at the back, reaching in front to four inches from the top of knee and at the back to the top of the calf. A spur rest is located two inches above the top edge of the heel. The spurs worn with the Mounted Troop boot are Jack spurs with straps, buckles and chains.

ARTICLE 9407 - CEREMONIAL BADGES OF RANK

1. The badges of rank for ceremonial dress shall be as follows:
 - a. The rank badges for officers will be embroidered pips and crowns of silver on gold-laced shoulder straps.³³
 - b. Warrant officers and non-commissioned members will wear appropriate gold-embroidered badges of rank on a backing of scarlet on the right sleeve only as follows:

³⁰ Ibid. Paragraph 149.

³¹ Ibid. Paragraphs 150 and 346.

³² Ibid. Paragraph 4.

³³ Ibid. Paragraph 2.

- (1) the bottom of the chief warrant officers' (coat of arms), master warrant officers' (wreath and crown) and warrant officers' (crown) badges of rank will be ten inches from the bottom of the cuff; and
- (2) Non-commissioned officers will wear the appropriate chevrons. The distance from the shoulder seam to the top inside point of the chevron is five inches.

SECTION 5 - OTHER ORDERS OF DRESS

ARTICLE 9500 - GENERAL

This section must be read in conjunction with applicable articles in SECTION 2 - REGIMENTAL DEVICES for each order of dress.

ARTICLE 9501 - CANADIAN FORCES SERVICE DRESS

1. The current service dress regulations are detailed in the Canadian Forces Dress Instructions. This article serves to identify the regimental standard that shall be observed for those items of Canadian Forces dress described as optional in the Canadian Forces Dress Instructions. For all orders of dress other ranks will wear the standard issue leather-band black beret or they may purchase an equivalent style beret with leather band. Officers and chief warrant officers shall wear an appropriate black beret with silk band provided the design is approved by the Second in Command.

2. DEU 1. Officers and chief warrant officers shall wear the issue black oxford shoes (not boots) for all orders of DEU 1, less DEU 1B Full Dress described above. Officers and chief warrant officers will wear black gloves when on parade – see ARTICLE 9208 - Black Gloves.

3. DEU 2. There are no additional differences to those described in ARTICLE 9502 - Mess Dress.

4. DEU 3. Officers and chief warrant officers shall wear the issue black oxford shoes (not boots) for all orders of DEU 3. In addition, officers and chief warrant officers shall wear the Canadian Forces-issue service dress tie in DEU 3C (Sweater) order of dress.

ARTICLE 9502 - MESS DRESS

1. There are two orders of mess dress currently authorized by the Royal Canadian Armoured Corps: the standard mess dress jacket is scarlet doeskin with black facings (Mess Dress Number 2) and the summer mess dress jacket is white linen (Mess Dress Number 2A). The black mess dress waistcoat is only worn with the scarlet jacket for all ranks. The regimental cummerbund is worn with the white mess dress jacket or may be worn with the scarlet jacket during the summer.

2. Both orders of mess dress are worn with black overalls (vice trousers) with 1 3/4-inch yellow stripes, wing-tipped collared shirt, hand-tied square-end black bow tie, and Wellington boots with nickel-spur boxes and spurs. Strathcona officers have historically worn straight-shank spurs with mess kit (the swan neck spurs were reserved for patrol order of dress).³⁴ In lieu of the overalls, lady officers and female other ranks may, if they wish, wear the standard Canadian Forces mess dress skirt (black) with a 7/8 inch yellow stripe along each side of the slit opening.

3. The shoulder straps are scarlet (white for the 2B order). The badges of rank are as described in ARTICLE 9206 - Badges of Rank. The Surgeon-style cuffs are black (white for the 2B order) and

³⁴ Dress Instructions for Officers of the Royal Canadian Armoured Corps, Paragraph B5.67.

without buttons. The cuffs for junior officers and other ranks are plain while those of senior officers are embellished with a “crow’s foot” in gold braid.

4. Plain gold shirt studs and cuff links are worn with a wing-tipped collared white shirt. It is acceptable that the regimental badge be mounted or inscribed on the cufflinks and studs, provided that the design and quality are approved by the Second in Command. Miniature orders, medals and decorations and specialist badges are also worn with mess dress. In recognition of the Regiment’s alliance with the Lancers, Strathconas may wear a watchcase and chain in the fob of the mess dress waistcoat.

5. During the winter the current Canadian Forces overcoat, with appropriate shoulder slip-ons, may be worn over the mess dress. Black gloves may also be worn.

6. The only authorized headdress for the mess dress (worn outdoors) is the side hat. The beret is never worn with the mess dress. The side hat is the same design as the field service cap, which is no longer in service. The side hat has a myrtle green top with scarlet flap and sides. The top and front edges are adorned with yellow cord for other ranks. The hat is adorned in gold braid for officers. Senior officers’ side hats will have additional gold braid on the edges of the scarlet. Lieutenant Colonels’ side hats will also have additional gold braid on the edge of the peak. The front of the side hat will be closed with two regimental buttons.

ARTICLE 9503 - REGIMENTAL BLAZER

1. The regimental blazer is made of myrtle green cloth and is a single-breasted, single or double-vented garment. The blazer is closed with two 30-ligne buttons on the front closure. The cuff is of the open type with two 26-ligne buttons placed in proper buttonholes.³⁵

2. The regimental gold-bullion embroidered regimental badge (8.5 centimetres high and 7.5 centimetres wide) is worn on the left breast pocket of the blazer. The blazer is worn with grey flannels, the style being at the discretion of the wearer, a white shirt, the regimental tie, black shoes and black socks. Regimental ascots are not worn with the blazer.



Figure 61 – Gold-bullion Embroidered Regimental Badge



Figure 62 – Regimental Blazer

³⁵ Lord Strathcona’s Horse (Royal Canadians) Dress Instructions, Part 2, p. 15.

ARTICLE 9504 - REGIMENTAL COVERALLS

Black coveralls are used for tactical training, routine maintenance and ceremonial occasions. Coveralls are worn with the black beret and black combat boots with bloused pant legs. As described in ARTICLE 9206 - Badges of Rank, the miniature metal rank insignia for non-commissioned members shall be attached to the point of the right collar of the regimental coveralls. For ceremonial occasions the coveralls are also worn with the black web belt described in ARTICLE 9300 - Black Web Belt and Pistol Holster.

SECTION 6 - FORMER ORDERS OF DRESS AND ACCOUTREMENTSARTICLE 9600 - GENERAL

Many items of regimental dress have become obsolete through changes in Canadian Forces dress instructions and circumstances, and are no longer worn. When permitted, however, these items by virtue of their uniqueness and often their practicality contributed significantly to regimental identity and unit esprit. The descriptions of some of the items of dress and former regimental quirks are included here both for historical interest and in the event that they are used for historical purposes in the future.

ARTICLE 9601 - UNDRRESS/PATROLS

1. The Patrol Jacket Universal was worn as by most branches as a walking out dress as early as the 1880s and remained a common form of dress until unification in the late 1960s. This article is included here as a matter of history. The differences between the branches and ranks were evident not only with the different cap badges, collar badges and buttons used, but in the colour of facings, style of head dress, type of embroidery, etc. The Regiment's patrols were made of blue serge material and designed as follows:

“... full in chest cut with broad back, slits at sides, five regulation buttons down the front, length of skirts as for tunic [The skirts of tunics for officers 5 feet 9 inches in height will be: for staff, cavalry and rifle regiments – 9 inches. For all others – 10 inches]. Two breast patch pockets outside, 6 3/4 inches wide, 8 inches deep, the top edge of pocket in line with the second button, with three pointed flap, small regulation button and hole loose plait on rear side of pocket, two similar outside patch pockets below, with three pointed flap. Two inside breast pockets up and down hole and button, two inside skirt pockets, with hole and button. Black alpaca lining. Shoulder straps of same material as the garment, shaped for shoulder chain in mounted corps, and colour of regimental facings, fastened with a small regulation button. Steel shoulder chains with badges of rank, for mounted corps, see appendix [gilt or gilding metal]. Stand-up collar from 1 1/4 to 1 3/4 inches high. Sleeves with pointed cuffs, six inches high, with 2 1/4 inch slit, two small buttons and button holes.”³⁶

2. The Forage Cap Universal Pattern was worn with patrols. The forage cap was:

“blue cloth... with three cloth welts, 3 1/4 inches total depth, diameter across the top 9 1/4 inches, for a cap fitting 21 3/4 inches in circumference, the top to be 1/8 inch larger or smaller in diameter for every 1/4 inch the cap may vary in size above or below the before mentioned standard, e.g., a cap 22 1/4 inches in circumference, diameter across the top 9 1/2 inches;.... He sides to be made in four pieces, and to be 1 1/2 inches deep between the welts; a cloth band 1 3/4 inches wide placed between the lower welts. The cap set up on a band of stiff leather, or other material, 1 3/4 inches deep, but not stiffened up in front. Chin strap for all officers to be made of

³⁶ Militia Department, paragraph 53.

black patent leather 3/8 inches wide buttoned on to two 1/2 inch buttons placed immediately behind the corners of the peak. The peak to droop at an angle of 45 degrees, and to be two inches deep in the middle when worn with embroidery, and 1 3/4 inches when plain. White covers may be worn in hot weather.

“Peaks will be embroidered as follows: General Officers – Embroidered all round with maple leaf embroidery. Field officers on the staff of the Militia – Maple leaf embroidery on front edge only. Field officers on the cadre of a unit or department (except rifles) – Plain gold embroidery 3/4 inch wide.... All other officers – Plain peak.

“Distinctions as follows: - General officers and Officers on the staff of the Militia – Scarlet band. Cavalry – Bands and welts of the colour of the facings [myrtle green].”³⁷

The regimental badge was worn on the front of the forage cap.

3. The trousers, belts and slings, and boots for undress order of dress are the same as those used in full dress (see ARTICLE 9401 - Tunic and Overalls, ARTICLE 9404 - Belts and Slings and ARTICLE 9406 - Boots and Spurs).

ARTICLE 9602 - REGIMENTAL LANYARD

1. The origin of lanyards is not exactly clear. It appears that lanyards were worn since the 1700s if not earlier. Allegedly, lanyards were used originally either for foraging expeditions to attach hay to the saddle or to hobble horses to prevent them from wandering. When these cords were not in use they were draped over the shoulder as a convenient way of carrying them.

2. The history of the use of lanyards in the Regiment is also unclear but pictures show khaki pistol lanyards in use in the First World War. In 1923, a regimental order directed that all “Lanyards Drab” were to be returned to Quartermaster stores and, in future, warrant officers and non-commissioned officers would attach their whistles to “Lanyards White” which would be worn on the right shoulder. Shortly thereafter, all other ranks in the Regiment were shown wearing plaited white lanyards, which could be purchased from the kit shop for twenty-five cents. When the Regiment had horses, other ranks carried a hoof hook attached to the lanyard.

3. The white lanyard was eventually replaced by a red and green cord, which was soon replaced by a red and green plaited lanyard, except for officers. Officers continued to wear the red and green cord. At this time the lanyard was transferred to the left shoulder for officers (to make it easier to grasp the whistle on the lanyard with the right hand, leaving the left hand free to handle the reins). Officers wore lanyards on the left shoulder while other ranks wore them on the right shoulder on service dress jackets, battle dress and field summer dress.

4. About 1949, all ranks adopted the braided lanyard. The Regiment continued to wear the lanyard until dress regulations of the unified forces prohibited their use.

5. The pattern of the regimental lanyard “is a green cord lanyard, length approximately 28 1/2 inches, spare braided with scarlet cord, commencing 2 3/4 inches from one end and continuing to a length of approximately 23 1/2 inches, ending in a whipped knot.”³⁸

³⁷ Ibid. Paragraph 9.

³⁸ Dress Instructions for Officers of the Royal Canadian Armoured Corps, Paragraph B5.45.

ARTICLE 9603 - OFFICERS' RIDING CROP

1. Over the decades, the officers and men of the Regiment have carried a variety of accoutrements such as sticks, coshes and crops. These derived, in part, from the Regiment's cavalry and mounted heritage, in part, as a mark of uniqueness and identity, and, in part, as is so often quoted by those that carried them, the need to occupy the hands. Although not universal, the most recent such device was the riding crop. Officers and the Regimental Sergeant Major carried the crop with service dress, summer service dress, battle dress and field summer dress when not on field training.
2. The crop is the JW Barrington & Son-type riding crop Number 55 with modifications. It is a hunting crop of brown plaited leather. The crop has a Stag horn handle at right angles to the crop proper with cuttings on both the upper and under sides for a firmer grip. The handle extends out approximately five inches. There is a plain silver band two inches long mounted approximately two inches from the joint of the bone handle down the crop. The crop is covered with brown woven leather, ending in an open keeper (leather loop) secured to the bottom of the crop by cord binding. The overall length of the crop is approximately twenty-four inches. The length of the plaited leather section is not less than 11 1/2 inches and not more than 12 inches. The cord binding extends upward from the base of the crop for three inches. The circumference of the open keeper is eleven inches.³⁹
3. It is acceptable for a miniature regimental badge and/or the owner's name to be inscribed on the silver band.



Figure 63 – Officers' Riding Crop

4. The crop was carried not at its point of balance but by the bone handle. Drill for the riding crop is recorded in Annex M - DRILL WITH CROP, CANE OR PACE STICK.

ARTICLE 9604 - SAM BROWNE BELT

1. Regimental officers wore the Sam Browne belt, with whistle and bucket, with appropriate orders of dress between 1909 and when the Canadian Forces uniform was introduced just after unification.
2. The Sam Browne Belt (Sealed 24 April 1900):

“...consists of a waist-belt, two shoulder-belts, a sword-frog, an ammunition-pouch, and a pistol case; the whole made of brown bridle leather. The waist-belt is 2 1/8 inches wide, and of a length to suit the wearer. It is fitted with a double-tongued brass buckle, and has four brass dees for the

³⁹ Ibid. Paragraph 4.57.

shoulder-belts (two at the back, and one on each side), a running loop for the free end of the belt, two brass rings for attachment of the frog, and a hook for hooking it up.

“The waist-belt is lined with faced basil. The shoulder-belts are plain straps (crossed at the back through a loop). They are 1 1/4 inches wide. The patterns are about 35 inches long over all, without chapes. The length however may be varied to suit the wearer. They are fitted with studs for attachment to the dees at the back of the waist-belt. A chape, with stud and a buckle, is provided for each, for attachment to the dees at the sides of the belt. The strap over the left shoulder need not be worn, except when it is required to support the revolver.

“The frog is fitted with two straps, which are to be passed through the dees on the lower part of the belt. The frog has a small brass dee on the top, to go over the hook on the belt when ‘hooking up.’ A stud is fitted on the front of the frog, upon which the tab of the scabbard support is fastened. A small strap for steadying the sword hilt is attached to the rear dee for the frog, holes being made in the strap to pass over a stud on the belt above the front dee.

“The ammunition-pouch and pistol-case are fitted with loops on the back for attachment to the waist-belt; also with stud and tab fastenings. The loop on the pistol-case is furnished with a small brass hook, which should pass through a hole to be made for the purpose in the belt to suit the wearer in order to secure the case and keep it in position.”⁴⁰

3. The sword knot undress used with the Sam Browne belt is the universal pattern of brown leather. “It is a plain strap made of pigskin, best of bridle leather, or calf, the ends being secured into an ‘acorn’ having plaited leather covering. It is furnished with a sliding keeper. Length of strap in the double, 15 inches; width of strap, 5/8 inch; length of acorn, 2 1/2 inches.”⁴¹

4. The scabbard (sealed 19 June 1902) is:

“...built up with two strips of wood, grooved to receive blade of sword; they are butted and glued together. The strips of wood are covered with brown leather, sewn down one side. A raised rib is formed below the locket by a piece of packing between wood and leather.

“The body is made entirely of brown leather, including the clasps. The supporter is attached with buttons on the front of belt frog or the frog on shoe pocket and so prevents either upward movement of the scabbard.”⁴²

5. The sword drill when wearing the Sam Browne belt is somewhat different than with slung swords. The drill can be found at ARTICLE K103 - Sword Drill with Sam Browne Belt.

ARTICLE 9605 - SHOULDER BELT

1. The shoulder belt is the same as described in SECTION 4 - CEREMONIAL DRESS above.
2. In addition to wearing the shoulder belt with Full Dress, the shoulder belt was worn with patrol and white patrol dress on the left shoulder, under the shoulder chain.

⁴⁰ Militia Department, Appendix VI.

⁴¹ Ibid.

⁴² Ibid. Appendix V.

3. The high cost of the shoulder belt and infrequent use resulted in it ceasing to be worn in the Regiment in the years just prior to the unification of the Canadian Forces.

ARTICLE 9606 - STABLE BELT

1. There is no record of when stable belts were introduced into the Regiment and under which authority, but there is evidence of their use during the Korean conflict. Like many accoutrements, stable belts originated in the British Army and were adopted by Canadian units. The belt was worn predominately with bush style dress but has been worn with the lesser orders of dress over the years. Stable belts are no longer worn except for ceremonial purposes.



Figure 64 – Regimental Stable Belt

2. The stable belt is made of a wide weave canvas cloth 7.4 centimetres wide. The belt pattern consists of three stripes running lengthways, the upper and lower being 2.7 centimetres wide and myrtle green in colour while the centre stripe which is two centimetres wide is scarlet in colour. The belt has a nickel slide to permit adjustment and is cinched with two leather straps, which run off the same leather mounting. They are secured with two nickel buckles.

ARTICLE 9607 - COLLAR BADGE ON BADGES OF RANK

1. In 1915, the Regiment and The Royal Canadian Dragoons were formed into an infantry battalion and given a section of trenches to hold. During their stay, which lasted until early 1916, the units wore a regimental collar badge on the badges of rank as a mark of distinction. Although the origin of this custom is unknown, the practice of wearing a collar badge on the badge of rank is universal among British cavalry regiments.

2. In 1931, warrant officers and non-commissioned officers of Canadian cavalry units were formally authorized to wear metal regimental badges on or about the badge of rank on their service dress jackets.⁴³ The badges were worn on the right sleeve. As with the 17th/21st Lancers, regimental warrant officers wore a Regimental Collar Badge below the rank while non-commissioned officers wore the badge on the rank chevrons. Non-commissioned officers of The Royal Canadian Dragoons traditionally wore their badges above the chevrons. This custom remained until unification.

⁴³ General Order 65/1931, 1931. Also referred to in R. Cunniffe, p. 171.

CHAPTER 10 - MESSESSECTION 1 - GENERALARTICLE 10100 - INTRODUCTION

1. The regulations and procedures governing the operation of Messes are contained in Canadian Forces Publication 262.¹ The purpose of this chapter is to amplify those instructions and to detail the procedures and practices as they apply to the Regiment. The following articles also apply both to the Officers' Mess and the Warrant Officers' and Sergeants' Mess unless otherwise stated.

2. The present status of the Mess has been built up over the years and the knowledge of its history and purpose aids in appreciating the importance of our messes in service life today. They originated in the dark days when subalterns were financially unable to keep company with their superior officers. For the sake of companionship, convenience and economy, it evolved that all officers should eat and drink together. To avoid having all expenses fall upon the junior officer's pocket, every officer was obliged to pay a portion of his daily subsistence money. As well as enabling yesteryear's junior officer to avoid overburdening himself with expenses, this practice afforded him the opportunity to learn mess etiquette under the guidance of more experienced individuals. Over time, the concept and practices which evolved in Officers' Messes, were adapted, with some modifications to Warrant Officers' and Sergeants' Messes.



Figure 65 – Commanding Officer's Table, Officers' Mess (Calgary 1991)

3. Today the mess has two basic functions. They are:
- a. to provide a home for all mess members but particularly those living-in; and
 - b. to provide the centre of social life for all members.

¹ Canadian Forces Mess Administration, (Ottawa: Department of National Defence, 1984).

4. As a result of the consolidation of many Land Force Western Area units at the Edmonton Garrison, individual units were no longer permitted to have their own messes. Both the regimental Officers' Mess and the Warrant Officers' and Sergeants' Mess became part of their respective combined garrison messes. Although the Regiment did not have sole use of its new messes, most of the regimental customs from Calgary were maintained; some customs, however, were slowly adapted to reflect the Regiment's new surroundings and activities at Steele Barracks.

ARTICLE 10101 - CONDUCT

1. In order for messes to function successfully, all members must conduct themselves in an exemplary manner and generate a spirit of co-operation.
2. Living-in members must remember that certain rooms and corridors are in frequent use by all members and often by guests. It is necessary, therefore, that the dress of all officers outside of their own living quarters be appropriate for the portion of the mess they intend to use. Similarly those individuals who live-out must ensure they are suitably attired when in the mess and respect the rights and privileges of the living-in members.
3. All members are responsible for the behaviour of their guests in the mess. Guests are expected to comply with the rules of the mess as if they were members.

ARTICLE 10102 - MEDALS

Full dress medals are normally not worn in Canadian Forces messes. Medals are only worn in the mess during Remembrance Day and New Year's Day Levees. Miniature medals may be worn in the mess with the appropriate order of dress at anytime (i.e. mess kit, black tie).

ARTICLE 10103 - USE OF MESS DURING WORKING HOURS

Except for the mess staff and committee members, members are frowned upon for using the mess during working hours for purposes other than coffee breaks, normal meals and official conferences. Although it was especially forbidden to use the mess as an office area or a place for routine conferences. For meetings, the messes are now frequently used as conference facilities at Steele Barracks due to the unique circumstances of the combined messes.

SECTION 2 - MESS FUNCTIONS

ARTICLE 10200 - MESS DINNERS

1. The mess dinner originated in the 1700s for the same purpose it is held today, an opportunity for the members to get together on a friendly but formal occasion.
2. The following traditions apply at regimental mess dinners:
 - a. sherry is normally offered as a pre-dinner drink;
 - b. once grace has been said, members and guests shall be seated at the same time as the head table. This recognizes the family aspect of the dinner and that the sizes of the head table chairs required a longer time to occupy;
 - c. it is imperative that members advise their guests of the regimental practices before toasts are made in order to avoid any embarrassment;
 - d. it is forbidden to drink from the port glass until the Loyal Toast has been offered;

- e. port decanters may be placed on the table when passed to the left;
- f. the toasts at Table 6 are made;
- g. the President of the Mess Committee (PMC) and the Vice PMC shall stand when proposing and responding to toasts;
- h. during toasts, all members stand to attention when music such as God Save the Queen is played. Port glasses may be held in the right hand during the playing if the member so chooses;

Table 6 – Mess Dinner Toasts

Toast²	PMC	Vice PMC³	Members	Music
Loyal Toast ⁴	“Mr ⁵ Vice, The Queen”	“Gentlemen, The Queen” ⁶	“The Queen”	God Save the Queen
Colonel-in-Chief	“Mr Vice, Our Colonel-in-Chief”	“Gentlemen, His Royal Highness, Charles, Prince of Wales”	“The Prince of Wales”	None
Fallen Comrades	“Mr Vice, Our Fallen Comrades”	“Gentlemen, Our Fallen Comrades”	“Our Fallen Comrades”	None
Allied Regiment	“Mr Vice, Our Allied Regiment”	“Gentlemen, The Queen’s Royal Lancers”	“The Queen’s Royal Lancers”	None
The Royal Westminster Regiment ⁷	“Mr Vice, The Royal Westminster Regiment”	“Gentlemen, The Royal Westminster Regiment”	“The Westies”	None

- i. Strathcona officers do not stand at their own mess dinners during the playing of the regimental march but will stand when the march is played at other dinners/messes. Strathcona warrant officers and sergeants, however, do stand when the regimental march is played at their mess dinners;
- j. Strathconas, except service support and specialist members, do not stand for any marches except when at another unit’s mess dinner and then only when The Soldiers of the Queen

² Toasts may be observed with port or water as the individual wishes.

³ The reply will be “Ladies and Gentlemen” when both ladies and gentlemen are present.

⁴ Canadian Forces Administrative Order 61-12 (Toasts) states that “When an officer or other distinguished person is representing officially a country that is a member of the Commonwealth of Nations and that recognizes the Queen as its head of state, and that officer or person is entertained at a mess dinner, the Loyal Toast shall be to ‘the Queen, Head of the Commonwealth’ in lieu of ‘Queen of Canada’.”

⁵ Mr, Miss or Madam Vice as appropriate.

⁶ Mr. Vice's reply to the Loyal Toast should be in French only if francophone guests are in the mess.

⁷ This is only toasted when a member of The Royal Westminster Regiment is present.

is played. Service support and specialist members of the Regiment may stand for their own Branch march in addition to The Soldiers of the Queen if they wish;

- k. only Padres stand for the Chaplain Branch march;
- l. the Regimental March of The Queen's Royal Lancers, Stable Jacket, shall be played after those of Canadian units represented at the dinner.⁸ Only Lancers, and not former exchange officers, stand for the march;
- m. following the regimental marches, it is customary that the Commanding Officer and Guest of Honour share a toast with the head Chef, Band Master and the Pipe Major (or senior piper who piped in the port before the toasts). The drink with the piper is served with the regimental quaich and is toasted in Gaelic. "Slainte" (Good Health) is given by the piper, to which the Commanding Officer replies "Slainte Vas" (Good Health to You). Once the drink is finished by both, each 'kisses' the bottom of the quaich;
- n. speeches are not normally made at regimental mess dinners. This respects Brigadier Harvey's dislike of speeches given after a long meal to an audience that has been drinking and is apt to be anxious to move on to other activities; and
- o. similarly, it should not be necessary to introduce members and guests at the head table.

ARTICLE 10201 - REGIMENTAL DINING-IN

1. A regimental dining-in is not a mess dinner, but many of the courtesies of mess dinners are followed. Normally they are not as formal as mess dinners and do not use a seating plan. There may, however, be a seating plan for the head table. Dress for a dining-in is normally informal (i.e. lounge suit/business suit).

2. A dining-in is normally for regimental officers and invited guests only. They are important occasions held to provide an opportunity for officers to socialize and they are frequently held in conjunction with other professional development.

ARTICLE 10202 - MIXED MESS DINNERS

1. Since mess dinners are restricted to serving members and special guests, formal occasions where spouses and other guests attend are called "mixed mess dinners." A number of confusing terms such as mixed dinner, mixed dining-in and ladies' dining-in have been used to describe a mixed mess dinner. Normally, the dress for a dining-in was patrol while it was mess kit for a mess dinner. As Commanding Officer, Lieutenant-Colonel F.M.W. Harvey, VC, MC set the precedent when he authorized a mixed mess dinner in the spring of 1939 because he wanted to allow the ladies to take part in a formal mess dinner with the officers in mess kit. Accordingly, the term "mixed mess dinners" will be used in Strathcona messes.

2. Mess dinner procedures apply to a mixed mess dinner. When entering the dining room, serving male members will escort the lady guest who is immediately to their right of their place in the seating plan. Contrary to past practices, ladies will be escorted to the washroom by the same person should they be required to leave during the dinner. Also, ladies are no longer expected to leave the dining room following the Loyal Toast as in past practice.

⁸ Canadian Forces Administrative Order 61-6 (Precedence) details the precedence of other marches.

ARTICLE 10203 - VISITS TO OTHER MESSES

1. Regimental mess members are expected to comply with the rules of any other mess they visit. Regimental quirks do not necessarily apply under these circumstances. It behoves the Strathcona to seek the regulations of the visited mess and to behave accordingly.
2. No officer, warrant officer or sergeant shall visit the others' mess except in the line of duty or on occasions approved by the Commanding Officer and at the invitation of the respective Mess President. This same restriction applies for visits to the Junior Ranks' Club.

ARTICLE 10204 - DISPLAYING THE GUIDON

See ARTICLE 5203 - Safekeeping.

SECTION 3 - MESS PROPERTYARTICLE 10300 - TREATMENT OF MESS PROPERTY

1. Much of the history of the Regiment is found in the messes by virtue of the gifts and memorabilia they hold. In addition, most of this property is of considerable monetary and sentimental value. Consequently, misuse of or damage to mess property will not be tolerated.
2. On occasion, minor damage may occur in the course of spirited fun. In such a case, it is understood that those causing the damage will be held financially responsible for it. Under no circumstances will the following items be touched during such spirited display regardless of the circumstances:
 - a. the Guidon or King's Colour;
 - b. regimental silver; and
 - c. works of art.

ARTICLE 10301 - CHAIRS

Each mess has a number of special chairs that have been presented over the years and are restricted in use. They are:

- a. Officers' Mess:
 - (1) Colonel of the Regiment's Chair. Lieutenant-General W.A. Milroy, DSO, CD, presented the Colonel of the Regiment's chair to the Officers' Mess while he was the Colonel of the Regiment between 26 March 1971 and 11 November 1978. The chair is used exclusively by the incumbent Colonel of the Regiment;
 - (2) Commanding Officer's Chair. The Commanding Officer's chair, which was presented by Lieutenant-Colonel C.A. Greenleaf, Commanding Officer of the Regiment from 8 July 1956 to 2 September 1958, is used exclusively by the Commanding Officer. When the Commanding Officer is not present or is away on duty, the chair is not used;
 - (3) Commander 1 Canadian Brigade Group Chair. Brigadier-General C. Milner OMM, CD presented the Commander's chair to the mess on 28 July 1987 when

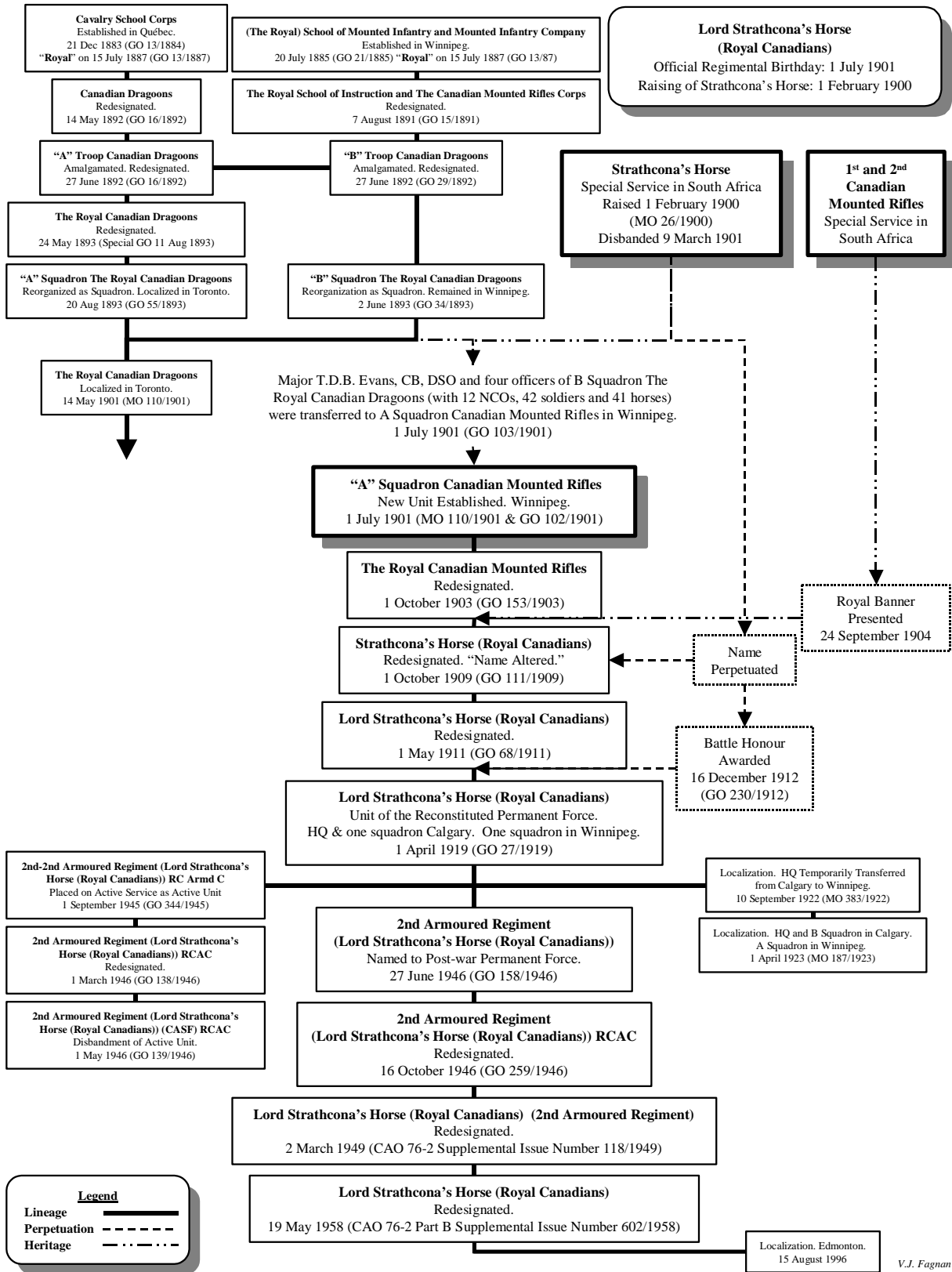
he relinquished his appointment as Brigade Commander. The chair is used as follows:

- (a) Commander 1 Canadian Brigade Group has overall authority for the use of the chair;
 - (b) in the absence of the Commander, the junior subaltern present has overall authority in delegating the use of the chair;
 - (c) during mess dinners, when the Commander is not attending, Mr. Vice may occupy the chair or permit the senior officer present to do so;
 - (d) when both the Commander and the junior subaltern are absent from a function other than mess dinners, the Senior Subaltern, or in his absence the Mess Manager, will permit the use of the chair as appropriate; and
 - (e) the chair will be used during every function in the mess when there is a sit-down dinner; and
- (4) Other Chairs. Previous Adjutants, Operations Officers, Maintenance Officers, Quartermasters, etc have donated other chairs to the Mess. Each of these chairs is adorned with plaque detailing the name of the chair.

b. Warrant Officers' and Sergeants' Mess:

- (1) Regimental Sergeant Major's Chair. The Alberta Branch of the Regimental Association presented the Regimental Sergeant Major's chair to the Mess in 1988. The chair is reserved for the exclusive use of the Regimental Sergeant Major or, in his absence, the Master Warrant Officer acting in that capacity;
- (2) Crested Chairs. The membership of the Mess purchased two crested chairs in 1988. They are reserved for guests of honour as determined by the Regimental Sergeant Major; and
- (3) Commanding Officer's Chair. Lieutenant-Colonel K.T. Eddy, CD presented the Commanding Officer's chair to the Mess as a departure gift. The chair is "to be used by the CO, when present, or the junior sergeant."

ANNEX A - LINEAGE OF THE REGIMENT



V.J. Fagnan

ANNEX B - LIST OF APPOINTMENTSARTICLE B100 - PAST COMMANDING OFFICERS

The past Commanding Officers of the Regiment are detailed at Table 7. Photos of each Commanding Officer can be found in the Rogues Gallery in the hallway of Regimental Headquarters.

Table 7 – Past Commanding Officers

LCol S.B. Steele, CB, MVO ¹ Jan 1900 – Mar 1901	Maj T.D.B. Evans, CB, DSO ² Jul 1901 – Mar 1907	Maj A.C. Macdonell, DSO ³ Mar 1907 – Apr 1910
LCol S.B. Steele, CB, MVO Apr 1910 – Apr 1912	LCol A.C. Macdonell, DSO Apr 1912 – Dec 1915	LCol J.A. Hesketh, DSO Dec 1915 – Sep 1917
LCol M. Docherty, DSO Sep 1917 – Dec 1917	LCol D.J. MacDonald Dec 1917 – Nov 1918	LCol C. Gooday Nov 1918 – Aug 1919
LCol D.J. MacDonald Aug 1919 – Sep 1924	LCol C.E. Connolly, DSO Sep 1924 – Oct 1929	LCol L.F. Page, DSO Oct 1929 – Feb 1935
LCol C.W. Devey Feb 1935 – Dec 1938	LCol F.M.W. Harvey, VC, MC Dec 1938 – Jul 1940	LCol N.A. Gianelli Jul 1940 – Sep 1942
LCol P.G. Griffin, DSO Oct 1942 – Jul 1944	LCol J.M. McAvity, DSO, MBE Jul 1944 – Nov 1945	LCol F.E. White, DSO Nov 1945 – Jul 1946
Maj E.W.H. Berwick Jul 1946 – June 1947	LCol A.G. Chubb, DSO Jun 1947 – May 1951	LCol J.F. Memer May 1951 – May 1951
Maj J.H. Larocque May 1951 – Jul 1951	LCol D.N.D. Deane-Freeman, CD Jul 1951 – Jan 1954	Maj C.M. McLean, DSO, ED Feb 1954 – May 1954
LCol R.J. Graham, DSO, CD May 1954 – Aug 1956	LCol C.A. Greenleaf, MC, CD Aug 1956 – Aug 1958	LCol G.R. Hale, DSO, CD Aug 1958 – June 1961
LCol I. MacD. Grant, DSO, CD Aug 1961 – May 1964	LCol W.J. Brown, CD May 1964 – Jul 1966	LCol P.A. Neatby, CD Aug 1966 – Jul 1968
LCol J.A.R. Gutknecht, CD Aug 1968 – Jun 1970	LCol P.H.C. Carew, CD Jun 1970 – Jun 1970	LCol R.D. Conover, CD Jul 1970 – Jun 1971
LCol J.A. Fox, OMM, CD Jul 1971 – Aug 1973	LCol I.D.M. Egener, CD Aug 1973 – Aug 1975	LCol J.L. Ellard, CD Aug 1975 – Jun 1977

¹ Lieutenant-Colonel Steele commanded Strathcona's Horse in South Africa.

² Major Evans was transferred from B Squadron The Royal Canadian Dragoons in Winnipeg, Manitoba to establish A Squadron Canadian Mounted Rifles on 1 July 1901 as a new unit of the Permanent Force. The Regiment was later designated The Royal Canadian Mounted Rifles in October 1903.

³ Major Macdonell oversaw the alteration of the title of the Regiment from The Royal Canadian Mounted Rifles to Strathcona's Horse (Royal Canadians) in October 1909.

LCol W.K. Megill, CD Jun 1977 – Jul 1979	LCol D.L. McNabb, CD Jul 1979 – Aug 1981	LCol J.E. Roderick, CD Aug 1981 – Jul 1983
LCol D.R.B. Rogers, CD Jul 1983 – Aug 1985	LCol J.B. Boileau, CD Aug 1985 – Jul 1987	LCol K.T. Eddy, CD Jul 1987 – Jul 1989
LCol H.C. Ross, CD Jul 1989 – Aug 1991	LCol G.G. Hug, CD Aug 1991 – Jul 1993	LCol R.S. Wlasichuk, CD Aug 1993 – Jun 1995
LCol T.J. Grant, CD Jun 1995 – Feb 1998	LCol D.C. Hilton, CD Feb 1998 – Jun 2000	LCol J. Ellis, CD Jun 2000 – Jul 2002
LCol J. Cade, CD Jul 2002 – Jul 2004		

ARTICLE B 101 - PAST REGIMENTAL SERGEANTS MAJOR

The past Regimental Sergeants Major are shown at Table 8. Photographs of each may be found in the Regimental Sergeant Major's Office in Regimental Headquarters.

Table 8 – Past Regimental Sergeants Major⁴

RSM F. Elliot ⁵ Feb 1900 – March 1900	RSM E.J. Steele ⁶ Mar 1900 – Aug 1900	RSM J. Hynes ⁷ Aug 1900 – Mar 1901
SSM J.C. Page ⁸ Jul 1901 – Apr 1903	SSM J. Graham ⁹ Apr 1903 – Aug 1903	RSM J.R. Sparks ¹⁰ Aug 1903 – Nov 1909
RSM M. Docherty Nov 1909 – Jan 1914	RSM F.C. Rush Jan 1914 – Sep 1914	RSM F. Tompkins Sep 1914 – Mar 1915
RSM C.E. Connolly Mar 1915 – Aug 1915	RSM D.C. Brown Aug 1915 – Jun 1916	RSM G.C. Brown Jun 1916 – Mar 1917

⁴ Regimental Sergeant Major is an appointment not a rank. Additional research will be required to accurately reflect the rank of each Regimental Sergeant Major while they acted in that capacity.

⁵ Served as Regimental Sergeant Major of Strathcona's Horse in South Africa.

⁶ Ibid.

⁷ Ibid.

⁸ Warrant Officer Page was transferred from B Squadron The Royal Canadian Dragoons in Winnipeg, Manitoba with Major Evans when A Squadron Canadian Mounted Rifles was established on 1 July 1901.

⁹ Served as Regimental Sergeant Major of A Squadron Canadian Mounted Rifles.

¹⁰ Served as Regimental Sergeant Major during the transition of the Regiment from A Squadron Canadian Mounted Rifles to The Royal Canadian Mounted Rifles in October 1903.

RSM R.J. Brown Mar 1917 – Apr 1917	RSM G.W.T. Marsden Apr 1917 – Nov 1917	RSM A. McCorquodale, DCM Dec 1917 – Apr 1918
RSM J.S. Price, DCM, MM Apr 1918 – May 1918	RSM J.W. Tuckett May 1918 – Apr 1919	RSM W. Stilwell May 1919 – Jun 1920
RSM R. Richmond, MC Jun 1920 – Jul 1926	RSM H.R. Henry Jul 1926 – Nov 1932	RSM C. Fallas Nov 1932 – Jan 1940
RSM D. Carmichael May 1940 – Aug 1940	RSM A.E. Vince Aug 1940 – Aug 1942	RSM S. Heinrich, MBE Aug 1942 – Jul 1950
RSM L.W. McCullough Jul 1950 – Apr 1951	RSM R. Cunniffe, CD Apr 1951 – May 1953	RSM D.E. MacDonald, CD May 1953 – Jan 1956
RSM E.G. Gaunt, CD Jan 1956 – Mar 1960	RSM W.C. May, CD Mar 1960 – Oct 1963	RSM D.F. Eveleigh, CD Oct 1963 – Dec 1964
RSM T.N. Wertypora, CD Dec 1964 – Aug 1966	RSM J.P. Searle, CD Sep 1966 – Jul 1968	RSM N.A. Pearce, CD Jul 1968 – Dec 1968
RSM H.S. Graham, CD Mar 1969 – Jun 1970	RSM R.J. Slaney, CD Jun 1970 – Oct 1970	RSM N.P. Wheat, CD Oct 1970 – Feb 1972
RSM A.L. Minette, CD Feb 1972 – Aug 1976	RSM R. Francis, MMM, CD Sep 1976 – Jul 79	RSM R.B.E. Clark, MMM, CD Jul 1979 – Aug 1981
RSM P.E. Cady, CD Aug 1981 – Aug 1984	RSM L.H. Sutherland, CD Aug 1984 – Jul 1987	RSM C.H. Shadbolt, CD Jul 1987 – Jul 1990
RSM J.W. Chamberlain, MMM, CD Jul 1990 – Jun 1992	RSM J.G. Elliott, CD Jun 1992 – Jul 1993	RSM P.J. Wonderham, MMM, CD Jul 1993 – Jun 1995
RSM C.H. Hills, CD Jun 1995 – Jun 1998	RSM D.A. Gardner, CD Jun 1998 - Nov 2000	RSM D.M. Biener, MMM, CD Nov 2000 – Jul 2003
RSM C.R. Ells, CD Jul 2003 -		

ANNEX C - BIOGRAPHIESSECTION 1 - LORD STRATHCONA AND MOUNT ROYAL

1. Many Canadians will recognize the famous picture of an elderly white-bearded gentleman, dressed in black with a top hat, hammering the last spike of the Canadian Pacific Railway. Unfortunately, most people recall neither the name of that man nor the important role he had played up to that point in Canadian history. That man, Donald Alexander Smith, later became Lord Strathcona and Mount Royal. The name Strathcona, however, is better recognized because it is proudly used across Canada as a common place-name. Many also know that it was Lord Strathcona who offered to raise a regiment for service in South Africa in 1900. Who was Lord Strathcona and why was the Government of the Dominion of Canada so keen to name a regiment of the Permanent Force in his honour in 1909?



Figure 66 – The Last Spike (Craigellachie, 7 November 1885)

2. Lord Strathcona was a respected businessman, politician, diplomat and philanthropist. Frequently, the line between these roles was somewhat blurred. Any one of the many roles that Lord Strathcona fulfilled would have represented a lifetime of work for many people. He was involved with the Hudson's Bay Company for seventy-six years and was its principal shareholder and an elected Governor for over twenty-five of those years. He was involved in a "legion of corporations as a shareholder, director, or chairman."¹ To list all of the companies he was involved in would fill many pages. Some of the notable positions he held, however, included being a director of the Canadian Pacific Railway (and of several other railways across the country), the President of the Bank of Montreal, the first President of the Montreal Safe and Deposit Company (later Montreal Trust), and a member of the board of directors of numerous companies including the London and Lancashire Life Assurance Company. As a politician, Lord Strathcona was elected to the Legislative Assembly of Manitoba in 1870 and to the House of Commons as a Member of Parliament for Selkirk (1871-1880) and later for Montreal West (1887-1896). History has shown that he had great influence in the political realm.

¹ Alexander Reford, "Smith, Donald Alexander, 1st Baron Strathcona and Mount Royal," Dictionary of Canadian Biography, ed. Ramsay Cook, et al., Volume XIV (Toronto: University of Toronto Press, 1998), p. 943.

3. After his death, Lord Strathcona was described as being the “most important figure in public life in Canada since 1870, although not always in the public eye....”² Donald Alexander Smith, 1st Baron Lord Strathcona and Mount Royal, GCMC, GCVO, undertook a very long journey that brought him from his Scottish roots to the position of Canada’s High Commissioner in London before his death at the age of ninety-four in 1914. He is credited for influencing many aspects of the development of Canada in the late 19th /early 20th century and was involved politically, economically and socially in numerous ways.

4. Donald Alexander Smith was born on 6 August 1820 at Forres, Morayshire in the Scottish Highlands. He came to Canada in May of 1838 where he began his long career with the Hudson’s Bay Company as a clerk at posts in Lachine, Mingan and Tadoussac in Labrador. In 1848 he became the Chief Factor for the Company in Esquimaux Bay (Hamilton Inlet – Labrador) and managed the post at Rigolet. He was promoted to Chief Trader in 1852 and Chief Factor-in-Charge of Labrador District in 1862.

5. In 1853, while he was in Esquimaux Bay, he met and married Isabella Hardisty. Isabella Hardisty was the daughter of Richard Hardisty, the Chief Trader in Equimaux between 1848-1852. Isabella had been previously married to James Grant for two years and had had a son, James Hardisty Grant (later Smith), a year earlier. On 17 January 1854 the Smith’s only child, Margaret Charlotte, was born.

6. In 1866 Smith reached a turning point of his life and left Labrador for Montreal, where his duties as Chief Factor-in-Charge had frequently taken him. He had first met his cousin, George Stephen (later Lord Mount Stephen), on one of his trips to Montreal in 1865. Stephen, a noteworthy banker and investor at the time, had a profound influence on Smith. As a self-appointed agent, Smith had begun to invest the wages of other fur traders through his cousin. After paying the traders their interest, Smith invested additional profits in Hudson’s Bay stock.³ The two developed a very profitable partnership and became very successful businessmen in Montreal. In 1868, Smith was appointed Commissioner of Eastern Operations of the Hudson’s Bay Company’s Montreal Department. It was in this capacity that he embarked on a project that eventually had a tremendous impact on his future and of the future of Canada.

7. On 10 December 1869, the Prime Minister of Canada, Sir John A. MacDonald, had appointed Smith as a special commissioner to go to Fort Garry (Winnipeg) to help resolve the tensions related to Manitoba’s entry into confederation. Smith was instrumental in reaching a peaceful resolution to the Red River Crisis, returning to Ottawa in March of 1870. Partly as a result of the very long and indirect route he had to take to get from Ottawa to Fort Garry, and never one to miss a business opportunity, he developed an interest in the potential for railway in Canada.

8. Smith’s success in the Crisis of 1869 at Fort Garry launched his political career. In 1870 the Dominion Government wanted Smith to become Lieutenant Governor of Manitoba, which he refused because it would have meant relinquishing his responsibilities with the Hudson’s Bay Company. He did, however, act as Governor of Assinaboia for a short period before the appointed Lieutenant Governor, Adams Archibald, arrived. In the fall of 1870 Smith was a successful candidate in Manitoba’s provincial elections. He was elected as the Member of Parliament for Selkirk in a by-election in March 1871. His first speech in the House of Commons included a request that a railway be built from Ontario to Manitoba and a prophecy that it would be initiated within ten years (it was initiated in 1881). As proof of his

² W.T.R. Preston, The Life and Times of Lord Strathcona, (Toronto: McClelland, Goodchild and Stewart Publishers, 1914), p.13.

³ George Woodcock, “Donald Alexander Smith,” Faces from History, (Edmonton: Hurtig Publishers, 1978), p. 52.

popularity in Manitoba, his three opponents in the Selkirk riding polled only 62 votes in the 1872 election.⁴



Figure 67 – Donald A. Smith

9. Despite his debut in politics, Smith continued to remain very active in the Hudson's Bay Company. In 1870 he had been appointed the President of the Hudson's Bay Company's Council of Northern Department. In 1871 he was appointed Chief Commissioner of the Company in Canada. Although he campaigned in the federal election as an Independent Conservative, now as the most senior representative of the Hudson's Bay Company in Canada, Smith (and the Hudson's Bay Company) had the most to gain by sitting in the House of Commons as a member of the ruling Conservative Government. At times Smith was accused of being the "Honourable Member for the Hudson's Bay Company,"⁵ but he did take his responsibilities as a Member of Parliament very seriously. In 1873, Smith helped to force the resignation of Sir John A. MacDonald's Government over the Pacific Scandal. Sir John A. MacDonald was accused of selling the railway charter to Sir Hugh Allen in return for campaign funds. After much deliberation, Smith gave a crucial speech in the House stating that he could not conscientiously vote for his Government.⁶ This disagreement strained the relationship between Smith and Sir John A. MacDonald for years.

10. After the scandal, Smith sat as an independent until he lost his seat in 1878 (by a margin of only nine votes) in the same election that Sir John A MacDonald's Liberal-Conservative Government was returned to power.⁷ When the double mandate (dual provincial and federal representation) ended in 1873, Smith left his provincial seat in January 1874 but maintained his federal seat in the 1874 election.

11. With the development of the West came decreasing profits in the fur trade for the Hudson's Bay Company. In July of 1873 the Company formally separated its fur trading and its land sales operations. Smith became Land Commissioner (Western Operations) and, as a result, his duties were greatly increased as the Company began relinquishing control of the West. Due to his many other interests and private affairs, however, Smith gave up his position as Land Commissioner in 1879, but he remained as an advisor to the Company. Smith continued to invest heavily in the Hudson's Bay Company and, as its principal sharing holder in 1889, was elected Governor of the Company.

12. By 1876 Smith's interest in railways, awakened on his trip west in 1869, materialized. He purchased the defunct Saint Paul and Pacific Line with a small group, including George Stephen, then developed and extended the line to reap tremendous profits. They also obtained running rights from

⁴ Canada's Parliament, History of the Federal Electoral Ridings since 1867, [Online], <http://www.parl.gc.ca/information/about/process/house/hfer/hfer.asp?Language=E>, 10 February 2002.

⁵ Reford, p. 941.

⁶ Donna McDonald, Lord Strathcona: A Biography of Donald Alexander Smith, (Toronto: Dundurn Press, 1996) p. 209-224.

⁷ Canada's Parliament, History of the Federal Electoral Ridings since 1867, [Online], <http://www.parl.gc.ca/information/about/process/house/hfer/hfer.asp?Language=E>, 10 February 2002.

Emerson to Winnipeg. This extended railway became today's Great Northern Railway. Smith also fronted the Canadian Pacific Railroad (CPR) with cash to allow it to continue development of the railway in the 1880s. Backed by a group of investors Stephen reformed the CPR in 1881. The MacDonald Government excluded Smith from this venture (the exclusion, however, was not effective). The railway, scheduled to be completed in 1891, was actually finished on 7 November 1885 when Smith drove the last spike at Craigellachie, British Columbia. Queen Victoria knighted Smith in 1886 for his part in the development of the railway: Donald Smith became Sir Donald Alexander Smith, KCMG.

13. After reconciling with Sir John A. MacDonald, Sir Donald was asked to run as a Member of Parliament for Montreal West. In the spring of 1887, he was once again elected to the House of Commons and also kept that seat in the 1891 election by a substantial margin. In 1896, he was invited to assume the leadership of the Conservatives when Sir John A MacDonald passed away. He declined and, referring particularly to Sir Charles Tupper, stated that better men were available. He was then asked to accept the appointment of the Canadian High Commissioner in England, which was occupied at that time by Sir Charles Tupper. At seventy-six years of age, Sir Donald was sworn in to office to begin a whole new field of diplomatic service.

14. In 1897, Sir Donald was offered a peerage. Since "Montreal" had already been granted to Lord Amhurst, he compromised on his title. Sir Donald "...had settled on Lord Strathcona and Mount Royal of Glencoe, in the County of Argyll, and Mount Royal, in the Province of Quebec and Dominion of Canada.... 'Strath' is Gaelic for 'broad valley' and 'cona,' a reference to the River Coe, flowing through the glen to Loch Leven. Mount Royal, of course is the mountain after which Montreal is named and both McGill University and the Royal Victoria Hospital are at its base."⁸ Later, on 26 June 1900, a new peerage was granted to permit the title to be passed to the male heirs of his daughter, Margaret. When Sir Donald was granted a peerage it was speculated that he might retire and it was even proposed that he succeed the Earl of Aberdeen as Governor General of Canada. Had Lord Strathcona agreed he might have been the first "Canadian" Governor General; in spite of strong public opinion for this move, however, he refused to consider the proposal.

15. The period of 1896 to 1913 is often referred to as that of "Canada's Spectacular Development." Lord Strathcona's term as High Commissioner coincides so closely with this period of incredible development that it is also called "the Strathcona Period." Except within Hudson's Bay Company circles, Lord Strathcona was unknown to the average Englishman. As High Commissioner he sought preferential Empire trade and settlers for Canada. Although he had to give up the former issue, which was politically "hot," he pursued the latter with great vigour. In this respect, he made hundreds of speeches and, after all, became the best-known "Canadian" in England. Immigration between 1896 and 1914 increased Canada's population by 150 percent to close to 8 million people, with the majority coming from Britain.⁹ This increase was due, in large part, to Lord Strathcona.

16. When the Boer uprising occurred in South Africa in 1899 it was with difficulty that Strathcona, as High Commissioner, refrained from suggesting to Prime Minister Laurier that Canada should quickly support the British Empire. Lord Strathcona was irked by Canada's indecision. By the fall of 1899, Canada had decided to send a contingent and, as the war took a turn for the worse, a second contingent was announced soon afterwards. It was at this time that Lord Strathcona offered to raise a regiment to fight in the war. The British War office readily accepted his offer; hence Strathcona's Horse was raised in Canada for special service in South Africa, departing Halifax on 16 March 1900.

⁸ McDonald, p. 416.

⁹ Statistics Canada, Population and Migration, [Online] <http://www.statcan.ca/english/freepub/11-516-XIE/sectiona/sectiona.htm#Population>, 13 June 2004.

17. Lord Strathcona gave generously throughout his later years, the benefits of which are still visible today. In 1909, he gave \$300,000 (close to \$5 M in 1994 dollars)¹⁰ to establish the Strathcona Trust for Physical and Military Training in Schools. The Lord Strathcona Trust Fund of today continues to be a key element of the Cadet movement in Canada. He donated frequently to hospitals in England and all across Canada, such as the Royal Victoria Hospital in Montreal, Calgary General, Children's Hospital in Winnipeg and the Strathcona Hospital in Edmonton. For years, Lord Strathcona provided annual funds to the Grenfell Mission, where Dr. Sir Winfred Grenfell provided medical support to Labrador outposts. Many chapters of the Young Men's Christian Association (YMCA) also received significant financial grants. Universities are prominent in his list of donations and bequests. Many universities such as Manitoba, Calgary, Toronto and Yale, and most prominently University of McGill in Montreal received substantial funds.¹¹ So much so that fourteen universities granted Lord Strathcona with honorary degrees.¹² The facts that Lord Strathcona's daughter, Margaret, had married Dr. Robert Jared Bliss Howard, the son of the former Dean of Medicine at McGill, Dr. Robert Palmer Howard, and that Smith had been McGill's Chancellor since 1888, may have had a great deal to do with his benevolence to McGill.



Figure 68 – Lord Strathcona Inspecting his Regiment in September 1909

18. By 1909, Lord Strathcona was a prominent figure in Canada and England. He had already shaped Canadian history and was continuing to do so in most significant ways. The Canadian Government chose to honour him by renaming a regiment of the Permanent Force in his honour. As Strathcona's Horse had been disbanded immediately after the South African War, the Royal Canadian Mounted Rifles, a relatively new unit who were comprised of former Strathcona's Horse officers and soldiers and who were stationed in Lord Strathcona's old riding of Selkirk, were named Strathcona's Horse (Royal Canadians). In 1911, Lord Strathcona was appointed Honorary Colonel of his namesake regiment whose name had recently been changed to Lord Strathcona's Horse (Royal Canadians).

¹⁰ McDonald, p.536.

¹¹ McDonald, pp. 507-534.

¹² Reford, p. 945.

19. At ninety-one years of age Lord Strathcona submitted his resignation as High Commissioner. Sir Robert Borden was to succeed him. When Laurier's Government fell in September 1911, however, Borden formed the new Government and Strathcona's resignation was not accepted. Once again, in February 1913 Lord Strathcona's resignation was not accepted.¹³ Shortly after the death of Lady Strathcona on 12 November 1913, Lord Strathcona's eventful career ended. He died on 21 January 1914, in his ninety-fourth year. Lord Strathcona was buried in Highgate Cemetery in London, England. A regimental plaque was installed in his crypt when it was refurbished in 1987.

20. The Strathcona family continues to maintain close ties with the Regiment. On the death of Lord Strathcona's daughter, Margaret, in 1926 the title of Lord Strathcona passed to her son Donald Sterling Palmer Howard who became the 3rd Baron Strathcona and Mount Royal. Lieutenant-Colonel Sir Donald Howard acted as the Honorary Colonel of Lord Strathcona's Horse (Royal Canadians) between 1943 and his death in 1959 (see ARTICLE 2202 - Honorary Colonels). He visited the Regiment at Marsefield Camp, England in 1943 when he assumed the role of Honorary Colonel. Later he visited the Regiment in Calgary in 1952 and D Squadron while they were at Fort Anne, in Germany in November 1954 and again in August 1955. Lieutenant-Colonel Sir Donald Howard was also present at the opening of Sarcee Military Camp in Calgary in August 1958, six months before he passed away on 22 February 1959.

21. Lord Strathcona's great grandson still bears the title 4th Baron Strathcona and Mount Royal. Living on the Island of Islay on the West Coast of Scotland, Lord Donald Euan Palmer Howard continues to maintain ties with the Regiment. He visited the Regiment: in Calgary in 1975 for the seventy-fifth Reunion; in 1985 for the one-hundredth Anniversary of the Canadian Pacific Railway Last-Spike Ceremony; in October 1990 in recognition of the Regiment's ninetieth anniversary; and in May 2000 for the Reunion weekend in Edmonton during Celebration 2000.

SECTION 2 - MAJOR-GENERAL SIR SAMUEL BENFIELD STEELE, KCMG, CB, MVO

1. Major-General Sir Samuel Benfield Steele was born 5 January 1848, in Purbrook, Ontario, to Captain Elmes Steele of the Royal Navy, and his second wife, Anne.¹⁴

2. At the age of 18, Steele joined the 35th Simcoe Regiment (now The Grey and Simcoe Forresters). He served with them in the repulsion of the Fenian Raids for which he received a medal with clasp. That same year, he was commissioned Ensign and qualified as Field Officer, receiving full marks in both drill and discipline. In 1867, he transferred to the 37th Haldimand Regiment. Three years later, he transferred to the Ontario Rifles, where he was promoted to the rank of Corporal. Shortly thereafter he took part in the Red River Expedition, under Colonel Garnet Wolseley. When A and B Batteries of The Royal Canadian Artillery were formed in 1871, Steele joined their ranks as a Sergeant and assumed the role of gunnery instructor.

3. In 1873, Steele joined the newly formed North West Mounted Police. He was ranked Troop Sergeant Major and placed in charge of the equestrian classes. Between 1875 and 1878 he held the position of Regimental Sergeant Major and was subsequently promoted to Sub-Inspector of the Force.

¹³ Reford, p. 944.

¹⁴ There are many different dates used for Sir Sam's birthday. In his autobiography Forty Years in Canada (Toronto, 1915: McGraw-Hill Ryerson Limited, rpt. 1972) he used 1849. Robert Stewart used 1851 in Sam Steele: Lion of the Frontier (2nd ed. Toronto: Doubleday Canada, 1999). Other sources have used 1852 and even 1853. Thanks to the research of Murray A. Cayley, the Saint James Anglican Church ledger in Orillia, Ontario revealed an entry for the birth of Samuel Benfield Steele on 5 January 1848. Many speculated that Sir Sam misrepresented his age prior to the First World War in order to appear younger.

4. During the North West Rebellion of 1885, Inspector Steele was personally requested by Major-General T.B. Strange to raise a small force known as “Steele’s Scouts.” The force was comprised of elements of the North West Mounted Police and cowboys from the surrounding area. Steele’s Scouts were employed alongside the Alberta Field Force, where Steele acted as Cavalry Commander. After the Rebellion, he was promoted to Superintendent of the North West Mounted Police and commanded the Force through the years of the Yukon Gold Rush. His crowning achievement during this period was the construction of a Mounted Police post at Fort Steele, British Columbia. It was also during this time that he met his wife, Marie E de Lotbiniere-Harwood. The couple was married on 15 January 1890.

5. In January 1900, Superintendent Steele was selected to raise Strathcona’s Horse for special service in South Africa. After the South African War he was promoted to the rank of Colonel in May 1901 and became a Companion of the Most Honourable Order of the Bath (CB) and a Member of the Royal Victorian Order (MVO). After realizing that Strathcona’s Horse would not soon become part of the Permanent Force, despite the government’s intention, Steele took a leave of absence and returned to South Africa to command B Division of the South African Constabulary.¹⁵

6. In 1907, Steele returned to Canada where he was appointed Commander of Military District 13, which included Alberta and parts of the Yukon Territory. In May 1909, he was appointed District Officer Commanding Military District 10, Manitoba. From 1910 – 1912, he was re-appointed the Commanding Officer of Strathcona’s Horse (Royal Canadians).



Figure 69 – Lieutenant-Colonel Sam Steele (1900)

7. In December 1914, Steele was promoted to the rank of Major General and appointed Inspector General of Western Canada. In May 1915, he was appointed General Officer Commanding 2nd Canadian Division and took them to England. He remained in England as the Commander of Canadian troops at Shorncliffe, England, a position he held until retirement in 1918. That same year, he became the Knight Commander of the Most Distinguished Order of Saint Michael and Saint George (KCMG). He passed away in 1919 at the age of 71 and was buried at Saint John’s Cemetery in Winnipeg, Manitoba.

¹⁵ Samuel B. Steele, *Forty Years in Canada*, p. 363.

SECTION 3 - BIOGRAPHY OF CURRENT COLONEL OF THE REGIMENT

(Intentionally blank – insert biography on following page)

BIOGRAPHY OF COLONEL I.D. MARK EGENER, CD

Figure 70 – Colonel Egener

1. Colonel Egener was born in Toronto, Ontario in July 1938 and spent his formative years in London, Ontario. He attended the Royal Military College in Kingston Ontario and the University of Western Ontario where he was granted a Bachelor of Engineering Science (Mechanical Engineering) in 1961.
2. He was posted to The Fort Garry Horse and held a series of Regimental appointments in Petawawa and North West Europe. In 1964 he attended the Technical Staff Course at the Royal Military College of Science in Shrivenham, UK. He returned to Canada to the Royal Canadian Armoured Corps School, Trials and Evaluation Unit, in 1966. He was a student at the Canadian Army Staff College in 1967 and joined the Strathcona's as a Squadron commander in Germany in 1968.
3. On return to Canada in 1970, he completed a two-year Master of War Studies program at the Royal Military College. This was followed by a tour as Senior Canadian with the United Nations Military Observer Group in India and Pakistan. In 1973 he was appointed Commanding Officer of Lord Strathcona's Horse (Royal Canadians) in Calgary.
4. Following regimental command, Colonel Egener served as Assistant Military Attaché (Army) and Acting Military Attaché in Washington D.C. In 1977 he returned to Kingston on the Directing Staff of the Army Staff College.
5. In 1978 he accepted a position with Nova Corporation of Alberta (then Alberta Gas Trunk Line) to be involved with a small group in the development of the Western Petrochemical Project. Here he occupied a number of challenging positions before being transferred on executive loan to the Alberta Government in Edmonton in 1983 to be Managing Director of Alberta Public Safety Services (a Deputy Minister level position).
6. He remained in the public service of Alberta for the next twelve years as Chief Executive Officer of this provincial government agency responsible for the development of legislation, advising the minister and cabinet and administering the organization responsible for disaster and emergency preparedness, response and recovery and hazardous material regulation in Alberta. Also during this period he was instrumental in the establishment of the Major Industrial Accidents Council of Canada and he served on the Council's Board of Directors and as its Chairman.
7. In 1995 he retired from public service and formed a consulting company, Summit Enterprises International Inc (S.e.i.), which focussed on crisis and risk management as well as general management services. In 1998, S.e.i. became associated with Global Change Strategies International Inc., one of Canada's leading consultancies in the climate change and global warming field. His clients include the federal, provincial and municipal governments, leading Canadian corporations and a number of international governments and agencies.
8. Colonel Egener lives in Edmonton with his wife Julia. They have two grown children and five grandchildren in Ottawa and Canmore, Alberta.

ANNEX D - VICTORIA CROSS WINNERSARTICLE D100 - GENERAL

1. The Victoria Cross is awarded for most conspicuous bravery or some daring or pre-eminent act of valour or self-sacrifice or extreme devotion to duty in the presence of the enemy. The Victoria Cross was instituted by a Royal Warrant dated 29 January 1856, but was made retrospective to the autumn of 1854 to cover the period of the Crimean War.

2. Each Victoria Cross is inscribed on the obverse with the words “*For Valour*” and on the reverse with the recipient’s name, rank, number and unit on the suspension bar. The date of the act of bravery is inscribed in the centre of the reverse of the cross.

3. Three members of the Regiment have been awarded the Victoria Cross. The first, Sergeant Richardson’s during the South African War, was the first Victoria Cross to be awarded to a Canadian in a Canadian unit.



Figure 71 – Victoria Cross



Figure 72 – Regimental VC Winners (Left to Right: Sergeant A.H. Richardson, VC; Brigadier F.M.W. Harvey, VC, MC, C de G, CD; and Lieutenant G.M. Flowerdew, VC)

ARTICLE D101 - SERGEANT A.H. RICHARDSON, VC

1. Arthur Herbert Lindsay Richardson was born in Liverpool, England in 1873. In 1898 he immigrated to Canada, where he worked on a ranch for some time before joining the North West Mounted Police. At the outbreak of the South African War, Richardson joined Strathcona’s Horse, and saw action in South Africa, where he won the Victoria Cross. Little is known of Richardson’s subsequent activities until his return to England in 1916, where he worked as a labourer in Liverpool for many years. He died in Liverpool, England on 16 December 1932 and was buried in St James’s Cemetery.

2. Citation:

“On 5 July, 1900 at Wolver Spruit about fifteen miles north of Standerton, a party of Lord Strathcona’s Horse, only 38 in number, came into contact and was engaged at close quarters, with a force of 80 of the enemy. When the order to retire was given, Sergeant Richardson rode back under heavy crossfire and picked up Corporal McArthur whose horse had been shot and who was wounded in two places and rode with him out of fire. At the time that this act of gallantry was performed, Sergeant Richardson was within 300 yards of the enemy, and was himself riding a wounded horse.”

3. Richardson’s Victoria Cross is displayed at the Canadian War Museum in Ottawa, Ontario.

ARTICLE D102 - BRIGADIER F.M.W. HARVEY, VC, MC, C DE G, CD

1. Frederick Maurice Watson Harvey was born in Athboy, Ireland on 1 September 1888. He is also the holder of the Military Cross. The action described in the citation took place in front of the village of Guyencourt, France on 27 March 1917. During the Second World War Frederick Maurice Watson Harvey attained the rank of Brigadier and was District Officer Commanding for Alberta. He died in the Colonel Belcher Hospital in Calgary, Alberta on 21 August 1980 at the age of 92. He was buried in Fort MacLeod, Alberta on 25 August 1980.

2. Citation:

“For most conspicuous bravery and devotion to duty. During an attack by his regiment on a village, a party of the enemy ran forward to a wired trench just in front of the village and opened rapid fire and machine gun fire at a very close range, causing heavy casualties in the leading troop. At this critical moment when the enemy showed no intention of retiring and fire was still intense, Lieutenant Harvey, who was in command of the leading troop, ran forward well ahead of his men and dashed at the trench, still fully manned, jumped the wire, shot the machine gunner and captured the gun. His most courageous act undoubtedly had a decisive effect on the success of the operation.”

3. Harvey’s Victoria Cross is on permanent display at the Regimental Museum in Calgary, Alberta. Harvey’s Victoria Cross is the only one that is displayed such that both sides can be seen by visitors.

ARTICLE D103 - LIEUTENANT G.M. FLOWERDEW, VC

1. Gordon Muriel Flowerdew was born in Billingsford, Norfolk, England on 2 January 1885. He was educated at Framlingham College, Suffolk. In 1903 he came to Canada, where he lived at Duck Lake, Saskatchewan and at Queensbay, Kootenay Lake and Wallachin, British Columbia. In 1914 he enlisted in the 31st British Columbia Horse, later transferring to Lord Strathcona’s Horse (Royal Canadians). The cavalry charge described in the citation took place 30 March 1918, at the Bois de Moreuil (Moreuil Wood) in France. Lieutenant Flowerdew died of wounds on the following day. He was buried in Namps-au-Val British cemetery, eleven miles south west of Amiens, France.

2. Citation:

“For most conspicuous bravery and dash when in command of a squadron detailed for special service of a very important nature. On reaching the first objective, Lieutenant Flowerdew saw two lines of the enemy, each about sixty strong, with machine guns in the centre and flanks, one line about two hundred yards behind the other. Realizing the critical nature of the operation and how many depended upon it, Lieutenant Flowerdew ordered a troop under Lieutenant Harvey to dismount and carry out a special movement while he led the remaining three troops to the charge. The squadron (less one troop) passed over both lines, killing many of the enemy with the sword, and wheeling about galloped at them again. Although the squadron had then lost about 70 percent of its number, killed and wounded, from rifle and machine gun fire directed on it from the front and both flanks, the enemy broke and retired. The survivors then established themselves in a position, where later they were joined, after much hand-to-hand fighting, by Lieutenant Harvey’s party. Lieutenant Flowerdew was dangerously wounded through both thighs during the operation, but continued to cheer on his men. There can be no doubt that this officer’s great valour was the prime factor in the capture of the position.”

3. After a long loan period at the Regimental Museum ending in February 2003, Flowerdew’s Victoria Cross is now displayed at Framlingham College in Suffolk, United Kingdom.

ANNEX E - MEMORIALSSECTION 1 - GENERAL

1. By definition, a memorial is “an object, institution, or custom established in memory of a person or event.”¹ The very name Lord Strathcona’s Horse (Royal Canadians) serves as a memorial to Sir Donald A. Smith, Lord Strathcona and Mount Royal and to the raising of Strathcona’s Horse in 1900. Many of the Regiment’s customs described in this manual help to perpetuate the memory of the Regiment and its proud service to Canada. Similarly, many objects have been dedicated to the Regiment or to the memory of individual Strathconas as lasting memorials of their deeds or of the Regiment’s losses.

2. The purpose of this annex is to describe memorials that have been dedicated to the Regiment or individual Strathconas. Strathconas should take great pride in the influence that the Regiment has had throughout Canada and in Canada’s involvement in key events in modern history. That sense of pride comes a high price of continued resolve, dedication and perseverance of many individuals fighting for common values. For some, however, paying that price resulted in loss of life. The details of the many memorials to Strathconas throughout the world have been included in this annex to ensure that the actions of the Regiment and individuals are not forgotten.

3. Two of the key memorials that are integral to day-to-day regimental customs and traditions are the Memorial Gong and the Roll of Honour, both of which are maintained in regimental lines. These two memorials are described fully at Chapter 4 -SECTION 3 - MEMORIALS. Numerous other regimental memorials in the form of plaques, cairns, stained glass windows, statues, vehicles and other monuments can be found throughout Canada and around the world and are described here as appropriate.

4. The scope of this annex has been limited to listing memorials to the Regiment as a whole or to Strathconas as individuals. Due to the sheer volume, war graves and cemeteries are not included here nor are the numerous monuments and dedications to Lord Strathcona himself.

5. The annex should continue to be developed when information about older memorials is revealed and newer memorials initiated or dedicated. To assist the Regimental Society, a full description containing all details of any inscriptions, titles/names, type of memorial, purpose(s), dedications and locations along with information regarding when, where, how and by whom it was dedicated/unveiled along with photos will be needed.

6. The list of memorials in this annex have been divided into: Monuments, Cairns and Statues; Vehicle Monuments; Other Monuments; and Dedications.



Figure 73 – Grave Stone of Unknown Strathcona, Chauny Communal Cemetery, France

¹ The Oxford Concise Dictionary.

SECTION 2 - MONUMENTS, CAIRNS AND STATUESARTICLE E200 - THE STRATHCONA MONUMENT – MONTREAL, QUEBEC

1. The large equestrian statue of a dismounted soldier holding a rearing horse by Canadian sculptor George William Hill (1862-1934) has rested in Dominion Square (now called Dorchester Square) in Montreal, Quebec since 24 May 1907. The soldier's uniform is that of Strathcona's Horse during the South African War. The monument itself was dedicated to Lord Strathcona and all Canadian units who fought in the South African War.

2. The badges of Strathcona's Horse, Canadian Mounted Rifles, The Royal Canadian Infantry and The Royal Canadian Artillery are on the northwest, southwest, southeast and northeast corners respectively. Also inscribed or depicted on the plinth are the following:

[West-Front Side]

*IMPERIUM
ET
LIBERTAS*

(Below is a profile (head and shoulders) of Lord Strathcona with MCM, MCMII written below)

[North Side]

*IN GRATEFUL
RECOGNITION OF THE PATRIOTISM
AND PUBLIC SPIRIT SHOWN BY LORD
STRATHCONA AND MOUNT ROYAL
IN RAISING AND EQUIPPING A REGIMENT
OF HORSE FOR SERVICE IN SOUTH
AFRICA AS AN EVIDENCE OF HIS SYMPATHY
WITH THE CAUSE OF IMPERIAL UNITY*

(Below is a scene of KOMATI RIVER – BELFAST)

[East-Rear Side]

*KIMBERLY
PAARDENBURG
JOHANNESBURG
MAFEKING
PRETORIA
HARTS RIVER
BELFAST
LYDENBURG
DIAMOND HILL
FABER'S PUT*

[South Side]

*TO
COMMEMORATE
THE
HEROIC DEVOTION OF THE
CANADIANS WHO FELL IN THE
SOUTH AFRICAN WAR
AND THE VALOUR OF THEIR
COMRADES*

(Below is a scene of PAARDENBURG)

ARTICLE E201 - SOUTH AFRICAN WAR MEMORIAL – CALGARY, ALBERTA

1. The equestrian statue in Central Memorial Park in Calgary, Alberta was dedicated:

*IN MEMORY OF THE BRAVE MEN OF
THE PROVINCE OF ALBERTA WHO IN THE SOUTH
AFRICAN WAR OF 1899 – 1902 GAVE THEIR
LIVES FOR THEIR COUNTRY'S HONOUR.
THIS MONUMENT IS ERECTED BY THE
CITIZENS OF CALGARY. 1914.*

2. Although the monument is not dedicated to the Regiment, the figure is that of a mounted trooper of Strathcona's Horse. On either sides of the plinth are bronze plates with profiles of Queen Victoria and King Edward VII. The statue was dedicated in 1914 through donations from fellow veterans, Senator Patrick Burns and the Colonel MacLeod Chapter of the Imperial Order of the Daughters of the Empire (IODE). Sculpted by P. Herbert, the statue was considered to be one of the four finest equestrian statues in the world.

ARTICLE E202 - SOUTH AFRICAN MONUMENT TO WAR DEAD – LYNDENBURG, SOUTH AFRICA

1. The South African Monument to War Dead, one of the Regiment's Celebration 2000 projects, was unveiled in Lydenburg, South Africa in February 2000 in the presence of a small contingent of serving and retired Strathconas and their wives.

2. The South African Monument to War Dead commemorates the members of the Regiment who fell in the South African War. The names of twenty-seven fallen Strathconas, along with the dates and locations of where they fell, are engraved in a plaque on the front side of the eight-foot high, stone monument. These names are listed at Figure 74.

STRATHCONA'S HORSE CANADA				
ROLL OF HONOUR				
	RSM	F. ELLIOT	17.10.1900	PRETORIA
514	SGT	PARKER, E.C.	30.07.1900	WATERVAL
465	SGT	BROTHERS, J.	04.09.1900	BADFONTEIN
335	SGT	LOGAN, A.E.H.	04.09.1900	BADFONTEIN
332	CPL	LEE, B.H.	06.07.1900	WATERVAL
500	CPL	ST. GEORGE, B.A.L'E	21.12.1900	JOHANNESBURG
402	TPR	ARNOLD, F.G.	11.08.1900	WATERVAL
508	TPR	CRUICKSHANK, C.	04.09.1900	BADFONTEIN
368	TPR	INGRAM, W.H.	29.12.1900	CLOCOLAN
509	TPR	JENKINS, A.	01.07.1900	WATERVAL
297	TPR	JONES, A.	04.09.1900	BADFONTEIN
152	TPR	NORRIS, F.	05.07.1900	VLAKFONTEIN
284	TPR	WEST, W.	04.09.1900	BADFONTEIN
312	TPR	WIGGINS, H.J.	04.09.1900	BADFONTEIN
171	TPR	BANKS, E.M.	02.06.1900	CAPE TOWN
398	TPR	CANCELLOR, E.V.	13.11.1900	GERMISTON
321	TPR	COTTERILL, C.W.	24.06.1900	DURBAN
51	TPR	DANDY, C.R.	11.12.1900	POTCHEFSTROOM
324	TPR	DAVIS, L.S.	09.10.1900	PRETORIA
361	TPR	FERNIE, M.	31.01.1901	BLOEMFONTEIN
381	TPR	HARRIS, C.B.	22.01.1901	WOOLWICH
629	TPR	HUNT, W. DEVERE	14.11.1900	PRETORIA
364	TPR	HUNTER, E.T.	16.02.1901	GRAVESEND
221	TPR	MCINTOSH, E.	28.01.1901	BLOEMFONTEIN
483	TPR	MCNICOLL, A.	19.07.1900	NEWCASTLE
157	TPR	SCOTT, L.B.	21.11.1900	POTCHEFSTROOM
392	TPR	SIMMILL, J.	25.04.1900	CAPE TOWN

ERECTED IN PROUD MEMORY BY
THE LORD STRATHCONA'S HORSE (ROYAL CANADIANS) REGIMENTAL SOCIETY
FEBRUARY 2000

Figure 74 – Names on the South African Monument to War Dead



Figure 75 – The South African Monument to War Dead

3. The back of the monument was dedicated to the Regiment's first winner of the Victoria Cross, Sergeant A.H.L. Richardson. This plaque reads:

*STRATHCONA'S HORSE
CANADA*

*THE VICTORIA CROSS
AN ACT OF VALOUR*

*ON JULY 5, 1900, AT WOLVE SPRUIT
SGT A.H.L. RICHARDSON RESCUED A
COMRADE UNDER RELENTLESS ENEMY
FIRE IN ONE OF THE MOST DARING
FEATS OF THE ENTIRE WAR*

ARTICLE E203 - POINT 204 GOTHIC LINE CANADIAN MEMORIAL – TAVULLIA, ITALY

1. On 7 September 1997, the Citizens of Tavullia, Italy unveiled a memorial to the Canadian Army in the Gothic Line in August and September 1944. Architect Giuseppe Rombini designed the monument, which is located on Point 204 or “Pozzo Alto Ridge.” Although the memorial was dedicated to the Canadian Army, Point 204 has very special meaning to Lord Strathcona’s Horse (Royal Canadians). It was at this location that the Regiment fought a fierce battle critical to the breaching of the Gothic Line on 31 August/1 September 1944.²

2. The memorial includes two medal tablets sculpted by Terenzio Pedini. One of the plaques, which lists all the names of the Divisions, Brigades, Corps and Regiments of I Canadian Corps, reads:

*THIS PLAQUE IS DEDICATED TO THE
CANADIAN REGIMENTS AND CORPS WHO
FOUGHT WITH VALOR IN THE GOTHIC LINE
IN 1944, AND IN TRIBUTE TO THE 1000+
SOLDIERS WHO PAID THE SUPREME
SACRIFICE FOR FREEDOM*

3. The other plaque reads:

THE GOTHIC LINE – AUGUST/SEPTEMBER 1944

*HERE THE HEROIC DEEDS OF THE
I CANADIAN CORPS BREACHED THE IMPOSING
GERMAN DEFENSES WITH THE LOSS OF OVER
1,000 LIVES FOR THE FREEDOM OF ITALY AND
PEACE IN EUROPE IN WITNESS TO AND AS A
WARNING FOR FUTURE GENERATIONS*

ARTICLE E204 - NUNSPEET MEMORIAL CAIRN – NUNSPEET, THE NETHERLANDS

**Figure 76 – Lieutenant-General W.A. Milroy, DSO, CD (Retired)
at the Nunspeet Memorial on 19 April 2000**

1. Nunspeet, the Netherlands was the last town liberated by Lord Strathcona’s Horse (Royal Canadians) during the Second World War. The Regiment had been called on by the Dutch Underground to enter the city in order to flush out the remains of the occupation forces and to collect prisoners. The Regiment commemorated the fifty-fifth anniversary of the liberation of the town and inaugurated a Memorial Cairn at the Old Municipal Hall on 19 April 2000.

² Regimental accounts of the Battle on Point 204 are detailed in: Lord Strathcona’s Horse (Royal Canadians): Record of Achievement (pp. 112-127); Always a Strathcona (pp. 175-176); and “Battle Honours: The Gothic Line,” The Strathconian, 1995, pp. 127-129 (reprinted from the Strathconian, Volume 65 (1957) and May 1963).

2. The commemorative monument was made in the Netherlands and paid for by the town of Nunspeet. The plaque was also made in the Netherlands and paid for by the Regimental Society. The engraving, which is in English, French and Dutch, reads:

*Ter gelegenheid van het 100-jarige bestaan van
LORD STRATHCONA'S HORSE (ROYAL CANADIANS)
het regiment dat op 19 april 1945 Nunspeet als bevrijder binnentrok*

*Without the past, the present has no future
Sans le passé, le présent n'a pas d'avenir
Zonder verleden heeft het heden geen toekomst*

19 april 2000

ARTICLE E205 - THE KOREAN VETERANS NATIONAL WALL OF REMEMBRANCE – BRAMPTON, ONTARIO

1. The Korean Veterans National Wall of remembrance is a 200-foot long, polished granite wall with 516 bronze plaques representing the names of fallen soldiers. The centrepiece is a larger bronze plaque, which lists the names of the Canadian units that participated in the Korean War, including Lord Strathcona's Horse (Royal Canadians). Five troopers of Lord Strathcona's Horse (Royal Canadians), who are buried at the United Nations Cemetery in Pusan, Korea, are honoured on the memorial.³

*Gray, Kenneth Allen 14 June 1952
Neufield, Leonard George 20 August 1952
Smillie, John Fulton 17 December 1951
Squires, Samuel Joseph 10 June 1952
Waldener, Gordon Harry 2 October 1952*

2. The Korean Veteran National Wall of Remembrance was unveiled at the Meadowvale Cemetery in Brampton, Ontario on 27 July 1997. The Korean Veterans Association holds a memorial service at the National Wall annually on the 27th of July.⁴

ARTICLE E206 - KOREAN VETERANS CAIRN – WINNIPEG, MANITOBA

1. As indicated on the website of the Lieutenant-General R.R. Crabbe Chapter of the Canadian Association of Veterans in United Nations Peacekeeping, many Canadian communities have added Korean War plaques to existing cenotaphs and monuments to honour losses from that conflict. Instead, the Manitoba Chapter established the Korean Veterans Cairn to represents one central place to honour these veterans. The polished-granite Korean Veterans Cairn, details forty-nine names of Manitobans who lost their lives in Korea or who died in the Canoe River train wreck on their way to Korea. The cairn was unveiled in the Brookside Cemetery in Winnipeg, Manitoba on 13 September 1998.⁵

2. The name Trooper Leonard George Nuefield, Lord Strathcona's Horse (Royal Canadians) is inscribed on the Cairn. In addition, the Province of Manitoba has named lakes, islands, bays and other geological features honouring those Manitobans whose names appear on the Cairn. Leonard Neufield Lake is located in the east part of central Manitoba.

³ These names are also listed in the Regiment's Roll of Honour.

⁴ [Online] <http://www.stemnet.nf.ca/monuments/on/bramont1.htm>, 8 April 2003 and [Online] <http://www.cavunp-manitoba.com/koreafatalaties.html>, 11 June 2004.

⁵ [Online] <http://www.cavunp-manitoba.com/korea.html>, 11 June 2004.

ARTICLE E207 - MEMORIAL CAIRN – CANADIAN FORCES BASE BORDEN, ONTARIO

1. Located in Worthington Park in Canadian Forces Base Borden, Ontario, a plaque on a cement cairn reads:

*This memorial, erected by
the Royal Canadian Armoured Corps,
is dedicated to the memory
of several armoured personnel killed
during peacetime military service.*

Lord Strathcona's Horse (Royal Canadians)

*Lt. C.C. Van Straubenzee, 10 May 57
Tpr McDavid G.E., 29 Nov 57
Tpr Wiley R.J., 7 Sep 61*

2. The above-mentioned Strathconas, as well as other members of the Royal Canadian Armoured Corps not listed here, were killed while on active service with the United Nations Emergency Force (UNEF) in Egypt between 1956 and 1967. The Protestant Chapel of Saint Luke and Saint John at the Edmonton Garrison also prominently displays a large brass plaque “in the memory of Trooper Wiley R.J. Recce Sqn. LdS.H.(RC) 1961.” Absent from the Borden memorial is Corporal George A. Gauthier, a Strathcona who was attached to 56 Transportation Company, Royal Canadian Army Service Corps, who died on 20 February 1960 also while serving with UNEF.⁶

3. The Royal Canadian Armoured Corps Association (Cavalry) unveiled a United Nations Peacekeepers Monument in Worthington Park on 19 October 2002 in memory of Armoured Corps soldiers who died during peacekeeping operations. All four names listed above, in addition to twelve other Armoured Corps soldiers, are engraved on the polished granite memorial.⁷

⁶ John Marteinson and Michael R. McNorgan, The Royal Canadian Armoured Corps: An Illustrated History, pp. 358-9.

⁷ Lord Strathcona's Horse (Royal Canadians) Newsletter, (Calgary: Lord Strathcona's Horse (Royal Canadians) Society, Vol.19, No. 1, Spring 2004), p. 8.

ARTICLE E208 - MEMORIAL CAIRN – GAGETOWN TRAINING AREA, NEW BRUNSWICK

A memorial cairn is located at the junction of the Hamstead and Jerusalem roads in the Gagetown training area. The cement cairn displays a bronze regimental badge, five sections of Centurion Tank track painted in regimental colours and a plaque, which reads:

*THIS PLAQUE WAS ERECTED DURING EX RENDEZVOUS 81
BY ALL RANKS LORD STRATHCONA'S HORSE (ROYAL CANADIANS)
TO MARK THE FIRST VISIT OF THE REGIMENT TO GAGETOWN
AND TO HONOUR THE MEMORY OF
THE MAINLY STRATHCONA CREW KILLED WHILE
TRAINING HERE ON 17 MAY 1973.*

IN MEMORIAM

*WO MAY R.J. LDSH(RC) AND 8CH
CPL HOLIDAY D.E. LDSH(RC) AND 8CH
AND
CAPT P.A. POISSON R22R*



Figure 77 – Memorial Cairn, Gagetown

ARTICLE E209 - STONE CAIRN – HARVEY BUILDING, EDMONTON, ALBERTA

Figure 78 – Harvey Building Stone Cairn

1. The stone cairn in front of the Harvey Building has a special connection to all First World War soldiers who trained at Camp Sarcee in Calgary, Alberta. The cairn was originally erected at the front entrance to Harvey Barracks in Calgary in 1984. The cairn has a bilingual plaque detailing its most recent dedication:

*BRIGADIER F.M.W. HARVEY
VC, MC, C DE G BUILDING
OFFICIALLY OPENED
20 OCTOBER 1996*

BY

*THE HONOURABLE A. ANNE, MCLELLAN
MINISTER OF NATURAL RESOURCES CANADA*

*The opening of this building took place on the occasion of the move
of Lord Strathcona's Horse (Royal Canadians)
from Calgary to Edmonton*

2. The cairn was initially dedicated in the presence of the Colonel of the Regiment, Major-General P.A. Neatby, CD. The original plaque on the cairn reads:

*THIS CAIRN, CONSTRUCTED FROM STONES WHICH WERE
PLACED ON THE SIDE OF SIGNAL HILL BY SOLDIERS
DURING WWI TO FORM REPLICAS OF THEIR UNIT BADGES,
IS DEDICATED TO ALL THOSE WHO TRAINED AT
SARCEE CAMP FOR SERVICE OF THEIR COUNTRY IN
FOREIGN LANDS.
ERECTED BY
THE LDSH(RC) REGIMENTAL ASSOCIATION
11 NOV 1984*

ARTICLE E210 - STRATHCONAS MONOLITH – HARVEY BUILDING, EDMONTON, ALBERTA

1. The three-foot high monolith, in the shape of a rough-cut grave marker, rests at the entrance to the Harvey Building in Edmonton. The bronze plaque on the monolith reads:

*DEDICATED TO THE MEMORY
OF ALL FALLEN
STRATHCONAS

PERSEVERANCE*



Figure 79 – Strathconas Monolith and Bronze Plaque

2. The monolith was initially placed in Strathcona Field, in Sarcee Barracks, Calgary, Alberta on 11 November 1977. The monolith became a central part in the Regiment's Remembrance Day ceremonies in Calgary. The monolith was put in its current place in 1999, just prior to Celebration 2000 activities.

ARTICLE E211 - LORD STRATHCONA STATUE – ALBERTA LEGISLATURE, EDMONTON, ALBERTA

1. The statue of Donald A. Smith, Lord Strathcona and Mount Royal, which is the first of its kind on the grounds of the Alberta Legislature, commemorates the 100th anniversary of the raising of Strathcona's Horse. Don Begg of Cochrane, Alberta sculpted the statue that depicts Lord Strathcona driving the last spike of the Canadian Pacific Railway. The statue is similar to the one on the grounds of the Museum of the Regiments in Calgary, Alberta. A bronze badge of Lord Strathcona's Horse (Royal Canadians) is on the plinth along with the following engravings:

*This Statue is dedicated to the
Officers and Soldiers of
Lord Strathcona's Horse
(Royal Canadians)
in recognition of a century
of service to Canada*

*Unveiled on the 17th of May 2000 by Her Excellency
The Right Honourable Adrienne Clarkson, CM, OMM, CD
Governor General of Canada*

2. A second plaque reads:

Perseverance

*Donald Alexander Smith, GCMG, GCVO, (KCMG)
Lord Strathcona and Mount Royal, 1820-1914
Governor of the Hudson's Bay Company
President of the Bank Montreal
Member of Parliament
Founding members of the Canadian Pacific Railway
High Commissioner to Great Britain*

Founder of Strathcona's Horse

ARTICLE E212 - SAM STEELE MEMORIAL – ORILLIA, ONTARIO

1. At the final stop of the Strathcona Mounted Troop's Embarkation 2000 tour, the Troop stopped in Orillia, Ontario to participate in a number of commemorative events. Organized by Murray A. Cayley and Chief Warrant Officer C.H. Shadbolt, OMM, CD (Retired), the Sam Steele Memorial was unveiled at the Pearson Farm (the Steele family homestead) in Fairvalley in Oro-Medente, Ontario on 13 July 2000. The five-foot high granite marker, which depicts badges of The Greg and Simcoe Forresters, The Royal Canadian Mounted Police, Lord Strathcona's Horse (Royal Canadians) and the South African Police Service, reads:

*THIS STONE
DEDICATED JULY 13, 2000 BY
LORD STRATHCONA'S HORSE (ROYAL CANADIANS)
TO THE MEMORY OF THEIR FIRST COMMANDING OFFICER
SAM STEELE
ON THE ONE HUNDREDTH ANNIVERSARY
OF HIS RAISING THE REGIMENT

TOGETHER WITH THE ROYAL CANADIAN MOUNTED POLICE
HONOURING
CANADA'S GREATEST POLICE OFFICER*

2. The marker also lists the names of the dignitaries who were present at the unveiling and finishes with "PERSEVERANCE."⁸

ARTICLE E213 - ROSSLAND CENOTAPH – ROSSLAND, BRITISH COLUMBIA

On 9 September 2000, the town of Rossland, British Columbia added a plaque to their cenotaph. The bronze plaque was dedicated to three Strathconas killed in the South African War: "CW Cotterill, BH Lee and E MacKintosh."

SECTION 3 - VEHICLE MONUMENTSARTICLE E300 - GENERAL

This section details the Regiment's vehicle monuments which act as memorials or commemorate specific events or actions. As such, general vehicle monuments have been excluded.

⁸ Lord Strathcona's Horse (Royal Canadians) Newsletter, (Calgary: Lord Strathcona's Horse (Royal Canadians) Society, Vol. 16, No. 1, Spring 2001), pp. 11 and 13.

ARTICLE E301 - “STRATHCONA” TANK – HARVEY BUILDING, EDMONTON, ALBERTA

A Centurion Tank monument used to adorn the front entrance of Harvey Barracks in Calgary, Alberta with the cairn described at ARTICLE E209 - Stone Cairn – Harvey Building, Edmonton, Alberta.⁹ “STRATHCONA” (52S1090), was moved to its current position in front of the Harvey Building in Edmonton in 1996. The tank now rests behind the monolith discussed at page E-8. There are no plaques on the tank itself. The tank is currently used to note the presence of the Commanding Officer in regimental lines as indicated when the Commanding Officer’s pennant is flying from one of the tank’s antennas.



Figure 80 – “STRATHCONA” with Strathconas Monolith

ARTICLE E302 - CENTURION TANK – EDMONTON, ALBERTA

1. The Centurion Tank (5201107) located near Headquarters 1 Canadian Mechanized Brigade Group at Steele Barracks in Edmonton, Alberta acts as a memorial to all Strathconas. The plaque on the tank reads:

*This memorial commemorates the officers and men of
Lord Strathcona’s Horse (Royal Canadians)
who gallantly died in the service of their
country in the South African War, the First World
War, the Second World War, the Korean War and
in the service of the United Nations.
Dedicated by the officers and Men and the Old
Comrades of the Regiment on the forty-seventh
anniversary of the Battle of Moreuil Wood*

2. The Colonel Commandant, Major-General F.F. Worthington, CB, MC, MM, CD, originally dedicated the tank during 1965 Moreuil Wood ceremonies.¹⁰ The tank remained in Strathcona Field until 1996 when it was moved to Edmonton with the Regiment.

ARTICLE E303 - “ARGYLE” TANK – OOSTERBEEK, THE NETHERLANDS

For years a Sherman Tank (M4A4 T-288627) with Canadian markings and the name “ARGYLE” adorned the entrance to the Hartenstein Airborne Museum in Oosterbeek, the Netherlands. After research by the Regimental Museum staff in 1987, it was determined that the tank belonged to Fourth Troop, A Squadron, Lord Strathcona’s Horse (Royal Canadians) during the Second World War. A restored Argyle was formally dedicated in the presence of a small delegation of Strathconas and local dignitaries on 2 June 1988. The tank is displayed with a regimental badge engraved in granite and commemorates the part

⁹ The original Centurion Tank at the entrance to Harvey Barracks was CFR 5201107. In the years leading up to Celebration 2000 and the establishment of the Historical Vehicle Troop, some tanks were shuffled due to their suitability for restoration.

¹⁰ The original Centurion Tank was CFR 53.81314 (see the 1965 The Strathconian, p. 25).

the Regiment played in the liberation of the Netherlands during the Second World War.¹¹ See page H-5 for a description of Fourth Troop vehicle names.

ARTICLE E304 - “SPARTAN” TANK – EDMONTON, ALBERTA

The Sherman Tank “SPARTAN” (M4A3E8 CT-261354) used to sit at the front entrance to Harvey Barracks in Calgary, Alberta. The tank was moved to Edmonton, Alberta in 1996 and now rests in front of the Harvey Building in Edmonton. There are no special plaques on the tank itself. Details surrounding its first dedication were not found. The tank is now co-located with the cairn at ARTICLE E209 - Stone Cairn – Harvey Building, Edmonton, Alberta.

SECTION 4 - OTHER MEMORIALS

ARTICLE E400 - BRASS PLAQUE – OWEN SOUND, ONTARIO

The Owen Sound Collegiate was initially founded in 1873 to provide secondary schooling in Owen Sound. A large bronze memorial plaque, which was removed from the old high school, currently rests in the main foyer of the new Owen Sound Collegiate & Vocational Institute. The plaque commemorates, along with two others killed in the South African War, Trooper W.H. (William) Ingram of Strathcona’s Horse who died at Clocolan on 23 December 1900.¹²

ARTICLE E401 - GRANITE PLAQUE – RED DEER, ALBERTA

1. The Red Deer Memorial Hospital was opened in 1904 to commemorate four Red Deer men who lost their lives in the South African War. The building is now part of the west wing of the Municipal Hospital. The inscription on the granite plaque on the wall of the hospital reads.

*RED DEER MEMORIAL HOSPITAL
TO
COMMEMORATE THE PATRIOTISM
OF
CHARLES CRUIKSHANK
ARCHIE MCNICHOL
ANGUS JENKINS
MEMBERS OF THE STRATHCONA [sic] HORSE
WHO FELL IN DEFENCE OF THE EMPIRE
IN SOUTH AFRICA
1901*

2. Lord Strathcona gave \$1000 to Red Deer for the building of a memorial to the memory of the three Strathconas. The fund led to the opening of the Red Deer Memorial Hospital in 1904 at a cost of \$2500.¹³

ARTICLE E402 - BRONZE PLAQUE – HAMILTON, ONTARIO

An ornate brass plaque erected is located in St James Armoury in Hamilton, Ontario. Engraved on the top of the plaque are the words: “this tablet was erected by the subscribers to the Hamilton patriotic fund to commemorate the services of the officers and men who volunteered and served in the South

¹¹ The Strathconian, 1988, p. 61.

¹² Letter from the Owen Sound Collegiate & Vocational Institute Alumni Association to the Regiment, 10 November 2002.

¹³ Red Deer Memorial Hospital. [Online] <http://www.stemnet.nf.ca/monuments/ab/rdhospital.htm>, 8 April 2003.

African War 1899 1902.” The memorial lists 108 people, four of whom are listed as died or killed. The names are sorted under twelve different units, including Strathcona’s Horse. Private E.M. Bland’s name is on the monument as having served with Strathcona’s Horse.¹⁴

ARTICLE E403 - THE OFFICERS’ MEMORIAL – EDMONTON, ALBERTA



Figure 81 – The Officers’ Memorial

1. In 1925, the officers of the Regiment presented a centrepiece to the Officers’ Mess as a memorial to those officers killed in the First World War. The memorial is a silver statuette of a mounted Strathcona in Ceremonial Dress.

2. One side of the plinth bears a plate inscribed “PRESENTED BY THE PAST AND PRESENT OFFICERS 1925 IN MEMORY OF THEIR COMRADES WHO LAID DOWN THEIR LIVES IN THE GREAT WAR.”

3. The reverse side bears the names of those officers who were killed while serving with the Regiment or while seconded to other regiments. The names engraved on the Officers’ Memorial are listed at Table 9.

Table 9 – The Names Engraved on the Officers' Memorial

<i>Lieutenant W.F. Boger, D.F.C.</i>	<i>Lieutenant A.H. Bostock, D.S.O.</i>	<i>Major J.A. Critchley, M.C.</i>
<i>Capt. D.C. Davis</i>	<i>Lieutenant Col. M. Docherty, D.S.O.</i>	<i>Lieutenant J.M. Elliot M.C.</i>
<i>Lieutenant G.M. Flowerdew, V.C.</i>	<i>Lieutenant J. Galt</i>	<i>Lieutenant I.C. Macdonell</i>
<i>Lieutenant A.L. Welsh M.C.</i>	<i>Lieutenant H. Nicol</i>	<i>Major G.K.L. Pyman</i>
<i>Lieutenant G. Rothnie</i>	<i>Lieutenant Col. A.E. Shaw</i>	<i>Lieutenant F.E. Sprado</i>
<i>Major J.G. Tatlow</i>	<i>Lieutenant W. Tennant</i>	<i>Lieutenant H.V. Tripp</i>
<i>Lieutenant A.L. Waugh</i>	<i>Lieutenant R. Young</i>	

¹⁴ National Inventory of Canadian Military Memorials [Online]
http://www.forces.ca/hr/dhh/memorial/engraph/disply_e.asp?PID=2650&Cat=2.

ARTICLE E404 - HONOUR ROLL – EDMONTON, ALBERTA

1. Located in the Mariner Room in regimental lines, the Honour Roll lists the names of the officers killed during the Second World War while serving as Strathconas. The Honour Roll is a framed paper certificate with the title:

*1939 1945
For God and Country
Honour Roll*

2. The Honour Roll was presented to “the Officers’ Mess Lord Strathcona’s Horse (RC) by Lieutenants J.R.R. Boulanger and D.L. Dunn” on 17 March 1955. The names on the Honour Roll are listed at Table 10.

Table 10 – Officers who died During the Second World War While Serving as Strathconas

<i>Lt R.A. Squires, 17th June 1944</i>	<i>Lt H.V. Gar, 1st September 1944</i>
<i>Capt R.G. Crimes, 24th May 1944</i>	<i>Lt W.E. Ralston, 23rd September 1944</i>
<i>Lt K. Philip, 24th May 1944</i>	<i>Lt H.D. Shaw, 5th January 1945</i>
<i>Capt G.L.A. Clarke, 25th May 1944</i>	<i>Lt P.W.M. Brunet, 16th April 1945</i>
<i>Lt C.R. Gilliat, 25th May 1944</i>	<i>Lt A.M. MacKinnon, 17th April 1945</i>
<i>Lt J.W. Black, 30th May 1944</i>	<i>Capt W.M. Reade, 23rd April 1945</i>

ARTICLE E405 - STAINED-GLASS WINDOW – SAINT GEORGE – EDMONTON, ALBERTA

Just after the Regiment’s departure for Germany in 1965, the Regiment presented a stained glass window to Saint George’s Chapel in Currie Barracks, Calgary, Alberta. Major J. Bell presented the window on the Regiment’s behalf on 5 December 1965. The stained glass was dedicated “to the Glory of God” by the Chapel Chaplain, Major H.H. Johnson. The stained glass depicts the regimental badge and a portrait of Saint George. Saint George’s Chapel remained active for a short while after the Base closure in 1996. The stained glass was moved to the Edmonton Garrison Protestant Chapel of Saint Luke and Saint John in 1997.

ARTICLE E406 - STAINED-GLASS WINDOW – COMMEMORATING SERVICE IN THE HEIMER AREA – EDMONTON, ALBERTA

1. The full background of the stained-glass window, which currently resides in the Edmonton Garrison Protestant Chapel of Saint Luke and Saint John, was not available. The stained glass contains a regimental badge and depicts two lambs. The name of the manufacture, “ENTW. J. RICHSTATTER AUSF. WILH. DERIX DÜSSELDORF-KAKERSWERTH” is etched on the bottom of the stained glass along with the main purpose:

*To the Glory of God, and to commemorate service
by the Lord Strathcona’s Horse (RC) in the Heimer Area
1965-1968.*

2. In addition, a small brass plaque indicates that this stained glass was at Saint George’s Protestant Chapel at Canadian Forces Base Calgary until 15 June 1997. It is not known when the piece was put into Saint George’s or whether this stained glass was originally placed in the base chapel in Germany or not.

3. A second stained-glass window made in exactly the same style as the above is a now part of Our Lady of Loretto, the Roman Catholic Chapel at the Edmonton Garrison. The stained glass contains an identical regimental badge with the date “1968” etched in black on the bottom left corner. The stained glass depicts a scene of baby Jesus, Mary and Joseph. There is no dedication on the window. Similarly, the provenance of this stained glass is unclear.¹⁵

ARTICLE E407 - BRONZE PLAQUE – CALGARY, ALBERTA

The Manitoba Association of the Lord Strathcona’s Horse (Royal Canadians) erected a bronze plaque in the Strathcona Gallery at the Museum of the Regiments. The memorial was dedicated to the fallen members of the Regiment. The inscription reads:

*IN MEMORY OF STRATHCONAS
WHO SERVED AND GAVE THEIR
LIVES FOR THEIR SOVEREIGN
AND COUNTRY SINCE 1900*

*MEMBERS AND LADIES AUXILIARY
THAT WERE AFFILIATED WITH
THE MANITOBA ASSOCIATION
LORD STRATHCONA’S HORSE (R.C.)*

*BOER WAR, 1899-1902
WAR ONE, 1914-1918
WAR TWO, 1939-1945
KOREA, 1951-1953
PEACEKEEPING, 1953
RISING RED RIVER, 1997*

ARTICLE E408 - BRONZE PLAQUE – UNKNOWN

1. The Regimental Archives contains a photograph of a bronze plaque sculptured by P.R. Marsh. The plaque is adorned with the regimental badge and reads:

*ERECTED BY
THE LADIES AUXILIARY TO
LORD STRATHCONA’S HORSE (R.C.)
IN MEMORY OF MEMBERS OF THE REGIMENT
WHO GAVE THEIR LIVES IN THE WARS
1914 – 1918 AND 1939 – 1945.
“FAITHFUL UNTO DEATH”*

2. Unfortunately, the whereabouts of this plaque and any other details could not be found.

ARTICLE E409 - MEMORIAL PIANO – EDMONTON, ALBERTA

1. A Heintzman & Co. baby grand piano, currently on long-term loan to the Edmonton Garrison Officers’ Mess, acts as a unique memorial. The small brass plaque reads:

¹⁵ The details surrounding the dedication of a regimental stained-glass window in the chapels at Blue Beret Camp (BBC) in Nicosia, Cyprus and the current whereabouts of the window were also unknown at the time of publishing.

*PRESENTED TO
 THE OFFICERS' MESS
 LORD STRATHCONA'S HORSE (ROYAL CANADIANS)
 BY
 MRS E.N. WRIGHT AND MAJOR C.H. CAMPBELL
 IN MEMORY OF
 AILEEN, BRUTUS, BRINDLE AND BEDFORD
 AND ALL THE OTHER BEAUTIFUL AND GALLANT HORSE
 WHO HAVE BEEN ON UNIT STRENGTH.*

2. The date and circumstances of the presentation were unknown.

ARTICLE E410 - AWARDS AND TROPHIES

Many regimental awards and trophies presented by the Regiment on an annual basis also act as memorials due to the circumstances surrounding the donation or donor, the event that the award perpetuates, or the fashion in which it is awarded. All regimental awards and trophies are detailed at Annex F - AWARDS AND TROPHIES. Two key regimental awards that act primarily as memorials are: the Hessin Memorial Sword described at page F-1 and the George Gardiner Memorial Sword listed at Table 16 at page F-6.

ARTICLE E411 - REGIMENTAL HEADQUARTERS "MEMORIAL" HALLWAY – EDMONTON, ALBERTA

Over the years the regiment has acquired photographs, paintings and other memorabilia, such as a trophy case, to honour past comrades and friends who have passed away. These items, which are too numerous to mention here, are collected in the hallway of Regimental Headquarters as memorials.

SECTION 5 - DEDICATIONS

ARTICLE E500 - GENERAL

Over the years many buildings, rooms and bases across Canada have been named after Strathconas to honour their service to the Regiment, the Canadian Forces or the nation. This section will detail those various dedications.

ARTICLE E501 - HARVEY BARRACKS – CALGARY, ALBERTA

Originally named Sarcee Barracks, Harvey Barracks in Calgary, Alberta was dedicated Brigadier F.M.W. Harvey, VC, MC, C de G, CD in 1981 after his death in 1980 (see pages 2-4 and D-2). Harvey Barracks in Calgary was closed shortly after the Regiment moved to Edmonton, Alberta in 1996.

ARTICLE E502 - SIR ARCHIBALD MACDONELL ATHLETIC CENTRE – ROYAL MILITARY COLLEGE, KINGSTON, ONTARIO

The Sir Archibald Macdonell Athletic Centre or SAM Centre at the Royal Military College is named after Lieutenant-General, Sir A.C. Macdonell, KCB, CMG, DSO, C de G. Born on 6 October 1864, Lieutenant-General Macdonell had a most distinguished record of military service. A graduate of the college himself (number 151), he was awarded a DSO for his actions in South Africa with 2nd Canadian Mounted Rifles. He was the Commanding Officer of Lord Strathcona's Horse (Royal Canadians) twice, Commander 7th Canadian Infantry Brigade and 1st Canadian Division during the First

World War, and Commandant of the Royal Military College between 1919 and 1925.¹⁶ He acted as Honorary Colonel of the Regiment between 1922 and his death in 1942 (see page 2-3 for additional information). The SAM Centre opened in 1974.

ARTICLE E503 - HARVEY BUILDING – EDMONTON, ALBERTA

After moving to Edmonton in 1996, the Regiment dedicated the main building of its new home to Brigadier F.M.W. Harvey, VC, MC, C de G, CD. The details of the dedication and the plaque commemorating the event are contained in ARTICLE E209 - Stone Cairn – Harvey Building, Edmonton, Alberta.

ARTICLE E504 - RICHARDSON BUILDING – EDMONTON, ALBERTA

The Richardson Building in regimental lines is named after Sergeant A.H. Richardson, VC. Sergeant Richardson became the Regiment's first recipient of the Victoria Cross due to his actions in the South African War (see pages 1-1 and D-1). The Richardson Building is the Regiment's current tank hanger.

ARTICLE E505 - STEELE BARRACKS – EDMONTON, ALBERTA

1. Due to his importance in Canadian history, particularly in the west, Major-General Sir Samuel Benfield Steele, KCMG, CB, MVO was honoured on 11 May 2000 when the former Namao site of the Edmonton Garrison was named Steele Barracks (see page C-6 for a full biography).

2. The dedication ceremony marked the first official visit to the Edmonton Garrison of Her Honour, the Honourable Lois Hole, Lieutenant Governor of Alberta. A commemorative cairn on the southwest edge of the Lecture Training Facility parade square was unveiled during the ceremony.

ARTICLE E506 - SIR SAMUEL STEELE MEMORIAL BUILDING – ORILLIA, ONTARIO

In April 1999, the building at 30 Peter Street South in Orillia, Ontario was dedicated the Sir Samuel Steele Memorial Building. The building houses the Orillia Museum of Art and History. The plaque on the building reads:

SIR SAM STEELE

Born near Orillia, in 1851, an original member of the N.W.M.P., 1873, Superintendent 1885 - 1903, Steele played an important role in establishing order in Western Canada, holding commands throughout the Territories. He led the Cavalry, Alberta Field Force, in the North-West Rebellion, 1885 and, as commander of N.W.M.P. in Yukon and B.C. 1898-99, preserved order at the height of the Yukon gold rush. He raised and commanded Strathcona's Horse in the South African War, trained and commanded 2nd Division, World War I. Major-General Steele K.C.M.G. C.B. died in London, England in 1919.

Historic Sites and Monuments Board of Canada

ARTICLE E507 - MARINER ROOM – HARVEY BUILDING, EDMONTON, ALBERTA

The Mariner Room is the Officers' Rest Area in the Harvey Building in Edmonton. The room is named after Major Chris Mariner, CD who died on 8 October 1999 as a result of injuries sustained during

¹⁶ Official Record of Service for A.C. Macdonell, (Ottawa: Department of National Defence (Militia Service) dated June 14th, 1929).

a training accident on the Salisbury Plain in England while a student on the All Arms Tactics Course in Warminster. Major Mariner was on regimental duty as Officer Commanding B Squadron at the time of his death. The officers on regimental strength dedicated the room immediately after his death.

ARTICLE E508 - STEELE ROOM – EDMONTON GARRISON OFFICERS’ MESS, EDMONTON ALBERTA

The upper reception room at the Edmonton Garrison Officers’ Mess was named after Major-General Sir Samuel Benfield Steele, KCMG, CB, MVO after the establishment of the Edmonton Garrison as an Army base in 1996.

ANNEX F - AWARDS AND TROPHIES

SECTION 1 - GENERAL

The details of awards and trophies presented to the Regiment are normally controlled and maintained by the Regiment by the Regimental Second in Command, Adjutant and Regimental Sergeant Major. The Adjutant is generally responsible for ensuring records of each presentation are maintained for future reference while the Regimental Sergeant Major normally ensures that each award or trophy is properly catalogued, maintained and whereabouts known. No formal regimental honours and awards committee currently exists except where stated below or when required to fulfil Canadian Forces requirements. The awards and trophies detailed in this annex include individual, group and sports awards and trophies.

SECTION 2 - INDIVIDUAL AWARDS AND TROPHIES

ARTICLE F200 - GENERAL

The Regiment continues to honour individuals who have achieved the highest standards of performance throughout the year. There are five key awards based on individual merit that are cherished within the Regiment. Four of these awards are presented annually: the Hessin Memorial Sword, the Neatby Pace Stick, the Milroy Cross Belt, and the Colonel of the Regiment's Silver Stick. A fifth key award, the Regimental Sergeant Major's Shield, is present only when a deserving Strathcona tops a Junior Leadership Course. Between these awards, the Regiment honours the key levels of leadership within the Regiment.

ARTICLE F201 - THE HESSIN MEMORIAL SWORD



Figure 82 – The Hessin Memorial Sword

1. Lieutenant J.D. Hessin joined the Regiment on graduation from the Royal Military College in May 1959. He was selected for training as a pilot in May 1960 and joined his course in Rivers, Manitoba at that time. Lieutenant Hessin was, unfortunately, killed in an aircraft accident during his last week of training.

2. Lieutenant Hessin's fiancée, Miss Mary Jean Borden, presented a memorial sword to the Regiment with the following inscription:

“This Sword presented to Lord Strathcona's Horse by Mary Jean Borden in memory of her fiancée Lieutenant J. David Hessin. To be awarded annually to the subaltern of the Regiment who in the judgement of his fellow officers has displayed the highest qualities of leadership, integrity and ability.”

3. The sword, first presented in 1962, is presented during the annual Moreuil Wood parade. The name of the recipient is suitably engraved on the plaque of the memorial sword that is now kept in the Mariner Room (Officers' Rest Area).

4. The rules for selection of the subaltern who will receive the Memorial Sword are as follows.

- a. All captains and lieutenants who have served with the Regiment for six months prior to the presentation will nominate one lieutenant who has served with the Regiment for at least one year, and who in their opinion best meets the prerequisites detailed above. A captain who was promoted to that rank within the previous six months is eligible for the award. The nomination and substantiating paragraph may be typed or hand-written and will be addressed "Hessin Memorial" and passed by hand to the Adjutant, for the Commanding Officer, in an unsigned sealed envelope. These nominations will reach the Adjutant annually by 10 March. Past recipients of the sword are not eligible for consideration.
- b. The Regimental Second in Command, Squadron Commanders, and the Adjutant may each submit the names of two lieutenants, together with an explanatory paragraph substantiating their choice. The nominations addressed "Hessin Memorial" will be passed to the Adjutant for the Commanding Officer in the same manner and by the same date as above.
- c. The Commanding Officer will then make the final selection of the subaltern who is to receive the memorial sword.
- d. It is emphasized that secrecy of ballot must be observed. Nominations will not be made from discussion of officers in committee.

5. Memorial Sword winners are at Table 11.

Table 11 – Hessin Sword Winners¹

1962	Lieutenant D. Keddie	1963	Lieutenant J.K. Dangerfield	1964	Second Lieutenant J.R. Derry
1965	Acting Captain C. Milner	1970	Lieutenant J.S. Wrigglesworth	1971	Lieutenant D.L. Corkum
1972	Captain N.R. Jeffries	1973	Lieutenant S.J. Ewing	1974	Lieutenant H.C. Ross
1975	Lieutenant G.G. Hug	1976	Lieutenant S.M. Kierstead	1977	Lieutenants L.W. Found & P.S. Furnell
1978	Lieutenant W.F. Shultz	1979	Captain B.J. Walsh	1980	Lieutenant S.J. Zuber
1981	Lieutenant J.D. McEachern	1982	Lieutenant C.S.M. Waters	1983	Lieutenant T.R. Copplestone
1984	Lieutenant R.L.S. Brown	1985	Lieutenant J. Cade	1986	Lieutenant R. White
1987	Captain M.D. Froess	1989	Lieutenant J.D. MacLeod	1990	Captain A. Knapper
1991	Captain Hunter	1992	Lieutenant Gifford	1993	Captain M.A. Connolly
1994	Lieutenant D.A. Macaulay	1995	Lieutenant Rogers	1996	Lieutenant D. Broomfield
1997	Lieutenant T. Cadieu	1998	Lieutenant I. McDonnell	1999	Lieutenant R.M. Hume
2000	Lieutenant D.J. Chenette	2001	Lieutenant M.G. Onieu	2002	Lieutenant M. Lubiniecki
2003	Lieutenant F. Rhodes	2004	Lieutenant C.S. Gardner	2005	
2006		2007		2008	
2009		2010		2011	
2012		2013		2014	

¹ The Hessin Memorial Sword does not appear to have been awarded between 1966 and 1969. Although it is unknown why the sword was not awarded, it is interesting to note that the Regiment was stationed in Iserlohn, Germany between 1965 and 1970.

ARTICLE F202 - THE NEATBY PACE STICK

1. Major-General P.A. Neatby, CD presented the Neatby Pace Stick to the Regiment, on 11 November 1984 when he was Colonel of the Regiment.

2. The Pace stick is awarded annually on the Moreuil Wood parade to the warrant officer on regimental duty who has achieved the highest standard of general proficiency in the collective opinions of the Commanding Officer, the Regimental Second in Command, the Regimental Sergeant Major, and the Squadron Commanders and Sergeants Major. The recipient must be the rank of warrant officer. Past recipients of the award are not eligible for consideration.



Figure 83 – The Neatby Pace Stick Being Presented to Warrant Officer M. Simmons, CD

3. The Neatby Pace Stick is on display in Regimental Headquarters where it is kept year round. The recipient may borrow his award any time for display at a particular ceremonial occasion or for display at a civilian function with family and friends. The Regimental Sergeant Major will control access to the award. Neatby Pace Stick winners are at Table 12.

Table 12 – Neatby Pace Stick Winners

1985	Warrant Officer R.N. Caughell	1986	Warrant Officer C.S. Zwicker	1987	Warrant Officer J. Sprowl
1988	Warrant Officer J. Stark	1989	Warrant Officer L.J. Schuffels	1990	Petty Officer T.E. McMahon
1991	Warrant Officer W.E. Mullins	1992	Warrant Officer D.M. Biener	1993	Warrant Officer A.J. Lelievre
1994	Warrant Officer G.J. Blackmore	1995	Warrant Officer C.R. Ells	1996	Warrant Officer C. Drummond
1997	Warrant Officer M. Simmons	1998	Warrant Officer R.A. Fuller	1999	Warrant Officer B. Baron
2000	Warrant Officer R.A. Fuller	2001	Warrant Officer J. Ramsay	2002	Warrant Officer B. Talty
2003	Warrant Officer D.R. Proctor	2004	Warrant Officer R. Labrecque	2005	
2006		2007		2008	
2009		2010		2011	
2012		2013		2014	

ARTICLE F203 - THE MILROY CROSS BELT

1. The Milroy Cross Belt was presented to the Regiment by Lieutenant-General W.A. Milroy, DSO, CD on relinquishing the appointment of Colonel of the Regiment on 11 November 1978. Then a Lieutenant Colonel on posting to the British Army Staff College, General Milroy wore the belt as Marshal for the Canadian Forces and Royal Canadian Mounted Police Marching Contingent at a military parade in honour of the coronation of Her Majesty, Queen Elizabeth II in 1953.



Figure 84 – The Milroy Cross Belt Changing from Sergeants H.J. Madden, CD to K.J. Hepburn, CD in 1998

2. The Milroy Cross Belt is awarded annually on the Moreuil Wood parade to the sergeant on regimental duty, who has achieved the highest standard of general military proficiency, in the collective opinions of the Commanding Officer, the Regimental Second in Command, the Regimental Sergeant Major, and the Squadron Commanders and Sergeants Major. Milroy Cross Belt winners are shown at Table 13.

3. The Milroy Cross Belt will be worn by the recipient on all ceremonial parades, and on other appropriate ceremonial occasions as directed by the Regimental Sergeant Major. The Milroy Cross Belt will be drawn from the Regimental Sergeant Major prior to each ceremonial occasion, and shall be returned on completion.

4. Although cross belts are normally worn over the left shoulder, the Milroy Cross Belt is worn over the right shoulder. At the time of the parade, the Canadian Army had not decided on post-war orders of dress uniform. The Canadians on the parade, therefore, followed the British Army dress code at the time so that the belt would not cover medals.

Table 13 – Milroy Cross Belt Winners

1979	Sergeant D.F. McGregor	1980	Sergeant T.J. Cuthill	1981	Sergeant W.D. Reinson
1982	Sergeant M.A. MacMillan	1983	Sergeant W.E. Mullins	1984	Sergeant E.M. Albright
1985	Sergeant J.S. Workman	1986	Warrant Officer D.M. Biener	1987	Sergeant C.R. Ells
1988	Sergeant W.E. Clement	1989	Sergeant K.R. Vivian	1990	Sergeant D. Blanchard
1991	Sergeant J.N. Dukart	1992	Sergeant D.G. Emerson	1993	Sergeant D.A. Lee
1994	Sergeant T.P. Martineau	1995	Sergeant C. Seefried	1996	Sergeant R.J. Swainsbury
1997	Sergeant H.J. Madden	1998	Sergeant K.J. Hepburn	1999	Sergeant K.J. Hepburn
2000	Sergeant G. Bamford	2001	Sergeant C.D. Lawrence	2002	Sergeant M.S. Riley
2003	Sergeant D.E. Peters	2004	Sergeant L.M. Taylor	2005	
2006		2007		2008	
2009		2010		2011	

2012	2013	2014
------	------	------

ARTICLE F204 - THE COLONEL OF THE REGIMENT'S SILVER STICK



Figure 85 – The Colonel of the Regiment's Silver Stick

1. The Colonel of the Regiment's Silver Stick was presented to the Regiment by Major General J.C. Gardner CD, Colonel of the Regiment, 1978-1982.

2. The Silver Stick is awarded annually on the Moreuil Wood parade to the junior non-commissioned officer on regimental duty who has achieved the highest standard of general proficiency in the collective opinions of the Commanding Officer, the Regimental Second in Command, the Regimental Sergeant Major, and the Squadron Commanders and Sergeants Major. The recipient must hold the rank of master corporal. Past recipients of the award are not eligible for consideration. Past winners are at Table 14.

Table 14 – The Colonel of the Regiment's Silver Stick Winners

1983	Master Corporal J.G. Burke	1984	Master Corporal J.W. Rathwell	1985	Master Corporal F.C. Howard
1986	Master Corporal T.P. Martineau	1987	Master Corporal R.J. Sutherland	1988	Master Corporal D.K. Devlin
1989	Master Corporal T.R. Moran	1990	Master Corporal Johnson	1991	Master Corporal T.G. Anderson
1992	Master Corporal S. Nayel	1993	Master Corporal D.R. Walters	1994	Master Corporal J.P. Bobrowich
1995	Master Corporal R.J. Groicher	1996	Master Corporal J. Rice	1997	Sergeant (WSE) C.J. Dunn
1998	Master Corporal M.R. Hatt	1999	Master Corporal D.H. Jones	2000	Master Corporal M.I. Poitras
2001	Master Corporal J.P. Pudar	2002	Master Corporal R. Borkevic	2003	Master Corporal W.K. Irving
2004	Master Corporal E.E. Romaniuk	2005		2006	
2007		2008		2009	
2010		2011		2012	
2013		2014		2015	

ARTICLE F205 - REGIMENTAL SERGEANT MAJOR'S SHIELD

1. The Regimental Sergeant Major's Shield is awarded to any trooper or corporal who places first on a Combat Leaders' Course/Land Force Junior Non-Commissioned Officers' Course. Strathcona soldiers will receive this award even when other units run the course. Regimental Sergeant Major's Shield winners are at Table 15.

Table 15 – RSM's Shield

1979	Corporal J.N. Dukart & Trooper D.A. Gardner	1980	Trooper B.W.J. Blackburn	1982	Trooper C.R. Ells
1983	Trooper M.J. Barry	1984	Trooper D.W. Hall	1986	Corporal W.D. Kingston

1986 Trooper Rideout	1989 Corporal S.G. Mason & Corporal J.B. Docksey	1990 Corporal W.L. Spiers
1991 Corporal B.A. Murray	1992 Corporal K.F. Cummings	2000 Corporal R.J. Clark

ARTICLE F206 - OTHER INDIVIDUAL AWARDS AND TROPHIES

A list of other key regimental individual awards and trophies is at Table 16. The Regimental Sergeant Major maintains a book with the full list of all individual awards and trophies complete with photographs and the history of each.

Table 16 – Other Individual Awards and Trophies

Trophy	Purpose
The George Gardiner Memorial Sword.	<p>At the time of his death of cancer in 1983, Warrant Officer George Gardiner had completed a long and devoted career, which culminated as the Troop Warrant Officer and a key member of a small, dedicated group who kept the Ceremonial Mounted Troop alive despite early difficulties. His experience and skills as a horseman and his leadership and determination did much to perpetuate the Troop at a time when it was still becoming established. He was instrumental in training the Troop, acquiring horses and designing the musical ride each year.</p> <p>His dedication to the Troop and the Regiment was evident the day before he died when he called the Commanding Officer, Lieutenant-Colonel J.E. Roderick, and the Regimental Sergeant Major, Chief Warrant Officer E. Cady, to his hospital bed to donate his horse to the Regiment.</p> <p>The George Gardiner Memorial Sword is awarded annually to the Strathcona Mounted Troop Rider who, in the opinion of the Troop Leader, the Troop Senior Non-Commissioned Officer and the Troop Corporal, demonstrates the highest qualities of leadership and horsemanship.</p>
The Tank Gunner Trophy	The Tank Gunner Trophy is awarded to the soldier in the Regiment who places first on his tank gunner course. The presentation is made to the individual even when courses are conducted by external agencies.
The Gianelli Trophy	The Gianelli Trophy, named in 1982 after Lieutenant-Colonel (later Brigadier) Norman A. Gianelli, one of three Second World War commanding officers, is awarded to the top student from the Regiment on Driving and Maintenance Courses. The presentation is made whether the Regiment runs the course or not.
The Tracked Reconnaissance Driver Course Award	The Tracked Reconnaissance Course Driver Award is awarded to the regimental member who is the top student on a reconnaissance driver course. The award is made even if units other than the Regiment conduct the course.
The Coyote Gunner Course Trophy	The trophy used for the Coyote Gunner Course Trophy was rededicated in 1999. The original trophy was “presented by Plunkett and Savage CD, to L.S.H.(RC) for Annual Competition, Championship Tent-Pegging.” The trophy is awarded to the soldier in the Regiment who places first on their Coyote gunner course. The presentation is made to the individual even when the course is conducted outside the Regiment.
The Assault Trooper Course Award	The Assault Trooper Course Award is awarded to the top student (when a Strathcona) of any Assault Trooper (Support Troop) Course.

Trophy	Purpose
The Mounted Troop New Rider Award	The Riding Troop Trophy is awarded annually to the member of the Strathcona Mounted Troop who, in the opinion of the Troop Leader and the Troop Non-Commissioned Officers, is the most improved rider of the year. Only new members of the Troop are eligible for the award.
The Mounted Troop Best Rider Trophy	Annually the Mounted Troop Leader and Troop Non-Commissioned Officers select the most proficient rider in the Strathcona Mounted Troop.
The Crewman Course Trophy	The Crewman Course Trophy is awarded to the Strathcona student who places first on his Level Three course. The trophy is awarded whether the Regiment runs the course or not.

SECTION 3 - GROUP AWARDS AND TROPHIES

ARTICLE F300 - THE PRINCE OF WALES TROPHY

1. His Royal Highness The Prince of Wales presented The Prince of Wales Trophy to the Commanding Officer, Lieutenant-Colonel W.J. Ellis, CD, during a Royal Visit to Ottawa on 26 April 2001. It is the Colonel-in-Chief's intention that the trophy be awarded annually to a deserving squadron and that that squadron be henceforth known as the "The Prince of Wales Squadron" for the following year. The Prince of Wales Squadron assumes Right of the Line for regimental parades and events. The appointment, however, is not reflected in written staff work, distribution lists or signs.

2. The Prince of Wales Trophy is presented annually on the Moreuil Wood Parade. The first presentation was in 2002. The winning squadrons of the Prince of Wales Trophy are displayed in Regimental lines with the trophy.

3. The Colonel of the Regiment, the Commanding Officer and the Regimental Sergeant Major jointly selects the recipient Squadron. The winning squadron is chosen based on a subjective assessment, rather than upon set criteria. The selectors are influenced by the results of such annual events as: inter-squadron sports, the Annual Technical Inspection, Commanding Officer's Competitions and the completion of Mandatory Level of Competency (MLOC) training. Competition for the trophy, however, is not intended to create a divisive situation among the squadrons.

4. In awarding the Regiment with The Prince of Wales Trophy and allowing the subsequent naming of The Prince of Wales Squadron, His Royal Highness bestowed a great honour on the Regiment.



Figure 86 – The Prince of Wales Trophy

ARTICLE F301 - OTHER GROUP AWARDS AND TROPHIES

A list of other regimental group awards and trophies is at Table 17. The Regimental Sergeant Major maintains a book with the full list of all group awards and trophies complete with photographs and the history of each.

Table 17 – Other Group Awards and Trophies

Trophy²	Purpose
The Tank Gunnery Static Firing Award	The Tank Gunnery Static Firing Trophy is awarded to the tank crew that achieves the highest results in static firing. The award is made during continuation training rather than qualification training.
The Neatby Trophy	The Neatby Trophy, presented by Major-General P.A. Neatby, CD on the occasion of the relinquishing of his appointment as Colonel of the Regiment on 11 November 1986, is awarded annually to the crew with the best achievement in armoured gunnery.
The Gutknecht Trophy	The Gutknecht Trophy, named after Lieutenant-General J.A.R. Gutknecht, a former commanding officer and Colonel of the Regiment, is awarded annually to the tank troop that achieves the best results in the regimental tank gunnery competition.
The J.R. Lank Trophy	Named after Chief Warrant Officer J.R. Lank, the Lank trophy is awarded to the armoured squadron that achieves the best results in the annual Regimental Gunnery Competition.
The Reconnaissance Challenge Award	The Reconnaissance Challenge Award is awarded annually to a crew within Reconnaissance Squadron for proficiency in armoured reconnaissance skills. The conditions for the competition are determined annually by the Squadron Commander, in consultation with the Commanding Officer and depend upon the vagaries of training opportunities and aims.
The Perkins Trophy	The Perkins Trophy is named after Lieutenant (later Major) E.J. Perkins, DSO, the Reconnaissance Troop Leader who performed with distinction at Melfa River. The trophy is awarded annually to the best troop in Reconnaissance Squadron. The conditions for the award are determined annually by the Squadron Commander in consultation with the Commanding Officer based on the training and operational circumstances of the time.
The Maintenance Officer's Cup	Presented to the Regiment by Captain R.G. Boyce in 1988 on relinquishing his appointment as the Regimental Maintenance Officer. The Maintenance Officer's Cup is awarded to the squadron which in the opinion of the Commanding Officer, the Regimental Second in Command, the Regimental Sergeant Major, the Maintenance Officer and the Equipment Technical Sergeant Major has done the best job in maintaining their equipment during the year. The award will be made following the Annual Technical Inspection, preferably on the occasion of Moreuil Wood.

SECTION 4 - SPORTS AWARDS AND TROPHIES

1. Sports competitions remain a key element in developing soldiers and establishing team spirit. Consequently, sporting events are strongly encouraged and virtually every modern athletic activity is contested in the Regiment at the inter-squadron level.
2. The current regimental awards and trophies that are competed for on a routine basis or as opportunity dictates are detailed in Table 18.

² The Regimental Sergeant Major maintains a catalogue of regimental awards and trophies, which contains a photograph and the history of each.

Table 18 – Sports Awards and Trophies

Trophy	Purpose	Remarks ³
Strathcona Day Annual Sports Award	Awarded to the squadron with the highest aggregate score in the sports conducted on Strathcona Day	The sports conducted are normally traditional in nature but may vary from year to year depending on circumstances
Inter-mess Broom Ball Trophy	Awarded to the winning mess in the inter-mess competition	Usually competed for during Moreuil Wood or other special occasions
Inter-mess Floor Hockey Trophy	Awarded to the winning mess in the inter-mess competition	Usually competed for during Moreuil Wood or other special occasions
Inter-mess Hockey Trophy	Awarded to the winning mess in the inter-mess competition	Usually competed for during Moreuil Wood or other special occasions
Inter-mess Soccer Trophy	Awarded to the winning mess in the inter-mess competition	Usually competed for during celebrations or other special occasions
Regimental Broom Ball Trophy	Awarded to the champion squadron	Nil
Inter-squadron Basket Ball Trophy	Awarded to the champion squadron	Nil
Inter-squadron European Handball Trophy	Awarded to the champion squadron	Nil
Inter-squadron Floor Hockey Trophy	Awarded to the champion squadron	Nil
Inter-squadron Hockey Trophy	Awarded to the champion squadron	Nil
Inter-squadron Orienteering Trophy	Awarded to the champion squadron	Nil
Inter-squadron Soccer Trophy	Awarded to the champion squadron	Nil
Inter-squadron Softball Trophy	Awarded to the champion squadron	Nil
Inter-squadron Volley Ball Trophy	Awarded to the champion squadron	Nil
Inter-squadron Water Polo Trophy	Awarded to the champion squadron	Nil
Sergeants' Mess "A" Event Trophy	Awarded to the "A" event winner at the annual bonspiel	Donated by the Warrant Officers' and Sergeants' Mess
Sergeants' Mess "B" Event Trophy	Awarded to the "B" event winner at the annual bonspiel	Donated by the Warrant Officers' and Sergeants' Mess
Sergeants' Mess "C" Event Trophy	Awarded to the "C" event winner at the annual bonspiel	Donated by the Warrant Officers' and Sergeants' Mess
Bow Cycle Trophy	Awarded to the champion rink in regimental curling	Nil
Pro Sporting Goods Trophy	Awarded to the curling rink that accumulates the most points during the regular season	Donated by Pro Sporting Goods (Calgary)

³ Unless otherwise stated, the winning squadron displays the trophies until competed for again.

Trophy	Purpose	Remarks³
Curling Rookie of the Year Trophy	Awarded to the most improved first-year curler	Nil

ANNEX G - REGIMENTAL NEWSLETTER

ARTICLE G100 - GENERAL

1. Authority. The Regimental Society publishes the Regimental Newsletter under the authority of the Regiment.
2. Objectives. The objectives of the Newsletter are:
 - a. to maintain contact between serving members and former members of the Regiment who served in any capacity (i.e. RCEME, RCASC, RCAMC, etc);
 - b. to provide a means for the exchange of information and thoughts among readers, and between the Regiment and the “Family”; and
 - c. to foster support for a variety of regimental activities including the Regimental Museum, Strathcona Mounted Troop, Regimental Newsletter, reunions and other special events.
3. Policies. The policies applicable to the Newsletter are as follows:
 - a. the title “Regimental Newsletter” may be amended by the Regimental Society;
 - b. all members of the “Family” are entitled to receive the Newsletter irrespective of Regimental Association membership;
 - c. should it become necessary, the Society may implement a subscription fee for the Newsletter;
 - d. the content of the Newsletter shall be free from political, religious and special-interest group material;
 - e. the Newsletter, while of primary interest to former serving members, is intended to complement The Strathconian;
 - f. the Editor of the Newsletter will be appointed by the Regimental Society; and
 - g. the Assistant Editor shall be appointed by the Editor.
4. Administration. The following administrative details apply:
 - a. the Regiment shall control all financial aspects related to the operation of the Newsletter, including printing and postage costs; and
 - b. the Regiment will provide administrative support, including an office, furniture, computer access, stationary supplies, etc.

ARTICLE G101 - TERMS OF REFERENCE

1. The Editor. The Editor shall be responsible for:
 - a. establishing the policy on content;
 - b. soliciting and editing submissions;
 - c. liaising with the printer;

- d. liaising with the Commanding Officer;
 - e. maintaining on-going contact with the Regimental Association;
 - f. forwarding material to the printer for publication;
 - g. referring any contentious matters to the Regiment for decisions;
 - h. serving on the Board of Directors of the Regimental Society;
 - i. forwarding all donations and enquiries to the Regimental Secretary; and
 - j. establishing and notifying submission deadlines.
2. Assistant Editor. The Assistant Editor shall be responsible for:
- a. understudying the Editor;
 - b. forwarding Family Roll amendments to the Regimental Secretary;
 - c. maintaining all computer records;
 - d. preparing the Newsletter for distribution; and
 - e. maintaining all files pertaining to the Newsletter.

ANNEX H - VEHICLE NAMESARTICLE H100 - GENERAL

1. This annex contains the names of the Second World War tank histories as recorded in A Record of Achievement by Lieutenant-Colonel McAvity along with the extra names that have been added since the Second World War. In addition, the names typically used for the horses of the Strathcona Mounted Troop have also been listed at the back of the annex.
2. Those vehicle names carried forward from the Second World War and used in the Regiment today are marked with an asterisk (*) while those marked by a double asterisk (**) have been added to bring the list of names up to the required number. Only armoured fighting vehicles are named. Variants such as armoured personnel carriers, ambulances and recovery vehicles shall not be named.
3. One should note that the names used for the tanks in Korea were, in most cases, different than those contained in A Record of Achievement. Unfortunately, a complete list of all tank names used in Korea is not available. The methodology used to name the vehicles also depended on the squadron. C Squadron, for example, named their tanks after Second World War battles (Squadron Headquarters), female names (First Troop), Indian names (Second Troop), animal names (Third Troop) and types of liquor (Fourth Troop). This would account for “Catherine” in the well-known picture of tanks crossing the Injim River in Korea.



Figure 87 – “Catherine” at the Injim River in Korea (Regimental Museum Archives)

4. Only the vehicle names shown in this annex are to be used whenever sufficient squadrons and vehicles so permit. Names may only be added to the list with the authority of the Commanding Officer.

ARTICLE H101 - REGIMENTAL HEADQUARTERS

1. “Strathcona.”* Despite some argument about security, the name was allowed to stand for the Colonel’s “command” tank. Fitted with an extra wireless set, a desk and two swivel chairs in the turret, it possessed only a dummy wooden gun. It had a “near miss” at Melfa when an “88” hit the commander’s box; it had several AP rounds whiz past its rear end at first light near Otterloo. It was one of several in

the Regiment to run the full course-from Matera to Groningen - under the able guidance of one Parsons until he went to hospital in April 1945, then by Trooper Stewart (ex-C Squadron).

2. “Screwball.”* The 2 IC’s tank throughout, used as spare “command” tank; was “brewed” at the Melfa after knocking out a German SP; the 2IC, Major Wattsford, was badly wounded and did not return; the driver (Corporal Moggey) and operator (Signalmen Nadon) were killed and Sergeant Lovelack wounded.

3. “Screwball II.” Replacement for the above, it lived a happy, normal life, except at the crossing of the Conca; taken over by the CO and Adjutant when Strathcona wireless failed, it spilled battery acid and caused a further change.

4. “Scimitar.”* Commanded by RHQ Tank Troop Leader - whose name was legion. Carried on throughout.

5. “Spartan.”* The Troop Sergeant’s tank - for most of the war the stalwart and indefatigable Sergeant Jack Main, then Sergeant Buzza.

6. In 1999, the Regiment began naming the vehicles in Regimental Headquarters Reconnaissance Troop. Since 1996, the troop has been equipped with the Coyote Light Armoured Vehicle (Reconnaissance). The vehicle names for Regimental Headquarters Reconnaissance Troop, which were approved by the Commanding Officer, Lieutenant-Colonel Hilton, are:

- a. “Steadfast.”** Troop Leader’s vehicle (C/S 60);
- b. “Suppressor.”** Troop Warrant/ "A" Patrol Commander (C/S 60A);
- c. “Stalker.”** The second "A" patrol vehicle (C/S 60B);
- d. “Stallion.”** The "C" Patrol Commander (C/S 60C);
- e. “Stalwart.”** The second "C" patrol vehicle (C/S 60D);
- f. “Spectral.”** The "E" Patrol Commander (C/S 60E); and
- g. “Striker.”** The second "E" patrol vehicle (C/S 60F).

ARTICLE H102 - A SQUADRON

1. Squadron Headquarters (Fighting):

- a. “Akbar.”* Started as the Squadron Leader’s tank, with Major G.L. Symmes from Matera; “brewed” at the Melfa when Trooper Hateley was killed, Major Symmes, Troopers McIver and Sudosky wounded.
- b. “Akbar II.” Did not continue to be the Squadron Leader’s tank after the Liri; was successively commanded by Captain Cummings, Sergeant Tall, Corporal Krivoshea in the final stages in Italy, Sergeant Patterson from Izegem on until the end.
- c. “Abdul.”* In which the Squadron 2IC, Captain J.C. Whittle, won the M.C. for gallantry on the Melfa – just before it was hit.
- d. “Abdul II.” Became the Squadron Leader’s “control” tank, commanded in turn by Major Ussher in the Gothic Line, Major Brathwaite on the Lombardy Plain, and Major Graham

after the first period in Cervia. Was damaged near Nijkerk (Holland), when Major Graham was wounded, and later had to be destroyed by our own guns. It was not replaced.

- e. “Attila”* The Battle Captain’s – in which Captain J.B. Windsor was seriously wounded at the Melfa – “brewed” by AP fire. Everyone of the crew was wounded, the others being: Sergeant Barry, Lance Corporal Montgomery, and Troopers Zuke and Ratcliffe.
- f. “Attila II.” Taken over first by Captain Gartke and carried on without mishap until it was replaced by a 105 mm Sherman at Cervia. Commanded by various sergeants until the end.
- g. “Ajax.” Was “brewed” at the Melfa when Sergeant R.R. Scott and Trooper Jolicoeur were wounded; Troopers Hawkins, Stewart and Chaval were killed.
- h. “Ajax II.” Taken over by Sergeant A.H. Williams, MM – later by Corporal Karpinka. Exchanged for a 105 mm in Cervia and carried on. Finished up with Sergeant Pennicuick in command.



Figure 88 – “Abdul” (and others) on Roadside in Italy (Regimental Museum Archives)

2. First Troop:

- a. “Alligator.”* The Troop Leader’s tank throughout -1st Lieutenant (later Captain) R.A. Gartke at “Vino Ridge” and on 24th May; taken over by Lieutenant J.J. Black on the 25th and had a distinguished career until it was badly damaged in the mine-field near San Giustina in September.
- b. “Alligator II.” Came up in replacement for the above. It saw considerable activity under Lieutenant Black in the “Route 9 show” with First Div in October and was taken over by Lieutenant H.D. Shaw in the ensuing weeks. It was destroyed by the heavy shell, which killed the Troop Leader near Conventello on 4th January 1945.
- c. “Alligator III.” Commanded by Lieutenant “Huck” O’Connor until it was hit near Barneveld (Holland); although the Troop Leader was badly wounded and had to be evacuated, the tank suffered only the loss of the turret hatch. Taken over at once by Sergeant J.L. Antossi who had come to us from Div HQ Squadron in Izegem. This commander won the Military Medal before he was wounded north of “STEAMER” near Nijkerk, by our aircraft. Sergeant Finley commanded it until the end.

- d. "Antelope."* Commanded by Sergeant Kendall, it had mechanical trouble on the Centre Line short of the Hitler Line. Was later commanded by Sergeant G.F. Johnston; it was exchanged for one of the first 17 pounders in the San Giustina "Mud-hole" and retained its name; was the first 17 pounder to "K.O." an enemy tank: a PANTHER at Bulgaria while working with the The Hastings and Prince Edward Regiment (Hasty Pees) in October 1944. Sergeant Johnston fought many gallant actions in this tank, perhaps none more so than that near Barheveld, before the tank was hit. Sergeant Johnston received the posthumous award of the U.S. Bronze Star; Trooper Leverington was also killed. The tank was never replaced.
 - e. "Armadillo."* Commanded by Corporal Karpinka until the summer camp on the Volturmo, then Corporal Bathgate throughout the fall and winter until taken over by Corporal Lovelack. The latter was in command of it when it had a track damaged by shellfire, near Conventello. It was left behind, to be one of the tanks to serve as pillboxes on the Senio front.
 - f. "Armadillo II." Commanded by Corporal Pflinger from the second period in Cervia until the end of the war.
 - g. "Aardvark."**
3. Second Troop:
- a. "Aspen."* Lieutenant G.C. Catton's tank until he left to take command of Al Echelon in September 1944, then commanded by Lieutenant B.D. Richards for a brilliant performance which ended in the Province of Groningen. Was replaced once for mechanical trouble in Cervia.
 - b. "Alder."* Sergeant Pennecuick was crew commander until the Uso where it was "brewed"; none of the crew was injured, but Major Brathwaite had a close call, standing beside it.
 - c. "Alder II." Replacement in San Giustina was a 17 pounder, again taken over by Sergeant Pennecuick, later by Sergeant Anfossi who took it through Otterloo; was hit and "brewed" at Barneveld, Trooper McPherson was wounded; Sergeant Anfossi was given command of First Troop at that time. No replacement was received for Alder II.
 - d. "Almond."* Was hit by AP fire at the Melfa but not damaged, when commanded by Corporal Skelton. At the Naviglio canal, it was hit on the road leading to the Start Line, and Corporal Farrell was injured while bailing out.
 - e. "Almond II." Commanded by Corporal Stein until the end of the war.
 - f. "Apricot."* Came to the regiment in Izegem - one of the new 17 pounders - and was commanded by Corporal Krivoshea to the end.
4. Third Troop:
- a. "Algiers."* Knocked out on 24th of May at the Melfa; Lieutenant Ken Philip, Corporal Nikirk and Trooper Michel killed; Troopers Fraser and Armstrong wounded.
 - b. "Algiers II." When commanded by Lieutenant (later Captain) D.J. Cowley, it was damaged by mortar fire on the approach to Torrice Crossroads.

- c. "Algiers III." Lieutenant Cowley carried on until Lieutenant A.M. MacKinnon returned from hospital in England in December 1944. The tank was hit on the evening of 15th April 1945 at Otterloo, when Lieutenant MacKinnon was seriously wounded, taken prisoner and later died of wounds. Corporal Forde was reported missing and later presumed killed while Toopers Bowman and Graham were wounded.
 - d. "Athens."* With Sergeant Tall commanding, it was knocked out at the Melfa; Trooper Embury was killed and Trooper Mitchell wounded.
 - e. "Athens II." Was commanded by Corporal Pavelack when it was blown up on a mine in "that" field near San Giustina; recovered soon afterward and was commanded later by Corporal Honey, then by Lance Sergeant Milne. The latter was wounded, also Troopers Robbins, Erret and Viscussi, when it was hit by bazooka just short of the Naviglio on the night Third Troop went up to relieve the pressure on the Lanarks. Trooper McIntosh got back unscathed.
 - f. "Athens III." Carried on until it was replaced by a new 17 pounder at Izegem, which retained the name, and this was commanded by Sergeant Kendall until the end.
 - g. "Alaska." Sergeant Williams in the turret at the Melfa - awarded the MM. Corporal Karpinka was commanding when it was damaged in the Route 9 minefield near San Giustina.
 - h. "Alaska II." Became a 17 pounder in San Giustina; had a hole put into it during the "show" with the RCR on Route 9 near Cesena, but the driver, Trooper MacPherson, miraculously got it going despite the gaping hole in the final drive. It was evacuated to workshops after the action.
 - i. "Alaska III." A 75 mm "job" again, commanded by Corporal Bathgate till the end.
 - j. "Athabaska."**
5. Fourth Troop:
- a. "Algonquin."* Knocked out on 25th May 1944; Corporal McNeil, L.D., wounded.
 - b. "Algonquin II." Knocked out when supporting Westminster's near Uso River on 24 September; Troopers McPherson and McTavish killed; Corporal Borton and Trooper Armstrong wounded. Lieutenant West not injured.
 - c. "Algonquin III." Commanded first by Lieutenant Eyres, then by Lieutenant J.J. Black till the end of the war; had an exciting time near Barneveld.
 - d. "Alberta."* Was hit on the 24th of May near "BENEDICTINE," but not seriously and was towed back to the harbour on the morning of the 25th - only to be hit there. During the heavy shelling, two of its crew were killed; Sergeant Eby and Trooper Gammack.
 - e. "Alberta II." Commanded by Acting Sergeant Richmond -later by Sergeant Eveleigh. It became a 17 pounder temporarily for the "Show" with First Div, then reverted to a 75 mm. Sergeant Eveleigh was crew commander until the end.
 - f. "Aldershot."* Was hit on the 25th of May in the shelling; Corporal MacNeil was wounded.

- g. “Aldershot II.” Commanded by Corporal Lodwick for a long time; he took it into the action with the “Hasty Pees” at Bulgaria when Corporal Bathgate bogged at the bridge. Corporal Lodwick was the only lucky one when the tank was hit on the 4th of January near Conventello: Troopers Selby and Deller were killed and Troopers Hodgson and Porter wounded.
- h. “Aldershot III.” No replacement for Aldershot II was received until Izegem - then it was a 17 pounder-still commanded by Corporal Lodwick - right to Groningen.
- i. “Argyle.”* New 17 pounder taken on strength at Izegem, commanded by Corporal Richmond from then on.



Figure 89 – The Lord Strathcona’s Horse (Royal Canadians) Battle Group, Wainwright, May 1999

ARTICLE H103 - B SQUADRON

- 1. Squadron Headquarters (Fighting):
 - a. “Brown.”* This was one of the Matera originals that saw action in Italy and Holland, and finished the course. Was commanded by a Sergeant until Coriano Ridge, after that always by the Squadron Leader.
 - b. “Bader.”* Another that went the whole way with the squadron - always commanded by the Battle Captain.
 - c. “Bishop.”* Was the Squadron 2IC’s tank, but when the Left out of Battle (LOB) policy came into effect (always in force after the Liri) it was manned by one or other of the Sergeants: the 2IC took over “Bader” when the Battle Captain was LOB. The only exception was during the push from Arnhem, after the original had been exchanged for a 105 mm, when Captain Morrison took “Bishop” - and laid some useful HE and smoke shells south of Otterloo when the tail of the column was passing through.
 - d. “Barker.”* Started off from Matera as the Squadron Leader’s tank and carried Major Milroy through until he was wounded (away from the tank) on the bad night in the Gothic Line. After Coriano, a Sergeant manned it. It was replaced by a radial-engine 105 mm in Cervia.

2. First Troop:

- a. "Beaver."* Commanded by Lieutenant (later Capt) E.J. Perkins, DSO, this tank was perhaps the most successful in the Orsogna sector - its 75 mm knocked down the tower there with 40 rounds. With Lieutenant J.W. Black, it went through the 24th and 25th of May unscathed. On the 30th, it bogged in a shell crater near Torrice Crossroads and Lieutenant Black took over another tank (and was killed). Lieutenant Mackay-Keenan took it into the Gothic Line; the Troop Leader was wounded in the night attack but stayed on until morning; the gunner later died of wounds received at the same time. Next "C.C." was Lieutenant E.H. Grand who stayed with it from then on. In all, it fired over 1000 rounds in indirect fire as well as considerable 75 mm and co-axial MG direct fire.
- b. "Buffalo."* This was the Troop Sergeant's tank most of the war. On 30th May 1944, Lieutenant Black took it over when his own bogged, and it was hit and "brewed" near the crossroads. Lieutenant Black, Troopers Holtslander and MacKenzie were killed; Trooper Harris wounded; Trooper Hall, J.H. was uninjured.
- c. "Buffalo II." Carried on without mishap until it was replaced by a 17 pounder in Izegem. Its crew at the end of the war by Corporal Lake and Troopers Schaefer, Feldman, and Robertson.
- d. "Broncho."* Manned by the following in the Liri Valley: Corporal J.B. Matthews, who won the DCM for his fine shooting on the 30th May, Troopers Fullerton, J.H.C., Hucik, J., and Doucette, L.E. On the approach march before the Gothic Line, it was replaced because of mechanical trouble; the new one carried on for the rest of the war without mishap.
- e. "Bear."* New 17 pounder drawn in Izegem; in the Dutch action it was manned by Sergeant Montney, Trooper Bond, Trooper Hucik and Trooper Doucette. Later, Sergeant Schuler took over command.

3. Second Troop:

- a. "Balsam."* Driven by Trooper "Happy" Burns, this tank loaded and offloaded from flat-cars and transporters until it was stopped by an "88" at Torrice - after it had knocked out one Panther and scored an assist on another.
- b. "Balsam II." A "very new and unscratched tank" when it replaced the above in the Liri Valley; not so unscratched when it ended up in Groningen nearly a year later. Crew Commanders of the Balsam series were: Corporal Mackay, G.W., Corporal MacDiarmid, R.J., Lieutenant W.G. Spencer, and Lieutenant E.H. Grand.
- c. "Bluebell." Survived until hit by AP fire near Torrice Crossroads; Sergeant Zeal and one other were killed.
- d. "Bluebell II." Had a hectic time on the night of 31 August 1944; was exchanged for a 17 pounder at San Giustina, continuing as Bluebell II. In Izegem, her name was changed to Briar after which her crew carried on until the end. It was commanded by the following Troop Sergeants: Sergeants Zeal, Barr, P.S., Giroux, L.J., and MacDiarmid, R.J.
- e. "Buttercup."* Fired its first shots in anger at Orsogna, the crew then being: Lieutenant D.P. Ramsay, Corporal Barr gunner, Trooper Gilbertson driver, Trooper Katerynuk co-driver and Trooper J.H. ("Rapid") Hall the loader-operator. "NTR" on 24th of May, but it

threw a track on the 30th and the Troop Leader changed to another. On the lateral north of Villanova it was hit with an HE shell which “blew kit, tools and box all to hell.” Undaunted, it rolled onto the Senio, and to the Zuyder Zee and “Finito” Parade.

- f. “Birch.”* Taken over in Isegem by Lance Sergeant Hutchinson and had an uneventful career guarding the “Echelon” through Arnhem.
 - g. “Briar.”** Briar replaces the name Bluebell (see c and d above) which was used previously. Bluebell is used today as a radio appointment title for the maintenance representatives. Its continued use as a vehicle name could lead to confusion with disastrous consequences if retained. Hence, it is not currently used.
4. Third Troop:
- a. “Biscay.”* Lived a comparatively normal life, taking part in every action. Was smeared with shrapnel on a few occasions and had a close shave in Otterloo. Commanded by Lieutenants Brear (“Vino Ridge”), Tobin (“Hitler Line”) Gar - until he was killed in the early stages of the Gothic Line, then Corporal Elrick, Lieutenant McCulloch took over in the Gothic Line and commanded through to V.E. Day.
 - b. “Bengal.”* Was in every “B” Squadron action and had many near misses. Commanded by Sergeant Rosler, R., (“Vino Ridge” and “Hitler Line”); Sergeant Harvyl from 25 May 1944 to “Gold Flake,” and finished under Corporal Katz.
 - c. “Baltic.”* Another that went through every action. Pock marked with shrapnel, it was nearly overturned by a bomb in the “Hitler Line.” Was turned in for a 17 pounder in Isegem. Commanded by Corporal MacDiarmid at “Vino Ridge”; Corporal MacKay through the “Hitler Line” and the start of the Gothic Line, when it was taken over by Corporal Elrick who commanded it up to the Naviglio. Corporal Matthews succeeded Corporal Elrick, then Corporal England commanded in the last action.
 - d. “Bering.”* 17 pounder acquired in Isegem commanded by Sergeant Harvyl without mishap.
5. Fourth Troop:
- a. “Banff I.”* Commanded by Lieutenant Burton, it fired its first shot on 18 January 1944 on Orsogna. Knocked out one SP and one AA gun on 24 May 1944. Was taken over by Lieutenant McIlwaine at Torrice Crossroads. Lieutenant Guest succeeded Lieutenant McIlwaine when the latter was wounded in the Gothic Line. “Brewed up” by SP near the Uso River.
 - b. “Banff II.” Commanded by Lieutenant Guest, it took part in all the remaining actions without casualty.
 - c. “Barrie I.”* Commanded by Corporal Montney from Matera to Ortona and by Corporal Schuler in the Liri Valley. Was “brewed up” by bazooka in the night attack in the Gothic Line.
 - d. “Barrie II.” Commanded by Corporal Rix, was “brewed up” in its first action near the Uso.

- e. “Barrie III.” Taken over by Corporal Schuler, was exchanged for a 17 pounder in Isegem and carried on to the end.
- f. “Brandon.”* Commanded by Sergeant Clark until the “Hitler Line” when, commanded by Sergeant Rosler, R., it accounted for two enemy AA guns. During the Gothic Line it was used temporarily by Captain Burton. Was hit by mortar near the Uso and a replacement came at San Giustina, which took part in every remaining action with Corporal Ross commanding at Arnhem.
- g. “Broadview.”* Taken on at Isegem and suffered no casualty.

ARTICLE H104 - C SQUADRON

1. Squadron Headquarters (Fighting):

- a. “Churchill.”* A Matera original that carried on to “finito,” always commanded by the Squadron Leader. Under Major J. Smith at the Melfa it scored a Panther, and at Otterloo it suffered its only casualty when a bazooka set fire to equipment on its back and Lance Corporal Pengelly was wounded.
- b. “Confucius I.”* Commanded by Captain R.G. Crimes (later killed in action), it was replaced at the Melfa River when an “88” holed its gun barrel.
- c. “Confucius II.” Fought through every remaining action, commanded by Lieutenant W.M. Reade (who later died in hospital after being wounded in Holland), Captain Tom Cadham, Captain (later Major) J.V.P. Chatwin and Captain P.T. Scramstad.
- d. “Connolly I.”* At the Melfa it was first used by a FOO then taken over by Captain Crimes who was killed when it was hit on 24 May 1944, together with three of his crew - Troopers Smith A.A., Lee A.P., and Davis G.T.
- e. “Connolly II.” Commanded by Corporal Meadus, H.J., after the Melfa, taken over by Major F.C. Braithwaite at Torrice. Was knocked out by bazooka near “Point 253” in the Gothic Line after Lieutenant Oeuvray had taken over from Sergeant MacPherson.
- f. “Connolly III.” Commanded by Sergeant Fallas for the remainder of the war. Name changed to Condor III when Connolly III became 105 mm.
- g. “Conacher I.” Commanded by Captain Len Payne at the Melfa, then by Major Braithwaite. On 1 September 1944, while commanded by Sergeant Hopper, it bogged on “Point 253” and Trooper Otter, E.R. was killed by shell fire and Trooper Cove, D.L., wounded.
- h. “Conacher II.” Carried on for the remainder of the war, exchanged for 105 mm at Cervia. Crew Commanders were Sergeant Gaudette, Sergeant Switzer, Captain Chatwin, Corporals Goldsack and Francis, and Captain Sutherland in Northwest Europe

2. First Troop:
 - a. “Cougar.”¹ Commanded by Lieutenant S.W. Phillips at the Melfa and Gothic Line, then by Lieutenant W.E. Ralston (later killed in action) until bogged near San Giusti.
 - b. “Cougar II.” Commanded by Lieutenant Gaunt, it carried on until V.E. Day.
 - c. “Condor.”* Was knocked out at the Melfa when the Commander, Sergeant Forrest R.J., Troopers Laird and Sample were wounded and Troopers Kitching and Karpinka W. died of wounds.



Figure 90 – “Cuddles” in Korea – Affiliation Unknown (Regimental Museum Archives)

- d. “Condor II.” Commanded in the Gothic Line by Sergeant Becvar who was wounded, then taken over by Sergeant Costello on 21 September 1944. While trying to pull Lieutenant Ralston’s tank out of a hole, Sergeant Costello and Trooper Stonefish were killed and Lance Corporal Copper was wounded.
- e. “Condor III.” This name was given to Connolly III when the 105 mm tanks arrived at Cervia. It carried on to the end commanded by Sergeant MacPherson, being exchanged for a 17 pounder in Isegem.
- f. “Cobra.”* Commanded by Corporal Hopper at the Melfa and Torrice. Knocked out by an “88” on 30 May 1944 when Troopers Spratt F. and Tippet W.H. died of wounds.
- g. “Cobra II.” Commanded by Corporals Nichol, Anderson, Lake Gaudette and Brock. Was taken over by Lieutenant Ralston on 24 September 1944 and was hit by mortar fire which killed the officer and Trooper Barnett, and wounded Troopers Stachera and Wood, N.J. The tank carried on until it was destroyed by bazooka on 28 December 1944 when Corporal Brock was killed and Trooper Martin A.B. was wounded.

¹ “Cougar” is the name of the Armoured Vehicle General Purpose (AVGP) currently used in the Royal Canadian Armoured Corps. The vehicle was part of the Regiment’s inventory between 1978 and 1998 when they were removed from service with the Regular Force. The vehicle remains in service with the Militia. “Cougar” is therefore deemed inappropriate as a vehicle name at this time, and consequently not used.

- h. “Cobra III.” Commanded by Corporal Corbett, Cobra III carried on until the end, being exchanged for a 17 pounder at Isegem.
 - i. “Caribou.”* This name was given to 75 mm Cobra III at Isegem. Corporal Thiessen commanded it through the remaining actions.
3. Second Troop:
- a. “Capri.”* Originally “Cairo” it was renamed because of duplication with 8 N.B.H. Commanded by Corporal Venne at the Melfa and at Torrice where it destroyed a Panther. Taken over by Lieutenant Oeuvray who commanded through the Gothic Line and until he was wounded on a mine on 15 December 1944, then commanded by Corporal Curtis. While supporting P.L.D.G. at the Senio it was hit by bazooka (Lance Corporal Elliott, E.A. wounded) and although the crew fought for the tank on their feet, it had to be destroyed by our own fire to prevent capture.
 - b. “Capri II.” Commanded by Lieutenant McIwaine when it was hit at Crossroad “Steamer” in Holland on 17 April 1945. Trooper Pearce, A.H. was killed; Lance Corporal Thompson, C.T. later died of wounds, and the officer and Trooper Stachera were wounded.
 - c. “Capri III.” Commanded by Lieutenant M. Powell to the end.
 - d. “Cork.”* Was hit in the suspension at the Melfa and towed back to the dump where it was completely destroyed by fire. While away from his tank, the Commander, Lieutenant C.R. Gilliat was killed on 24 May 1944.
 - e. “Cork II.” Commanded at Torrice by Corporal Duhamel, then by Sergeant Meadus who was killed by shrapnel at Coriano, then by Sergeants Gaudette and Nichol. It was exchanged for a 17 pounder in Isegem still commanded by Sergeant Nichol.
 - f. “Crete.”* Credited with the first enemy kill (Panther at the Melfa) when commanded by Sergeant Turk. The Commander and Trooper Bigham, L.W. were killed in this action. Later commanded by Sergeant Venne, Corporals Yallits and Anderson. The original Crete was evacuated for repairs in Cervia and this name was given to “Chippewa.” This in turn was exchanged for 17 pounder in Isegem, commanded by Sergeant Venne for the remaining actions.
 - g. “China.”* Acquired in Isegem and commanded by Corporal Curtis in Northwest Europe
4. Third Troop:
- a. “Chicoutimi.”* Commanded by Lieutenant Bill Reade (later killed in action) this tank was hit by two 88’s on the Melfa. The fire was put out and the crew remounted and fought stationary, knocking out one enemy S.P. The tank was repaired and carried on under Lieutenant Hutchings bringing glory to itself, its troop and the Regiment. It knocked out a German Mk IV at the Uso and figured prominently in the Munio action. Commanded by Lieutenant Raisbeck it led the Regiment through Otterloo. Originally signed for by Trooper (later Sergeant) Koffman, this tank carried on to the end.
 - b. “Chippewa.”* Commanded by Sergeant Montford in the Liri Valley, by Sergeant D.R. Armstrong, in the Gothic Line and until Christmas 1944, when Sergeant Switzer took over. In Northwest Europe Sergeant E.J. Clarke, was in the cupola. A 17 pounder in

Viserba replaced the original. The crews who manned this tank through its hectic experience were Troopers R.B. Binnington, F. Blanchette, A.B. Claire, E.O. Forman, H.F. Turner, W.P. Lafferty and I.A. Brevig.

- c. "Chilliwack I."* Commanded by Corporal J.C. Lawson until he was killed on 25 May 1944, then by Acting Corporal D.W. Smith, until the tank was knocked out on 30 May 1944.
 - d. "Chilliwack II." In the Gothic Line commanded by Corporals Costello and Anderson. Was knocked out at the Uso when commanded by Corporal Thiessen.
 - e. "Chilliwack III." Commanded by Corporal Koffman it led the Regiment across the Munio. Later commanded by Corporal Goldsack. Two of the original crew, Troopers Derenowski and Halliday bailed out of Chilliwack I and II and carried on in Chilliwack III.
 - f. "Chinook."* New 17 pounder in Isegem. Taken over by Corporal Koffman.
5. Fourth Troop:
- a. "Camrose." Was hit and "brewed" at the Melfa when the Commander Corporal Nichol, and Lance Corporal Nichols and Trooper S.C. Powell were wounded and the remainder of the crew - Troopers R.J. Ring, A.S. Erickson and H. Buss were killed.
 - b. "Camrose II."* Arrived after Torrice and was commanded by Corporal MacDowell for the summer on the Volturno. In the Gothic Line it was commanded by Corporal Gaudette and manned by Trooper (later Sergeant) A. Francis, Trooper (later Corporal) S.C. Powell and Troopers B.E. Kellington and A.C. McRac. The Troop Leader took over command at Coriano and among those who later commanded it were Lieutenants E.J. Grand and Bob Ellerbeck.
 - c. "Calgary."* Commanded by Lieutenant Clifford at the Melfa and by Corporal Gaudette at Torrice when it joined Sergeant Montford's Third Troop. It continued to be the Troop Leader's tank until it stalled near the Start Line on Coriano Ridge, when it was taken over by Corporal D.H. Longeway. It was knocked out later that day and Corporal G.V. Cable, was killed and the Crew Commander and Trooper R.W. Murray were wounded.
 - d. "Calgary II." Commanded by Sergeant Mckay H.J. until he was wounded near San Giustina on 24 September 1944, when it was taken over by Corporal A. Francis. In Isegem it was exchanged for a 17 pounder that was commanded by Corporal Powell to the end.
 - e. "Claresholm."* Knocked out at the Melfa when commanded by Sergeant Armstrong. The Sergeant, Troopers A.M. Corbett and H.F. Turner were wounded and the other two members of the crew were killed in action - Troopers G.V. Hannis and D.L. Frazier.
 - f. "Claresholm II." Arrived during summer and was commanded by Sergeant G.M. Blair. It was knocked out at Coriano when two of the crew were killed (Troopers C.G. Hives and K.E. Smith). Trooper Cook died of wounds, and Sergeant Blair and Trooper W.P. Lafferty were wounded. Sergeant Blair was wounded when he left his tank to rescue Corporal Longeway.

- g. “Claresholm III.” Commanded by Sergeants Nichol, Yallitts, Switzer and Gaudette, the latter was commanding when the tank was hit at the Fossa Munio. No casualties.
- h. “Claresholm IV.” Sergeant Gaudette continued as Crew Commander until replaced by Corporal Francis in Isegem.
- i. “Canmore.”* New 17 pounder taken on at Isegem, commanded by Sergeant Gaudette for the remaining actions.

ARTICLE H105 - RECONNAISSANCE SQUADRON

1. In 1986, it was recognized that Reconnaissance Squadron was the only squadron lacking vehicle names. The Commanding Officer, Lieutenant-Colonel Boileau, selected the names for Squadron Headquarters and First, Second and Third Troops from submissions from all members of Reconnaissance Squadron at the time.

2. Squadron Headquarters (Fighting):

- a. “Dictator.”**
- b. “Defiant.”**
- c. “Darter.”**
- d. “Decathlon.”**
- e. “Dominion.”**

3. First Troop:

- a. “Dieppe.”**
- b. “Dunkirk.”**
- c. “Devil.”**
- d. “Dardanelles.”**
- e. “Denominator.”**
- f. “Dundurn.”**
- g. “Dervish.”**

4. Second Troop:

- a. “Drumheller.”**
- b. “Deliverance.”**
- c. “Destroyer.”**
- d. “Dreadnaught.”**
- e. “Dauntless.”**

- f. “Diablo.”**
 - g. “Destiny.”**
5. Third Troop:
- a. “Dagger.”**
 - b. “Damocles.”**
 - c. “Dynamite.”**
 - d. “Dragon.”**
 - e. “Danger.”**
 - f. “Dingo.”**
 - g. “Donnybrook.”**
6. In 2003, Assault Troop was equipped with the Infantry Section Carrier variant of the Light Armoured Vehicle III (LAV III). Previously, the troop was equipped with the M113 tracked Armoured Personnel Carrier (APC) and the Bison APC, which were not considered “fighting” vehicles. Since in many respects the LAV III is similar to the Coyote, especially the 25-mm gun and turret, Assault Troop began naming their vehicles as a means of maintaining the regimental tradition and to set them apart from the Infantry LAV IIIs. The Commanding Officer, Lieutenant-Colonel Cade, approved the following vehicle names for Assault Troop:
- a. “Drvar.”**
 - b. “Discipline.”**
 - c. “Demolition.”**
 - d. “Dismount.”**
 - e. “Destruction.”**

ARTICLE H106 - STRATHCONA MOUNTED TROOP

Figure 91 – Strathcona Mounted Troop Leader 1995 (Regimental Museum Archives)

1. The Strathcona Mounted Troop normally has a complement of approximately twenty quarter horses, 15.2 to 16.3 hands in height. The horses are generally sorrel in colour. Their names are usually chosen by members of the troop and are limited to names beginning with “S” which have regimental or cavalry significance. Certain names have been black listed because they have proven to be unlucky. Names are vetted by the Commanding Officer. The troop maintains records of all mounts used in any particular season

2. The name “Strathcona” is normally reserved for the Troop Leader’s horse. Should the horse show poor disposition to being a lead horse, however, the Troop Leader will ride a more suitable mount. Common names that have been or are being used by the troop are shown in Table 19.

3. The following is an Honour Roll and includes Mounted Troop horses that have died on active duty and long serving horses within the troop:

- a. “Cross-Bell.” Cross-Bell was a paint horse donated by the Blood Indians to His Royal Highness The Prince of Wales on a state visit. Prince Charles left Cross-Bell in the care of the Strathcona Mounted Troop. Traditionally, The ride master rode him. He was retired in 1991 after twelve years of service to the troop. Cross-Bell was pastured with the Blood Indians.
- b. “Sam.” Sam was a 15.2 quarter horse that broke its leg in the Sarcee Training Area in 1991 and was put down.
- c. “Saxon.” Saxon was a quarter horse killed in Spruce Meadows on Highway 22X in 1992.
- d. “Scimitar.” Scimitar was an Arabian horse killed in Spruce Meadows on Highway 22X in 1992. He was a high-strung horse and was difficult to ride. He gained a reputation for injuring riders.
- e. “Sentry.” Sentry was quarter horse killed in Spruce Meadows on Highway 22X in 1992.

- f. “Spartan.” Spartan, a.k.a. “George” was a quarter horse killed in Spruce Meadows on Highway 22X in 1992. He was a relaxed horse that would fall asleep on vedette.
- g. “Spectre.” Spectre was a 15.2 hand quarter horse purchased by the troop in 1987. He was the last survivor of the Spruce Meadows tragedy in 1992. He was retired in 1999 after twelve years of service to the troop. He is currently pastured in Rocky Mountain House.
- h. “Stranger.” Stranger was a quarter horse killed in Spruce Meadows on Highway 22X in 1992.
- i. “Subaltern.” Subaltern was a quarter horse killed in Spruce Meadows on Highway 22X in 1992.
- j. “Supremacy.” Supremacy was a 16.2 quarter horse, and survivor of the Spruce Meadows tragedy. He had served nine years in the troop when he was retired in 1999. He is pastured with the Edmonton Garrison Riding Club.

Table 19 – Common Names of Strathcona Mounted Troop Mounts


Sabre	Saint	Sampson	Samurai
Saracen	Sarcee	Scorcher	Scorpion
Scout	Sentinel	Seville	Shadow
Shamrock	Sherman	Shogun	Shrapnel
Slapshot	Soldier	Somme	Sovereign
Spirit	Sporster	Staghound	Strathcona
Sultan	Summit	Sutton	

ANNEX I - REGIMENTAL MARCHES AND SONGS

The details of the background and origin of regimental marches and songs, including the regimental call, are at Chapter 7 - REGIMENTAL MUSIC. The following songs are included in this annex:

- a. The Soldiers of the Queen is at Appendix 1.
- b. Strathcona's Horse: Regimental Song is at Appendix 2.

APPENDIX 1 – THE SOLDIERS OF THE QUEEN



THE
SOLDIERS
 OF THE
QUEEN.

Song

WORDS & MUSIC BY
LESLIE STUART.

Pr. 50¢

TORONTO
 CANADA

WHALEY, ROYCE & CO.

158 YONGE STREET

A. G. M. P. Co.
 LIMITED.

Do si

THE SOLDIERS OF THE QUEEN.

Written and Composed by LESLIE STUART.

Marziale.

PIANO. *f*

1. Brit - ons once did loy - al - ly de - claim A - bout the way we ruf'd the
 2. War-clouds gath - er ov - er ev' - ry land, Our flag is threat - en'd East and
 3. Now we're rous'd, we've buck - led on our swords, We've done with dip - lo - mat - ic

waves; ——— Ev' - ry Brit - on's song was just the same, When
 West; ——— Na - tions that we've shak - en by the hand, Cur
 lin - - go; We'll do deeds to fol - low on our words, We'll

Entered according to Act of the Parliament of Canada in the year MDCCXCVIII by the Anglo-Canadian Music Publ. Assoc. Ltd. at the Department of Agriculture.

2

sing - ing of our sol - dier braves. All the world had heard it,
 bold re - sour - ces try to test. They thought they found us sleep - ing
 show we're some - thing more than "ju - go?" And though Old Eng - land's laws do

won - der'd why we sang, And some have learn'd the rea - son why. But
 thought us un - pre - par'd, Be - cause we have our par - ty wars; But
 not her sons com - pel To mil - i - ta - ry du - ties do, We'll

we're for - get - ting it, And we're let - ting it
 En - glish - men u - nite, When they're call'd to fight The
 play them at their game, And show them all the same, An

Fade a - way and grad - u - al - ly die, Fade a - way and grad - u -
 bat - tle for Old Eng - land's com - mon cause, The bat - tle for Old Eng - land's
 En - glish - man can be a sol - dier too, An En - glish - man can be a

al - ly die. So when we say that Eng - land's
com - mon cause. So when we say that Eng - land's
sol - dier too. So when we say that Eng - land's

p *marcato*

mas - ter, Re - mem - ber who has made her so.
mas - ter, Re - mem - ber who has made her so.
mas - ter, Re - mem - ber who has made her so.

Refrain.

2nd time ff
It's the Sol-diers of the Queen, my lads, Who've been, my lads, Who've

seen, my lads, In the fight for Eng - land's glo - ry, lads, When we

6


have to show them what we mean. And when we say we've al - ways won, And

when they ask us how it's done? We'll proud-ly point to ev' - ry-one of Eng-land's

Sol - diers of the Queen It's the Queen.

1st & 2nd Verse. D. S. 3rd Verse.
p ff

APPENDIX 2 – STRATHCONA’S HORSE: REGIMENTAL SONG



STRATHCONA'S HORSE
 REGIMENTAL SONG

DEDICATED TO LORD STRATHCONA AND MOUNT ROYAL

"Then when the war is over, to your friends you are welcome back
 Think of the lads you have left behind, asleep by the lone Veldt track."

Written and composed
 by **LIEUT. A. L. HARRINGTON KYLE,**
 ON THE BATTLEFIELD.

Price 3/6

Published by R. MÜLLER'S Music Warehouse
 45 and 47, Strand Str
 CAPE TOWN.

Copyright for all countries

Printed by CG Reder, Leipzig

Strathcona's Horse.

REGIMENTAL SONG.

A. L. H. KYLE.

Maestoso.

Voice.

Piano.

1. sing of the boys of Strath-
 2. When shells are bursting
 3. Now you hear the crack of a

Bagle: "Assembly." *rall.*

ea - nish Horse, brave boys from the North and the West, A corps that is one of Ca - na - dis pride if not
 round them then you'll hear their mer - ry jest, Here's to good Ol - ta - wa and here is
 Man - ser far a - way on our flank ring out But a - have the din of bat - tle you can

her ... ve - ry best, sing of the land and they came to help of the ma - ther - land they
 hear the Col - nel shout, dis - mount for dis - mount - ed da - ty runs the word long the ranks like a

§Chorus.

I'll sing of their ready courage were it not al - va - dy known, Then cheer for the boys of Strath-
 right, walk, march, ... trot, Can - ter and the boys are out of sight. §
 streak, While Shrapnel, Man - ser and Pom - pom each for their vic - tims seek. §

con - a. they mer - ri - ly scout and ride, o'er the boundless wild like their prairies, they find where the liver doth

hide, our Tommies thank them kind-ly, — say where's that bounding Boer, They're al - ways there, when

wan - ted, and first where the cannon roar. 1. 2. 3. Andante. 4. Then when the war is o - ver to your friends you're welcome

back, Think of the lads you left asleep, a - way by the lone veld track. Remember they're somebo - dy's

loved ones, re - member your comrades they've been, They died for the sake of the count - ry they loved the

Grand Union Jack and their Queen, They died for the sake of the country they loved the Grand Union Jack and their Queen. Chorus D. S. §

ANNEX J - GUIDON DRILLARTICLE J100 - GENERAL

This annex should be read in conjunction with Chapter 5 - THE REGIMENTAL GUIDON AND COLOURS. This annex amplifies the drill contained in Canadian Forces Manual of Drill and Ceremonial. The chapter on colours and flags in the Canadian Forces manual is too generic - it assumes that an officer is the Colour Bearer and that the escort carries rifles not swords.¹

ARTICLE J101 - UNCASING THE GUIDON

1. On arrival at the Parade Square, the Guidon Party positions itself on the left flank of the parade and the Orderly falls in three paces to the left of the Guidon Party. On the command from the Regimental Sergeant Major "Uncase the Guidon," the Orderly moves to position three paces in front of, and facing the Guidon. The Orderly raises his left forearm parallel to the ground, cupping the left hand. Simultaneously the Bearer lowers the pike directly forward to a horizontal position bringing the device to rest in the cupped left hand of the Orderly.



Figure 92 – Uncasing the Guidon

2. The Bearer unties the tapes of the case and grasps the Guidon with the left hand. The Orderly carefully removes the case and drapes it over the left forearm, the cap to the left. The Orderly then unrolls the cords. The Bearer then releases the Guidon and cuts his left arm smartly to the side. At this time, the Orderly ensures that the Guidon and cords hang correctly. On the signal from the Bearer, the Orderly gives the pike an upward thrust with the left hand to assist the Bearer to return the Guidon to the Order position.

3. The Orderly then cuts his left arm smartly to the side, observes the standard pause and salutes, returning to the position of attention. The Orderly then makes a right turn and marches off the Parade Square. Since swords are drawn and the carry is a form of salute, the escort who is responsible for the protection of the guidon does not present arms.

ARTICLE J102 - GUIDON DRILL

1. General. At the halt, a cased Guidon shall be held in the position of the Order. On the march, a cased Guidon is carried in the Slope position and never held at the Carry. An uncased Guidon is never sloped and shall always be at the Carry or the Order.

2. Position of the Order. The Bearer stands at attention with the pike held vertical with the right hand at the right side. The base of the pike is on the ground at the right side of the right foot, in line with the toe of the shoe. The pike and Guidon are held with an all-round grasp of the right hand with the back of the hand outwards at the point of the pike where the lowest corner of the Guidon reaches. The Guidon shall hang naturally down the pike and shall not be stretched taut. The right elbow is at the side and the

¹ Canadian Forces Manual of Drill and Ceremonial, (Ottawa: Department of National Defence, 1992), Chapter 8.

wrist is directly in rear of the pike. A cased Guidon is held in the same manner except that the Guidon is not grasped in the right hand.

3. Stand at Ease from the Order. On the command “Stand at Ease,” the Guidon and pike remain in the same position as described for the order position and the left foot is carried 10 inches to the left.

4. Stand Easy from Stand at Ease. The Guidon and pike remain in the same position with the left arm kept to the side and the body relaxed. The feet and the Guidon are not moved.

5. Carry from the Order. The right hand raises the Guidon to a vertical position in front of the centre of the body with the base of the pike just clear of the socket and the right forearm alongside the pike. Simultaneously, the left hand is brought to the socket in order to guide the pike into it. Then the left hand is brought to the position of the Order. On completion of the movement the right hand is approximately opposite the Bearer’s mouth, the right forearm is parallel to the ground and at right angles to the pike. The wrist of the right arm is straight with the back of the hand outward and head and eyes facing the front.



Figure 93 – Guidon Party on Parade – Harvey Barracks, 1996

6. Order From the Carry. With the right hand raise the pike clear of the socket and bring the right forearm from the horizontal position to a vertical position alongside the pike. Simultaneously, bring the left hand to the socket to steady the carrier. Next, move the Guidon with the right hand to the position of the order, with the left hand across the body to steady the pike. On completion of the movement, the back of the left hand is facing outward, fingers of the left hand are extended and pointing to the right and the left forearm is parallel to the ground.

7. Let Fly from the Carry. Let Fly is conducted when arms are carried on parade and the parade is ordered “General Salute, Present Arms.” On the order, the Guidon is let fly on the last movement of the present arms by maintaining the grip on the pike but releasing the Guidon with the right hand. The movement consists of a sharp downward movement of the right hand, (approximately thirteen centimetres). Also, during the march past in quick time, on the command, “Eyes-Right,” the Guidon is Let Fly. On the command “Eyes-Front,” the Guidon is caught.

8. Catching the Guidon from the Let Fly. Grasp the Guidon with the left hand and bring it into the pike. Simultaneously, grasp the corner of the Guidon with the right hand in the position of the Order and cut the left hand to the side to the position of attention while raising the right forearm to the horizontal position. Depending on the wind direction, the Guidon may be grasped with the right hand after securing the pike in the left hand. If, because of wind strength, the Guidon cannot be caught, the Guidon shall be brought to the position of the Order, secured and returned to the carry.

9. Slope from the Order (Cased Guidon). The pike is raised clear of the ground with the right hand and placed on the right shoulder so that the pike is at a 45 degree angle when the right elbow is close to the body and the forearm parallel to the ground. Simultaneously, the left hand grasps the pike just above the right hand to steady the pike. The left hand is then cut to the side to the position of attention.

10. Order from the Carry (Cased Guidon). The pike is lowered to the ground by straightening the right arm. Simultaneously the left arm is used to steady the pike by cupping the case. The left arm is then cut back to the side.

ARTICLE J103 - THE GUIDON ON PARADE

1. Marching on the Guidon. On the command “March on the Guidon” by the Commanding Officer, the Guidon Party shall ready themselves. After the order “To Your Guidon, Present Arms” by the Commanding Officer, the Guidon Bearer will give the order “Slow March” to the Guidon Party. The band, if present, shall play. The Guidon Party shall march in slow time to the right flank, counter-march, mark time and halt. After a standard pause, the Guidon Bearer will give the order “Quick March” and proceed to the left flank of the Regiment. The party will subsequently, by a series of wheels, proceed behind the Regiment to its designated position between two squadrons and to the rear of the Commanding Officer, then mark time and finally halt facing the front of the parade. Once in position, the Commanding Officer will give the command, “Shoulder Arms.” Throughout the parade, when all others are stood at ease and easy, the Guidon Party shall remain at the position of attention, with the escort’s swords at the carry.

2. Marching off the Guidon. At the conclusion of the parade, on the order “March off the Guidon, to your Guidon Present Arms,” the Guidon Bearer will order “Quick-March” to the Guidon Party. The band shall play appropriate music and by a series of forms the Guidon Party will position themselves to the left flank facing the Regiment where the casing of the Guidon will take place.

ARTICLE J104 - CASING THE GUIDON

1. After being marched off parade, the Orderly moves to position three paces in front of and facing the Guidon. The Orderly raises his left forearm parallel to the ground, cupping his left hand while the Guidon Bearer simultaneously lowers the pike, directly forward, to a horizontal position. This brings the device to rest in the Orderly’s cupped hand.

2. The Guidon Bearer, with the left hand, and the Orderly, with the right, grasp the bottom corner of the Guidon nearest to each and together fold the bottom edge of the Guidon over the pike, ensuring the tassels also hang over the pike. The above procedure is executed three times, ensuring there are no creases and that the Guidon is neatly rolled along the top of the pike. The right thumb of the Bearer and the left thumb of the Orderly are used to hold successive folds in place. The Orderly then wraps the cords around the Guidon three times along the width. The Bearer then grasps the end of the cords and the Guidon in the left hand.

3. The Orderly removes the Guidon case, which is draped over his left forearm, and carefully slides it over the Guidon. As the case is lowered to the bottom of the Guidon, the Bearer uses his left hand to assist in pulling the case fully over the Guidon and ties the tapes securely around the pike. The Bearer then cuts his left arm sharply to the side. The Orderly resumes his original position by cupping the device in the left hand.

4. On order from the Bearer, the Orderly gives the pike an upward thrust with the left hand to assist the Bearer in returning the Guidon to the Position of the Order. The Orderly then cuts his left arm smartly to the side, observes the standard pause, salutes and returns to the position of attention.

5. The Orderly then makes a right turn, and marches off the Parade Square. The Guidon Party, under command of the Bearer marches off the Parade Square and returns the Guidon to Regimental Headquarters.

ANNEX K - SWORD DRILLARTICLE K100 - GENERAL

1. Two methods of wearing the sword are described in Canadian Forces Manual of Drill and Ceremonial: hooked and slung.¹ Once the sword is drawn, the sword movements for hooked and slung drill are the same. With the exception of the Guidon Bearer and mounted personnel, the Regiment customarily uses slung sword drill when dismounted.



Figure 94 – Lord Strathcona’s Horse (Royal Canadians) Royal Escort to Their Majesties King George V and Queen Elisabeth, Winnipeg, 24 May 1939 (Regimental Museum Archives)

2. Unfortunately the sword drill described in the Canadian Forces manual focuses primarily on hooked drill. The manual does not adequately describe the customary differences observed by the cavalry and the Regiment; the differences between the drill used by soldiers and officers; nor discuss mounted sword drill. This annex, therefore, is the sole source of authority for sword drill used by the Regiment. The basis of the sword drill used by the Regiment is well described in Cavalry Training: 1912 and later issues.²

3. Accurate and swift but graceful movements are the hallmarks of good sword drill.

ARTICLE K101 - DISMOUNTED SWORD DRILL

1. The drill when the sword is not drawn is as follows:

- a. Position of Attention. The scabbard is held in the left hand with the left arm straight, hand gripping the scabbard between the upper and lower rings (rings to the rear - handle

¹ Canadian Forces Manual of Drill and Ceremonial, Chapter 6, Section 1.

² War Office, Cavalry Training: 1912, (London, 1912: Eyre and Spottiswoode Limited, rpt. 1915), pp. 38-43 and 119-122.

of the sword to the rear), thumb down the front, back of the hand outward, fingers curled round the back. The sword will be held upright, shoe on the ground close to the foot and just forward of the heel, hilt close to the side. Except when otherwise stated the left hand remains in this position for subsequent movements. The right arm remains at the side.

- b. Stand at Ease. “Stand at Ease” is completed in three movements. On the first, bend the left knee and move the left foot twenty-five centimetres directly to the left raising the foot to a height not to exceed twelve centimetres. At the same time carry the shoe of the scabbard to the left. The right hand does not move. On the second movement, place the palm of the left hand on the top of the hilt, fingers together in front. For the third movement, force the hilt of the sword straight to the front to the full extent of the left arm leaving the shoe resting on the ground as per the position of attention.
 - c. Stand Easy. “Stand Easy” is the same as the “Stand at Ease” but relaxed.
 - d. Attention from the Stand at Ease. To return to the position of attention, bring the scabbard to the upright position, palm of the hand still on top on the first movement. On the second movement, change the grip of the hand to the position of attention around the scabbard. Note that on parades where troops are armed with rifles these first two movements must be completed on the precautionary word of command “Strathcona’s.” On the command “Attention,” the left foot and scabbard are returned to the position of attention.
 - e. Marching. As the left foot goes forward on the first pace, raise the sword smartly with the left hand, without stooping or disturbing the position of the body, and grasp the scabbard at the point where the sword balances when held at an angle of forty-five degrees (shoe to the front), the fingers round the scabbard, the thumb along the front edge, the arm fully extended, the hilt touching the back of the arm.
 - f. Halting. On the final movement of the halt, lower the sword to the ground and adopt the position of attention.
 - g. Paying Compliments. When the sword is not drawn, a normal salute with the right hand is given while maintaining the scabbard in either the position of attention or per marching as appropriate.
2. Drawing Swords. To draw swords:
- a. The first motion is to raise the scabbard until the little finger of the left hand is in line with the elbow, grasping the back (for officers’ sword, upper) ring with the thumb and forefinger, the remaining fingers closed in the hand, the thick part of the forearm against the side. At the same time pass the right hand smartly across the body to the sword knot, placing it on the wrist and giving it two turns inwards to secure it. As the handle is grasped, thumb in the thumb set, draw out the blade slowly until the hand is in line with the elbow, turning the edge to the left and straightening the left arm in rear of the thigh, the right arm close to the body, shoulders square to the front.
 - b. The second motion is to draw the sword from the scabbard, edge to the left, point to the rear of the left shoulder, and lower the left hand until the upper part of the hilt is opposite the mouth, the blade perpendicular, edge to the left, thumb in the seat, elbow close to the body. This is the recover position.

- c. On the third motion bring the sword smartly down until the right hand is in front of the elbow, and little finger in line with it, the elbow close to the body, blade perpendicular, edge to the front, fore finger and thumb around the grip, hilt resting on the upper part of the hand. The other fingers are held together and slightly curled. While moving the sword to the carry, lower the scabbard to the attention position. This is the carry position.
3. Recover. See drawing swords above (paragraph b).
4. Carry. See drawing swords above (paragraph c).
5. Return Swords. Return swords as follows:
 - a. Carry the hilt smartly to the hollow of the left shoulder, blade perpendicular, edge to the left, elbow level with the shoulder, at the same time bringing forward the mouth of the scabbard about three inches, grasping the back (for the officers' sword, upper) ring with the thumb and fore finger. By a quick turn of the right wrist, drop the point to the rear of the left shoulder into the scabbard and resume the position at the end of the first motion of the draw swords (paragraph 2.a), shoulders being kept square to the front throughout this motion.
 - b. Let the sword fall smoothly into the scabbard, releasing the knot by giving it two turns outwards, the right hand remaining across the body in line with the elbow, fingers extended and close together, back of the hand up and bring the sword to the position of attention.
 - c. Drop the right hand smartly to the side, as in the position of attention.
6. Stand at Ease with Sword Drawn (Slope Swords). On the command "Stand at Ease," the left foot and scabbard are moved twenty-five centimetres to the left as described in paragraph 1.b and, at the same time, swords are sloped. Sloped swords is adopted by releasing the grasp of the last three fingers, and, without disturbing the position of the hand or forearm, allowing the back of the blade to fall lightly on the right shoulder midway between the neck and the point of the shoulder. The little finger is placed behind the handle. The left hand remains on the scabbard as for the position of attention.
7. Stand Easy with the Sword Drawn. To "Stand Easy," maintain the "Stand at Ease" but relax.
8. Attention from the Stand at Ease with the Sword Drawn. On the command "Attention," the left foot and scabbard are returned to the position of attention and the sword is brought to the carry.
9. Marching and Halting with Sword Drawn. The scabbard is held in the same manner as for marching and halting when the sword is not drawn as described in subparagraphs 1.e and 1.f. The sword will remain at the carry, except for "March at Ease" where the sword is sloped. If rifles are ordered slung, then swords are to be returned.
10. Right (or Left) Dressing with Sword Drawn. On the command "Eyes Right (or Left)," bring the sword to the recover and turn the head and eyes to the right (or left). On the order "Eyes Front," return the sword to the carry and, at the same time, turn the head and eyes to the front.
11. Paying Compliments.
 - a. Officer's Salute at the Halt with Sword Drawn. The salute at the halt is carried out in four movements:
 - (1) In the first movement bring the sword to the recover.

- (2) For the second movement, lower the sword until the point is thirty centimetres from the ground and directly to the front, edge to the left, right arm straight, hand just behind the thigh, thumb flat on the handle of the sword.
- (3) In the third and fourth movements, bring the sword to the recover and return it to the carry.

Except when on parade with armed troops, the complete movement detailed above is performed in one continuous, graceful movement.

- b. Present Arms. When on parade with troops armed with rifles and “Present Arms” is ordered, officer with swords drawn will move to the recover position on the first movement of the present arms with the rifle and lower the sword to the salute on the third rifle movement. On the order “Attention,” bring the sword to the recovery and then to the carry in time with first and second movements of the present to the shoulder arms.
- c. Saluting on the March with Sword Drawn. Saluting on the march with the sword drawn is performed as follows:
 - (1) Saluting in Slow Time. The salute in slow time is conducted during a march past from the carry position and commences as the left foot comes to the ground. The movement continues over four paces, finishing on the right foot. There is no pause between the movements. The salute is carried out as one graceful movement.
 - (a) On the order “Eyes Right” given on the left foot, take a check pace with the right foot. When the left foot next touches the ground, shoot the right arm out to the right, arm horizontal at shoulder height and square off to the right, blade perpendicular, edge to the right. At the same time, turn the head and eyes to the right.
 - (b) When the right foot next hits the ground, keeping the blade perpendicular and the hand and elbow on the same plane as the shoulder, bring the sword round in a circular sweep across the body so that the pommel of the hilt comes to the point of the left shoulder. The elbow is kept level with the shoulder and the thumb remains around the grip.
 - (c) In the third motion (take a further pace with the left foot), without pausing, continue the sweep, the sword passing through the position of the recover until the pommel reaches the point of the right shoulder. The elbow is still shoulder high with the upper arm squared off to the right, forearm horizontal, hand in line with the mouth.
 - (d) Finally, for the fourth motion (right foot hits the ground), lower the elbow to the side and change the grip so that the thumb points up the side of the handle lower the sword to the position of the salute.
 - (e) On the order “Eyes Front,” given as the left foot comes to the ground, take a check pace with the right foot and when the left foot next hits the ground, turn the head and eyes to the front. At the same time, bring the sword to the position of the recover, keeping the elbow close to the side. As the left foot next comes to the ground, bring the sword down to the position of the carry.

- (2) Saluting in Quick Time. Normally the sword is retained at the carry position and the head and eyes are turned in the direction of the salute; during a march past, however, officers will conduct a full salute as per the slow time. On the order “Eyes Right” given as the left foot is forward, the four motions of the full salute will be conducted as one graceful movement working when the left foot hits the ground. “Eyes Front” is conducted in the same manner as for the slow time.

12. General Notes.

- a. When “Officers Fall In” is ordered, officers will come to attention and draw swords before stepping off to join their squadrons.
- b. On the order “Officers Fall Out,” officers will conduct the normal drill as detailed at ARTICLE 8201 - Falling Out The Officers. When swords are drawn, officers will conduct the full salute both times on the command “Hup” by the Adjutant and march off the parade with swords at the carry. When the officers have marched off of the parade square, they may return swords on their own.
- c. When on parade with troops armed with rifles and “Fix” or “Unfix Bayonets” is ordered and swords are required to be drawn or returned, the motions for drawing and returning swords will be timed with the movements of the fix (unfix) bayonets. The last motions of each sword drill will be executed on the executive “Attention.”
- d. When an officer, at the halt with sword drawn, receives a salute, the salute is acknowledged by bringing the sword to the recover and then returning it to the carry. This short salute is timed to coincide with the first and fourth movements of the salute at the halt with swords drawn above. The short salute is used as an acknowledgement only when returning the salute of a junior and is never used as a replacement for a full salute.
- e. When marching with the sword drawn, an officer will salute a senior by remaining at or coming to the carry and turning head and eyes towards the senior officer.
- f. When saluting an officer at the halt or on the march, a soldier with sword drawn will come to the carry and turn head and eyes in the direction of the officer.
- g. On parade, a recipient of an award called forward shall return swords before falling out to receive the award. After falling back into position, the sword is redrawn and the original position is adopted.
- h. When the Guidon is ordered to the slope, drawn swords are also to be sloped.
- i. Swords are never sloped during the slow march.

ARTICLE K102 - MOUNTED SWORD DRILL

1. Draw Swords. To “Draw Swords” when mounted:

- a. Pass the right hand smartly across the body over the bridle arm, draw out the blade so as to rest the hilt on the bridle arm, place the sword knot on the wrist, give it two turns inward to secure it, and then grasp the handle with the right arm close to the body, shoulders square to the front.

- b. With an extended arm draw the sword slowly from the scabbard, in the rear of the left shoulder, and bring it smartly to the “Recover,” that is, with the upper part of the hilt in line with the mouth, blade perpendicular, edge to the left, elbow close to the body.
- c. Lower the sword smartly to the “Carry,” that is, with the top of the guard resting on the top of the hand, blade perpendicular, edge to the front, the first and second fingers gripping the handle under the resistance piece, the little finger behind the handle to steady it, the wrist resting on the leg and the pommel pressed against the side of it, upper part of the arm close to the body, and the elbow lightly touching the hip.

35. Slope Swords, or Sling Lances.

♩ = 108.

Now “Slope Swords” and “Sling Lances,” sol-diers all !.....

Figure 95 – Field Bugle Call – Slope Swords or Sling Lances³

2. Slope Swords. Bring the lower part of the arm at right angles to the upper hand in front of the elbow, relax the grasp of the second and third fingers, and allow the sword to fall lightly on the shoulder, midway between the neck and point of the shoulder, the top of the hilt resting on the top of the hand, the little finger still in rear of the hilt.
3. Sit at Ease. Keeping the sword at the slope, place the hands on the front part of the saddle, with the right hand over the left.
4. Position of Attention. Come smartly to the position of “Slope Swords.”
5. Carry Swords. Resume the grasp of the second and third fingers and bring the blade perpendicular, the hilt resting on the thigh, as in the third motion of drawing swords.
6. Return Swords. To “Return Swords” when mounted:
 - a. Carry the hilt smartly to the hollow of the left shoulder, blade perpendicular, edge to the left, elbow level with the shoulder; then by a quick turn of the wrist drop the point in rear of the left shoulder and push it slowly into the scabbard; then resume the position at the end of the first motion in “Draw Swords,” shoulders being kept square to the front throughout this motion.
 - b. Push the sword lightly into the scabbard, release the hand from the sword knot by giving it two turns outwards, the right hand remaining across the body in line with the elbow, fingers extended and close together, back of the hand up.
 - c. Drop the right hand smartly to the side.
7. Notes.

³ Regimental Trumpet and Bugle Calls for the Canadian Army, Ottawa: Canadian Army, 1961.

- a. When “Draw Swords” is ordered at the walk, the soldier after “Drawing Swords” will remain at the carry until ordered to “Slope”; but if “Draw Swords” is ordered at the trot or gallop, the soldier will come to the “Slope” after drawing.
 - b. Drawing and returning swords should frequently be practised at the trot and gallop. On such occasions, when returning swords, the scabbard may be steadied by the drawn back heel.
8. Proving. In proving with a drawn sword, the sword is brought to the “Carry,” and again sloped on the command “As you were.”
9. Paying Compliments with Swords Drawn. Officers’ salute in marching past.
- a. First motion: Carry the sword direct to the right to the full extent of the arm, hand as high as the shoulder, back of the hand to the rear, blade perpendicular.
 - b. Second motion: Bring the sword by a circular motion to the “Recover,” keeping the elbow as high as the shoulder.
 - c. Still keeping the elbow the height of the shoulder, bring the hilt to the right shoulder; during this motion let the fingernails come in line with the edge of the sword.
 - d. Fourth motion: Lower the sword to the front to the full extent of the arm, blade three inches below the knee, edge to the left, thumb extended in the direction of the point, hand directly under the shoulder. There should be no pause between these motions; all should be combined in one graceful movement.

The head is slightly turned towards the reviewing officer whilst marching past. When ten yards past the reviewing officer, the sword is brought to the “Recover” carrying it well to the front, and to the “Carry” in two deliberate movements.

ARTICLE K103 - SWORD DRILL WITH SAM BROWNE BELT

1. Sword drill with the Sam Browne belt is similar to that as described in ARTICLE K101 - Dismounted Sword Drill. As a result of the scabbard being fixed to the belt in a much more restrictive manner than when slung, however, the drill is simplified. The left hand is maintained in the position of attention throughout. The following differences in drill are identified.
2. Position of Attention. Hold the scabbard with the left hand, left arm straight (left arm bent outside the hilt when the sword is not drawn, back of the hand to the left, thumb round the front, forefinger pointing down the scabbard, other fingers curled round the back. This position of the left hand is maintained throughout the drill except when standing at ease with swords not drawn.
3. Draw Swords.
 - a. In one movement carry the right hand across the body to the sword knot, placing it on the wrist giving it two turns inwards to secure it and grasp the handle. Draw out the blade until the forearm is horizontal. The back of the hand is to the rear, fingers and thumb round the handle.
 - b. On the second movement, draw the sword sharply forward and upwards allowing the shoe of the scabbard to move slightly to the rear and adopt the recovery position as described in “Draw Swords” in ARTICLE K101 - Dismounted Sword Drill. Resume the position of attention with the left hand.

- c. The third movement, the “Carry,” is the same as described in “Draw Swords” in ARTICLE K101 - Dismounted Sword Drill.
4. Return swords.
 - a. Carry the hilt smartly to the hollow of the left shoulder, blade perpendicular, edge to the left, elbow level with the shoulder, at the same time push the shoe of the scabbard a little to the rear. By a quick turn of the right wrist, drop the point to the rear of the left shoulder into the scabbard and resume the position at the end of the first motion of the draw swords (paragraph 3.a), shoulders being kept square to the front throughout this motion.
 - b. Let the sword fall smoothly into the scabbard, releasing the knot by giving it two turns outwards, the right hand remaining across the body in line with the elbow, fingers extended and close together, back of the hand up and bring the sword to the position of attention.
 - c. Drop the right hand smartly to the side, as in the position of attention.
5. Marching. The sword or empty scabbard is kept steady at the side by the left hand.

ANNEX L - LANCE DRILLARTICLE L100 - GENERAL

1. As described in ARTICLE 9302 - Lances, the Regiment has never been issued lances or used them as weapons. The Regiment has, however, maintained lances solely for tent pegging and use during ceremonial activities including rides and displays by the Mounted Troop. As a matter of interest, this annex contains lance drill based on that described in Cavalry Training: 1912.¹ The programme and drill for the musical ride are held separately by the Mounted Troop.

2. Parts of the Lance. The lance consists of the following parts: the point, the butt, the pole, the point of balance and the sling. The sling should be fitted as for mounted work, so that the bottom of it comes two inches nearer the butt than the point of balance.

ARTICLE L101 - DISMOUNTED LANCE DRILL

1. Position at Attention. The lance is held between the thumb and fingers of the right hand at the full extent of the arm, thumb inside the pole, fingers outside, back of the hand to the right, butt close to the ball of the right foot. This is the position of the "Order."

2. Stand at Ease. Carry the left foot to the left.

3. Carry Lance. Raise the hand with the back to the front and grasp the pole, thumb level with top of the shoulder, back of the hand to the front, elbow down. Lance to be kept perpendicular.

4. Shoulder Lance. Bring the lance to the shoulder by raising the arm from the elbow, still holding the lance as at the "Order," right elbow close to the hip, hand in front and in line with the elbow, lance sloping backwards and resting on the right shoulder. (This is the position in which the lance is carried when marching on foot.)

5. Support Lance.

- a. Raise the hand to the balance, placing the thumb in front, and the fingers in rear of the pole.
- b. Raise the arm from the elbow, back of the hand down, so that the butt is brought across the body to the left front, the lance resting on the right forearm, the butt about six inches lower than the point.

6. Paying Compliments with the Lance. When a soldier carrying a lance passes an officer he will do so at the "Shoulder" and will turn his head towards the person saluted. A soldier with a lance, if halted when an officer passes, will turn towards him and "Carry Lance." A sentry on the approach of an officer will halt, turn towards him and "Carry Lance."

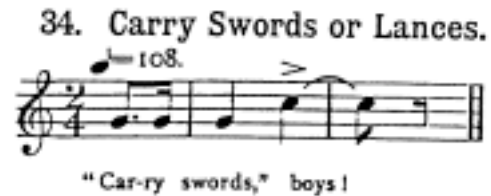


Figure 96 – Field Bugle Call – Carry Swords or Lances²

¹ War Office, Cavalry Training: 1912, pp. 52-54 and 122-126.

² Regimental Trumpet and Bugle Calls for the Canadian Army, Ottawa: Canadian Army, 1961.

7. Guards and Sentries. Guards including reliefs will march with lances at the “Shoulder.” Sentries are to walk with their lances at the “Support.”

ARTICLE L102 - MOUNTED LANCE DRILL

1. When standing to a horse at “Attention,” the lancer stands square to the front, toes in line with the horse’s fore feet, holding the bridoon rein with the right hand near the bit, and the lance at the “Order” in the left hand, which slides down the pole to the full extent of the arm, the thumb next the body, the fingers on the outside of the lance.

2. Prepare to mount. Grasp the lance just below the sling with the left hand, which at the same time grips the reins and a lock of the mane.



Figure 97 – Strathcona Mounted Troop at Spruce Meadows (Regimental Museum Archives)

3. Mount. Mount in the usual manner, taking care to keep the point of the lance well up to prevent it from touching the riders and horses in the ranks. As soon as seated in the saddle, grasp the lance by the right hand below the balance under the bridle hand; by a second motion bring it smartly up and hold it perpendicularly with the right hand in front of the face, the butt in line with the elbow; after a short pause, lower it carefully into the bucket and come to the position of “Carry Lance,” which is the position of “Attention” when mounted.

4. Prepare to Dismount. Let the right hand slide down the pole of the lance to the full extent of the arm; bring the lance smartly up and hold it perpendicularly with the right hand in front of the face; after a short pause lower it under the bridle arm, and grasp it just below the sling by the left hand, which should already be holding the reins and mane.

5. Dismount. Dismount as usual, pressing the hand upon the butt end of the pole, so as to keep the point well raised, and assume the position of “Attention” with the lance at the “Order” in the left hand, butt close to the ball of the left foot.

6. Carry Lance. The lance, resting with the butt end in the bucket, is kept upright with the right hand, which grasps the pole, thumb level with the top of the shoulder, back of the hand to the front, elbow down.

7. Order Lance. Let the lance fall against the hollow of the right shoulder, and let the right hand slide down the pole to the full extent of the arm, as on foot.

8. Trail Lance. Grasping the lance at the balance, raise it out of the bucket, lower the point to the left front, over the horse’s near ear, the hand resting on the thigh, little finger in line with the back edge of the stripe of the pantaloons, knuckles down and elbow slightly forward.

9. Sling Lance.³ (Given from the “Carry”) Pass the right hand through the sling, and rest it on the thigh, near the hip, with the knuckles down, elbows bent outwards, without stiffness. On “Left Arm Sling Lance”:

³ “Sling Lance” is currently not done, as the Regiment’s slings are not long enough.

- a. Let the right arm slide down the pole of the lance to the full extent of the arm.
- b. Bring the lance smartly up, and hold it perpendicularly with the right hand in front of the face; after a short pause, lower it carefully into the left bucket outside the bridle arm, the right hand resting on the left, the lance sliding through it.
- c. Holding the lance between the thumb and fore-finger, pass the remaining fingers of the right hand over the reins and hold them, with the back of the hand up: pass the left hand thus disengaged through the sling and again take the reins.

On "Carry Lance":

- d. Let the right arm slide down the pole of the lance to the full extent of the arm.
- e. Bring the lance smartly up, and hold it perpendicularly with the right hand in front of the face; after a short pause, lower it carefully into the left bucket outside the bridle arm, the right hand resting on the left, the lance sliding through it.
- f. Drop the right hand to the full extent of the arm under the bridle hand, seize the lance and bring it smartly up, holding it perpendicularly with the right hand in front of the face; after a short pause, lower it carefully into the right bucket, and assume the position of "Carry Lance."

10. Dressing. On the order "Dress," when mounted, the lance is brought to the "Order." As soon as the dressing is completed and the command "Eyes Front" given, the position of "Carry Lance" is resumed.

11. Proving. In proving the telling off with a lance at the "Carry," the right arm is extended to the front, the hand retaining its grasp. In proving at the "Order," the hand is brought to the position of "Carry," and the arm extended to the front. The original position is assumed on the command "As you were."

12. General Notes.

- a. Royal escorts and orderlies attending royal personages or officers on duty will move with their lances at the "Trail." Other orderlies and individual lancers when detached will move with their lances "Slung," except when acting as scouts or when passing guards, armed parties and officers and others entitled to salutes, when they "Carry Lance." Care should be taken to prevent soldiers from getting into the habit of leaning on their lances when at the "Carry" or when at the "Sling."
- b. When it is desired to ride at ease, the command "Sling Lance, March (or Sit) at Ease" will be given, upon which leaders return swords. When at the halt and it is intended to sit at ease for a short time, the command will be given "Sit at Ease," upon which leaders do not return swords but sit at ease as in ARTICLE K102 - Mounted Sword Drill on page K-6.
- c. It may sometimes be convenient, for example when riding through wood, to trail lance with the point to the rear: if this is done files should be opened.

ANNEX M - DRILL WITH CROP, CANE OR PACE STICKARTICLE M100 - GENERAL

Drill for the crop, cane or pace stick is much the same in most instances. The differences are identified below.

ARTICLE M101 - ATTENTION

1. For canes or pace sticks, hold the cane firmly in the right hand, in a perpendicular position close to the right side of the body, first joint of the forefinger of the right hand underneath the knob of the cane pointing towards the ground, the remaining three fingers grasping the cane.
2. For officers carrying a crop hold the crop under the left arm with the loop to the rear, handle to the front with adopting the position of "Attention."

ARTICLE M102 - STAND AT EASE

1. For canes or pace sticks, adopt the position of "Stand at Ease" with the back of the right hand in the palm of the left. The right hand holds the cane as at "Attention" and the cane is kept between the crook of the arm and the body, ferrule end up, pointing to the right front.
2. Officers hold the crop as for "Attention," except that the hands are moved to the position of "Stand at Ease."

ARTICLE M103 - MARCHING

1. Step off and as the left foot first comes to the ground, move both hands at the same time to grasp the cane in the middle, keeping the cane upright into the right shoulder by the left hand, and the elbows close to the body. As the foot again comes to the ground, straighten the right arm with the cane horizontal and cut the left hand to the side. As the left foot comes to the ground for the third time, swing the arms as in marching, holding the cane between the thumb and first two fingers of the right hand and keeping it parallel to the ground throughout the swing which must be straight from front to rear. This position is referred to as the "Trail."
2. Squad Halt. Keep the cane at the "Trail" (see marching above) and observe a regulation pause before bringing the cane to the position of "Attention" as follows:
 - a. First Movement. Grasp the cane with the left hand at the centre and bring it to a perpendicular position at the right side. At the same time move the right hand to the knob of the cane as in the position of "Attention"; and
 - b. Second Movement. Cut the left hand away to the side.

ARTICLE M104 - TURNING

1. When Halted. Keep the cane in the position of "Attention."
2. On the March. On the first movement of the turn, bring the cane to a perpendicular position in front of the right shoulder, upper part of the arm close to the side, forearm horizontal, hand in line with the waist belt. On the first pace after the completion of the turn, bring the cane to the "Trail" (see marching above) as the right foot reaches the ground.

ARTICLE M105 - SALUTING

1. The drill for saluting when carrying a crop, cane, or pace stick is essentially the same as when saluting without arms. When the crop, cane or pace stick is carried or held in the right hand, additional movements are required to transfer it to a position under the left arm before saluting with the right arm.
2. Saluting at the Halt. The drill for saluting at the halt is as follows:
 - a. Cane or Pace Stick. Other ranks carrying a cane or pace stick, place it under the left armpit in a horizontal position, head to the front. The cane or pace stick is carried across the body and into this position by the right hand, which grasps the cane or pace stick at the head as in the position of "Attention." After the cane or pace stick is placed in position, observe a regulation pause, keep the left elbow still at the side and raise the left forearm to grasp the cane or pace stick slightly to the rear of the head with the fingers together and straight, thumb on the right side of the cane or pace stick. At the same time, cut the right arm to the side to the position of "Attention," observe a regulation pause and salute leaving the left hand on the pace stick. Hold the salute for a regulation pause. As the right arm is cut to the side, observe a regulation pause, reach across the body with the right hand and grasp the cane or pace stick at the head, at same time cutting the left forearm to the side in the position of "Attention." After observing a regulation pause, return the cane or pace stick to the right side in the position of "Attention."
 - b. Crop. Officers carrying a crop salute without changing its position, that is, the crop is held under the left armpit when standing at "Attention."
3. Saluting on the March to the Flank (All). As the left foot comes to the ground, place the crop, cane or pace stick horizontally beneath the left armpit, head (handle) to the front. As the left foot again comes to the ground, cut the right hand to the side (and when carrying a pace stick or cane, place the left hand near its end). As the left foot again comes to the ground, adopt the position of the "Salute" with the right hand. Hold the salute until the right foot comes to the ground for the third time since adopting the position of the "Salute." At this time, cut the right hand to the side. As the left foot comes to the ground, grasp the crop, cane or pace stick with the right hand at the point where it is held while marching, and at the same time, cut the left forearm to the side (where applicable). As the left foot comes to the ground again, carry the crop, cane or pace stick to the right side. As the left foot comes to the ground again, swing the arms as for normal marching accordingly. The following summarizes the drill for saluting on the march:
 - a. Pace 1 - Left foot, place crop, cane or pace stick under the left armpit;
 - b. Pace 3 - Left foot, cut right hand to the side (and move the left hand to the end);
 - c. Pace 5 - Left foot, salute;
 - d. Pace 5 to 9 - Hold salute;
 - e. Pace 10 - Right foot, cut right hand to the side, hand and eyes front;
 - f. Pace 11 - Left foot, grasp crop, cane or pace stick with the right hand;
 - g. Pace 13 - Left foot, carry crop, cane or pace stick to the right side; and
 - h. Pace 15 - Left foot, swing the arms.

The detail contained in the above sequence explains the normal duration of a salute. On certain occasions, for example when marching past a saluting base, the salute is held from the first marker until clear of the saluting base.

4. Saluting on the March to the Front (All). After halting, pause, place the crop, cane or pace stick under the left armpit, pause; cut the right arm to the side and at the same time place the left hand on the cane or pace stick (as applicable). After another pause, salute, pause and then cut the right arm to the side. The next time the left foot comes to the ground, transfer the crop, cane or pace stick to the right side and the next time the left foot comes to the ground, swing the arms.

ARTICLE M106 - DISMISSING

1. When an officer is present, the squad salutes with the cane or pace stick as previously detailed as for marching (above). Warrant officers and senior non-commissioned officers not carrying a cane must wait for those who are. After a pause, the squad turns to the right, pauses, and falls out, bringing the cane to the "Trail" (see marching above) when marching off the parade ground.

2. When an officer is not present, the squad turns to the right, pauses, and falls out, bringing the cane to the "Trail" (see marching above) when marching off the parade ground.

ARTICLE M107 - THE PACE STICK

1. Carrying the Pace Stick when Closed. When closed, the stick is carried either at the "Trail" (see marching above) or under the left arm. When at the "Trail," it is swung with the right arm from front to rear and kept parallel to the ground. When under the left arm, it is kept parallel to the ground; the point of balance under the left armpit, shoes to the rear, the head of the stick held in the left hand, fingers together and on the left, extended and along the stick, thumb straight on the right. When the stick is held at the right side in the position of "Attention," the rules for cane drill apply.

2. Pace stick Open. When open, the stick is held at the right as follows:

- a. Standing at Ease. When standing at ease, the stick is held in the right hand just below the apex, back of the hand to the right fingers around both shafts, thumb nearer the body around the rear shaft, elbow against the side. The rear shaft is upright with the shoe slightly to the right and to the front of the right toe and the forward leg is extended to the front, point off the ground. The left arms is at the side;
- b. Stand at Ease to the Attention. Bend the left knee and swing the forward leg of the stick to the rear by rotating the stick to the rear; and
- c. Quick or Slow March. Step off with the left foot, swing the rear leg of the stick forward by twisting with the fingers and thumb and rotating the free leg of the stick outward and forwards; place the swinging shoe on the ground straight in front of the point already on the ground. Continue this movement until halting or as long as required.

3. Marching Position. When halting, the stick is held in the position of "Attention." When ceasing to swing while still marching, the stick is lifted up so that the forearm is parallel to the ground, hand in front of the right hip, thumb and forefinger around the forward shaft which is upright, other fingers around the rear shaft. This is known as the marching position.

ANNEX N - BIBLIOGRAPHYPUBLISHED REGIMENTAL SOURCES

- Cunniffe, R. The Story of a Regiment: Lord Strathcona's Horse (Royal Canadians). Calgary: Lord Strathcona's Horse (Royal Canadians), 1995. As the title page of the book states, the book is "A record of happenings, from 1885 to 1939, which tells the story of the first unit of the Permanent Force to be stationed in Canada's north-west." The Story of a Regiment was completed in manuscript form in 1963 but was not published until 1995. The book was published as Volume I of the Regiment's Historical Series.
- Department of Militia and Defence. Strathcona's Horse in the South African War 1899-1902. Sessional Paper No. 35a. Ottawa: S.E. Dawson, 1901. The official account of the Regiment in its first campaign is contained in this official report of the Honourable Minister of Militia and Defence.
- Fraser, W.B. Always a Strathcona. Calgary: Comprint Publishing Company, 1976. Initially printed in 1976 (and reprinted in 1986), Always a Strathcona is the authorized account of the Regiment. The book describes the activities and spirit of the Regiment, as well as the political and social settings of the times, throughout its first seventy-five years.
- Grodzinski, Captain J.R. The Battle of Moreuil Wood. Vancouver: Broadway Printers, 1993. This booklet was published on the seventy-fifth anniversary of the Battle of Moreuil Wood. The booklet contains a detailed account of the battle along with maps, organization charts and names of personnel involved in the battle.
- Lord Strathcona's Horse (Royal Canadians) Regimental Society. Strathcona's Horse: South Africa 1900 - 1901. Calgary: Bunker to Bunker Publishers, 2000. Strathcona's Horse: South Africa 1900 - 1901 is Volume V of the Regiment's Historical Series and is an edited copy of Diary of Lord Strathcona's Corps South African War 1900-1901.
- Lord Strathcona's Horse (Royal Canadians). The Strathconian. 1914, 1927 to present. The Strathconian is the Regiment's annual journal published under the authority of the Commanding Officer. Special editions have been produced from time to time to mark activities such as deployments on United Nations peacekeeping operations.
- McAvity, Lieutenant-Colonel J.M. D.S.O., M.B.E. Lord Strathcona's Horse (Royal Canadians): A Record of Achievement. Toronto: Brigdens Limited, 1947. (Reprinted in Vancouver: Broadway Printers Limited, 1996). Lieutenant-Colonel McAvity commanded the Regiment from 27 July 1944 to 25 November 1945. This book is a stirring account of the Regiment at war, told only as a participant can do. In addition to detailed account of the Regiment during the period 1939 – 1946, the book contains a Roll of Honour, a list of honours and awards, Tank Standing Orders, tank histories and a nominal roll of the 2nd Canadian Armoured Regiment, Lord Strathcona's Horse (Royal Canadians). The book's reprint in 1996 was as Volume II of the Regiment's Historical Series.
- Miller, Andrew. M.S. of Volume Relating to the Organization of Strathcona's Horse, Volume 3 of 4 Regimental Historical Accounts from the South African War, 1912. M.S. of Volume Relating to the Organization of Strathcona's Horse is a sound account of the founding of the Regiment, its first campaign in South Africa and the times that inspired its early years. Andrew Miller (Number 216) enlisted in Ottawa, February 20, 1900, and was appointed to A Squadron as Orderly Room Clerk. He was promoted to Sergeant in 1901.
- Steele, Samuel B. Forty Years in Canada: Reminiscences of the Great North-West with some Account of his Service in South Africa. Toronto, 1915: McGraw-Hill Ryerson Limited, rpt. 1972. In his

autobiography, Colonel Samuel B. Steele covers much of the early history of the Regiment including his service in South Africa both as a Strathcona and with the South African Constabulary.

Stewart, Brigadier-General John Smith. Memoirs of a Soldier. Lethbridge: Robins Southern Printing Ltd., n.d. Memoirs of a Soldier, which was written by Brigadier J.S. Stewart, G.M.G., D.S.O., E.D., tells the story of the brigadier's years of service in the South African War and the First World War, including his time as a Strathcona trooper in the South African War. The book provides an interesting insight into the life of a soldier in the Regiment's first campaign.

Strathcona's Horse: A Western Heritage. Edmonton: Lord Strathcona's Horse (Royal Canadians) Regimental Society, 2000. This booklet contains a brief history of the Regiment and contains illustrations of the regimental artefacts that were part of the exhibition "Strathcona's Horse: A Western Heritage" at the Provincial Museum of Alberta (Edmonton) and the Museum of the Regiments (Calgary) during Celebration 2000.

William, Captain S.H., M.C. Stand to Your Horses: Through the First World War 1914-1918 with the Lord Strathcona's Horse (Royal Canadians). Altona: D.W. Friesen and Sons Ltd., 1961. (Reprinted in Vancouver: Broadway Printers Ltd., 1999). Stand To Your Horses is probably one of the very best chronicles of any unit engaged in the First World War. It takes the reader through the First World War with Lord Strathcona's Horse (Royal Canadians). The book was reprinted in 1999 as Volume III of the Regiment's Historical Series.

OTHER REGIMENTAL SOURCES

Dress Regulations for Officers. Calgary: Lord Strathcona's Horse (Royal Canadians), 1961.

Junior Officer Guide. Calgary: Lord Strathcona's Horse (Royal Canadians), 1983.

Lord Strathcona's Horse (Royal Canadians) Dress Instructions. Calgary: Lord Strathcona's Horse (Royal Canadians), 1970.

Lord Strathcona's Horse (Royal Canadians) Officer's Mess Constitution. Calgary: Lord Strathcona's Horse (Royal Canadians), 1982.

Lord Strathcona's Horse (Royal Canadians) Officers Mess Rules. Calgary: Lord Strathcona's Horse (Royal Canadians), 1926.

Lord Strathcona's Horse (Royal Canadians) Regimental Society Business Plan. Edmonton: Lord Strathcona's Horse (Royal Canadians) Regimental Society, 2003.

Mackie, Lieutenant E.F. "Remnants of the Boer War Diary." Transcribed by Warrant Officer D.H. Crowell, MB, CD. Calgary: Lord Strathcona's Horse (Royal Canadians) Museum, n.d.

Militia Orders Strathcona's Corps 1900-1902. Volume 4 of 4 Regimental Historical Accounts from the South African War.

"Minutes of the Annual and Extraordinary Board of Directors Meeting of Lord Strathcona's Horse (Royal Canadians) Regimental Society." Various.

"Minutes of the Annual General Meeting of Lord Strathcona's Horse (Royal Canadians) Regimental Society." Various years.

Policies and Procedures Manual - Lord Strathcona's Horse (Royal Canadians) Museum. Edmonton: Lord Strathcona's Horse (Royal Canadians) Society, 2003.

Steele, Lieutenant-Colonel Sam, Diary of Lord Strathcona's Corps South African War 1900-1901, Volume 1 of 4 Regimental Historical Accounts from the South African War. Authenticated by Lieutenant-Colonel S.B. Steele, Diary of Lord Strathcona's Corps South African War 1900-1901 is the day-to-day journal of the Regiment in the South African War starting with the formation of the mounted corps for special service in South Africa on 1 February 1901 and ending with Lieutenant-Colonel Steele reporting to Lord Minto in Ottawa on 13 March 1901.

Strathcona's Horse, Part I – Synopsis of Lord Strathcona's Correspondence Relating to the Regiment 1900-1902, and Part II – Copies of Letters from Colonel Steele on the Organization and Works of the Regiment 1900-1902, Volume 2 of 4 Regimental Historical Accounts from the South African War.

Subaltern's Guide. Calgary: Lord Strathcona's Horse (Royal Canadians), 1989.

CANADIAN FORCES PUBLICATIONS

Canadian Forces Band Instructions. Ottawa: Department of National Defence, 1994. Canadian Forces Publication A-AD-202-001/FP-001.

Canadian Forces Dress Instructions. Ottawa: Department of National Defence, 1995. Canadian Forces Publication A-AD-265-000/AG-001.

Canadian Forces Manual of Drill and Ceremonial. Ottawa: Department of National Defence, 1992. Canadian Forces Publication A-PD-201-000/PT-000.

Canadian Forces Mess Administration. Ottawa: Department of National Defence, 1982. Canadian Forces Publication A-AD-262-000/AG-000. Change 2, 12 July 1984.

Canadian Forces Museums: Operations and Administration. Ottawa: Department of National Defence, 1998. Canadian Forces Publication A-PD-266-000/AG-001.

Department of Militia and Defence. General Orders. Ottawa: Government Printing Office, various years.

Department of Militia and Defence. Militia Orders. Ottawa: Government Printing Office, various years.

Department of National Defence. Armour Bulletin. Gagetown: Royal Canadian Armoured Corps School, various.

Department of National Defence. Canadian Army Orders. Various.

Department of National Defence. Canadian Forces Administrative Orders. Various.

Department of National Defence. Queen's Regulations and Orders. Volumes I through IV.

Dress Instructions for Officers of the Royal Canadian Armoured Corps. Ottawa: Department of National Defence, 1953.

Flags, Battle Honours and other Honorary Distinctions of the Canadian Forces. Ottawa: Department of National Defence, 1988. Canadian Forces Publication A-AD-200-000/AG-000.

Flags, Ensigns, Colours, Pennants and Honours for the Canadian Forces. Ottawa: Department of National Defence, 1980. Canadian Forces Publication A-AD-200-000/AG-000.

Historical Section, General Staff, Army Headquarters. Canada's Army In Korea the United Nations Operations, 1950-53 and Their Aftermath: a Short Official Account. Ottawa: Queen's Printer, 1956.

Insignia and Lineages of the Canadian Forces. Ottawa: Department of National Defence, n.d. Canadian Forces Publication A-AD-267-000/AF-004.

Regimental Trumpet and Bugle Calls for the Canadian Army. Ottawa: Canadian Army, 1961.

Russell, E.C. Customs and Traditions of the Canadian Armed Forces. Ottawa: Minister of Supply and Services Canada, 1980. Canadian Forces Publication A-JS-007-002/JD-001.

The Honours, Flags and Heritage Structure of the Canadian Forces. Ottawa: Department of National Defence, 1999 (Revised 2001). Canadian Forces Publication A-PD-200-000/AG-000.

The Regiments and Corps of the Canadian Army. Ottawa: Canadian Army, 1964.

OTHER REFERENCES

Anglesey, the Marquess of, F.S.A. The Western Front, 1915-1918; Epilogue, 1919-1939. Vol. VIII of A History of the British Cavalry 1816-1919. London: Leo Cooper, 1997.

Anglesey, the Marquess of, F.S.A. 1899-1913. Vol. IV of A History of the British Cavalry 1816-1919. London: Leo Cooper, 1986.

Army Trumpet and Bugle Sounds (with Words). Aldershot: George Potter & Co., 1915.

Atkin, Ronald. Maintain the Right: The Early History of the North West Mounted Police, 1873-1900. New York: The John Day Company, 1973.

Barris, Ted. Deadlock in Korea: Canadians at War, 1950-1953. Toronto: MacMillan Canada, 1999.

Bercusion, David J. Blood on the Hills: The Canadian Army in the Korean War. Toronto: University of Toronto Press, 1999.

Blake, R.L.V. French. The 17th/21st Lancers. Series. Ed. Lt.-General Sir Brian Horrocks. Famous Regiments. London: Hamish Hamilton, 1968.

Boulton, James J. Uniforms of the Canadian Mounted Police. North Battleford: Turner Warwick Publications, 1990.

Department of Militia and Defence. Supplementary Report: Organization, Equipment, Despatch and Service of the Canadian Contingents During the War in South Africa 1899 – 1900: The 2nd Contingent. Sessional Paper No. 35a. Ottawa: S.E. Dawson, 1901.

Department of Militia and Defence. Supplementary Report: Organization, Equipment, Despatch and Service of the Canadian Contingents During the War in South Africa 1899 – 1900: Report C [The Royal Canadian Dragoons]. Sessional Paper No. 35a. Ottawa: S.E. Dawson, 1901.

Haydon, A.L. The Riders of the Plains: A Record of the Royal North-West Mounted Police of Canada 1873 – 1910. London: Andrew Melrose, 1910.

- Heifetz, Jeanne. When Blue Meant Yellow: How Colors Got Their Names. New York: Holt, 1994.
- MacKay, Douglas. The Honourable Company: A History of the Hudson's Bay Company. Toronto: McClelland and Stewart, 1936.
- Maloney, Sean M. War Without Battles: Canada's NATO Brigade in Germany 1951-1993. Toronto: McGraw-Hill Ryerson Limited, 1997.
- Marteinson, John and Micheal R. McNorgan. The Royal Canadian Armoured Corps: An Illustrated History. Toronto: Robin Brass Studio, Inc., 2000.
- Marteinson, John, et al. We Stand on Guard: An Illustrated History of the Canadian Army. Montreal: Ovale Publications, 1992.
- Mcdonald, Donna. Lord Strathcona: A Biography of Donald Alexander Smith. Toronto: Dundurn Press 1996.
- Miller, Carmen. Painting the Map Red: Canadians in the South African War, 1899-1902. McGill-Queen's University Press, 1993.
- Montemaggi, Amedeo and Bill McAndrew. The Gothic Line: The Canadian Breaching at Tavullia Key of the Italian Campaign. Tavullia, Italy: Comune di Tavullia, 1997.
- Nicholson, G.W.L. The Canadian Expeditionary Force 1914-1919. Ottawa: The Queen's Printer, 1962.
- Nicholson, G.W.L. The Canadians in Italy, 1939 -1945. Ottawa: The Queen's Printer, 1966.
- Preston, W.T.R. The Life and Times of Lord Strathcona. Toronto: McClelland, Goodchild and Stewart Publishers, 1914.
- Reford, Alexander. "Smith, Donald Alexander, 1st Baron Strathcona and Mount Royal." Dictionary of Canadian Biography. Ed. Ramsay Cook, et al. Toronto: University of Toronto Press, 1998. Vol. XIV. pp. 939 – 947.
- Reid, Brian A. Our Little Army in the Field: The Canadians in South Africa 1899-1902. St. Catherines: Vanwell Publishing, Limited, 1996.
- Ross, David and René Chartrand. Canadian Militia Dress Regulations 1907: Illustrated, with amendments to 1914. Saint John: The New Brunswick Museum, 1977.
- Stewart, Robert. Sam Steele: Lion of the Frontier. 2nd Ed. Toronto: Doubleday Canada, 1999.
- Stradling, Group Captain A.H., O.B.E. Customs of the Service. Aldershot: Gale & Polden Ltd., 1939 (Customs of the Services. Aldershot: Gale & Polden Ltd., Revised Edition 1954).
- Summers, Jack L. and René Chartrand. Military Uniforms in Canada, 1665-1970. Ottawa: National Museum of Man, 1981.
- The Armoured Corps: Its Origins, Regiments and Traditions. 4th Ed. Precis 103. Gagetown: Armour School, 1988.
- The Junior Officer and His Regiment. Precis 101. Gagetown: Armour School, 1981.
- War Office. Cavalry Training: 1912. London, 1912: Eyre and Spottiswoode Limited, rpt.1915.

Willson, Beckles. The Life of Lord Strathcona and Mount Royal, G.C.M.G., G.C.V.O. (1820-1914). Toronto: Cassell and Company Limited, 1915.

Woodcock, George. Faces From History. Edmonton: Hurtig Publishers, 1978.

Worthington, L. The Spur and the Sprocket. Kitchener: Reeve Press, 1968.

VIDEOS AND FILMS

Dispatches from the AOR A Tour Diary: The Strathcona Battlegroup in Bosnia: July 1997 – January 1998. Calgary: AVS Inc. and LdSH(RC), 1998.

LdSH(RC) in Cyprus. Calgary: n.p., 28 Aug 91. (Held in the Regimental Museum).

Lord Strathcona's Horse (Royal Canadians): A History of Valour. Calgary: The Factory \ Amalgam Film/Video Producers, 1995 (re-edited 2000).

Rollpast! LdSH Freedom of the City. Calgary: AVS Inc. Productions, 20 May 1996.

Steele Cavalry: Lord Strathcona's Horse (Royal Canadians). Calgary: CFRN Channel 3, aired on 1 July 1996.

INTERNET REFERENCES

Armoured Acorn: The Canadian Armoured Website. <http://www.armouredacorn.com/index.html>.

British Army. <http://www.army.mod.uk/army>.

Canadian Heritage and Information Network. <http://www.chin.gc.ca>.

Canada's Parliament. <http://www.parl.gc.ca>.

Canadian Peacekeeping Veterans Association. <http://www.cpva.ca>.

Canadian War Graves Commission. <http://www.cwgc.org/cwgcinternet/search.aspx>.

Department of National Defence and Canadian Forces. http://www.forces.gc.ca/site/home_e.asp.

Department of National Defence, Directorate of History and Heritage.
http://www.dnd.ca/hr/dhh/engraph/home_e.asp

Glenbow Museum, Art Gallery, Library, Archives (Calgary). <http://www.glenbow.org>.

His Royal Highness, The Prince of Wales. <http://www.princeofwales.gov.uk>.

Imperial War Museum. <http://www.iwm.org.uk>.

Land Force Command (Canadian Army). <http://www.army.forces.gc.ca/lf/English/home.asp>.

Land Forces of Britain, the Empire and Commonwealth. <http://regiments.org/milhist/index.htm>.

Library and Archives Canada. <http://www.collectionscanada.ca>.

Lord Strathcona's Horse (Royal Canadians) Regimental Homepage. <http://www.strathconas.ca>.

- Lord Strathcona's Horse (Royal Canadians) - Regimental Museum.
<http://www.strathconas.ca/Museum/museum.html>.
- Museum of the Regiments. <http://www.museumoftheregiments.ca/main/>.
- National Inventory of Canadian Military Memorials.
http://www.forces.gc.ca/hr/dhh/memorial/engraph/home_e.asp?cat=2.
- North Atlantic Treaty Organization (NATO) Official Homepage. <http://www.nato.int/home.htm>.
- Orders of Battle 1939 – 1945. <http://pages.cthome.net/dryan/orders/army.html>.
- Statistics Canada. <http://www.statcan.ca>.
- Steele Chariots. <http://www3.sympatico.ca/chrjohnson/index.htm>.
- Tank Museum, Bovington, England. <http://www.tankmuseum.co.uk/home.html>.
- The Memory Project. <http://www.thememoryproject.com/index.cfm>.
- United Nations Homepage. <http://www.un.org>.
- Veterans Affairs Canada - Canadian Military Medals and Decorations. <http://www.vac-acc.gc.ca/general/sub.cfm?source=collections/cmdp/mainmenu>.
- Veterans Affairs Canada. <http://www.vac-acc.gc.ca/general>.
- Victoria Cross Reference. <http://www.chapter-one.com/vc/default.asp>.
- Virtual Library museums pages. <http://www.icom.org/vlmp>.
- “We Will Remember.” War Monuments in Canada World Wide Web Site.
<http://www.stemnet.nf.ca/monuments/index.htm>.